International Certification Corp.

Testing Laboratory 2732

CE Test Report

Equipment	:	**802.11ax Wi-Fi 6 + BT5.4 Module**
Model No.	:	**Veda IF912**
Brand Name	:	**Ezurio**
Applicant	:	**Ezurio LLC**
Address	:	**W66N220 Commerce Court, Cedarburg, WI 53012 United States Of America**
Standard	:	**EN 301 893 V2.2.1 (2024-11)**
Received Date	:	**Jan. 12, 2026**
Tested Date	:	**Feb. 16 ~ Jul. 21, 2026**

We, International Certification Corporation, would like to declare that the tested sample has been evaluated and in compliance with the requirement of the above standards. The test results contained in this report refer exclusively to the product. It shall not be reproduced except in full without the written approval of our laboratory.

Reviewed by:	**Approved by:**
Alex Huang	Gary Chang
Alex Huang / Supervisor	**Gary Chang / Manager**

Table of Contents

1 GENERAL DESCRIPTION 6

1.1 Information 6

1.2 Local Support Equipment List 11

1.3 Test Setup Chart 11

1.4 Test Equipment and Calibration Data 12

1.5 Testing Applied Standards 14

1.6 Deviation from Test Standard and Measurement Procedure 15

1.7 Measurement Uncertainty 15

2 TEST CONFIGURATION 16

2.1 Testing Facility 16

2.2 The Worst Test Modes and Channel Details 16

3 TRANSMITTER TEST RESULTS 18

3.1 Nominal Centre Frequency 18

3.2 Nominal Channel Bandwidth and Occupied Bandwidth 19

3.3 RF Output Power, Transmit Power Control (TPC) and Power density 20

3.4 Transmitter Unwanted Emissions outside the 5 GHz RLAN Bands 22

3.5 Transmitter Unwanted Emissions within the 5 GHz RLAN Band 24

4 RECEIVER TEST RESULTS 25

4.1 Receiver Spurious Emissions 25

5 ADAPTIVITY TEST RESULTS 27

5.1 Adaptivity 27

6 RECEIVER BLOCKING TEST RESULTS 30

6.1 Receiver Blocking 30

7 ADJACENT CHANNEL SELECTIVITY TEST RESULTS 31

7.1 Adjacent Channel Selectivity 31

8 USER ACCESS RESTRICTIONS TEST RESULTS 32

8.1 User Access Restrictions 32

9 PHOTOGRAPHS OF THE TEST CONFIGURATION 33

10 TEST LABORATORY INFORMATION 36

Appendix A. Nominal Centre Frequency
Appendix B. Nominal Channel Bandwidth and Occupied Bandwidth
Appendix C. RF Output Power, Transmit Power Control (TPC) and Power Density
Appendix D. Transmitter Spurious Emissions outside the 5 GHz RLAN Bands
Appendix E. Transmitter Spurious Emissions within the 5 GHz RLAN Band
Appendix F. Receiver Spurious Emissions
Appendix G. Adaptivity
Appendix H. Receiver Blocking
Appendix I. Adjacent Channel Selectivity

Release Record

Report No.	Version	Description	Issued Date
ER611203AN	Rev. 01	Initial issue	Aug. 06, 2026

Summary of Test Result

Ref. Std. Clause	Test Items	Measured	Result
4.2.1	Nominal centre frequency	Meet the requirement of limit.	Pass
4.2.2	Nominal Channel Bandwidth and Occupied Channel Bandwidth	Meet the requirement of limit.	Pass
4.2.3	RF Output Power	5.15-5.25GHz: 21.23 dBm 5.25-5.35GHz: 21.18 dBm 5.47-5.725GHz: 21.30 dBm 5.725-5.85GHz: 13.80 dBm	Pass
4.2.3	Power Spectral Density (PSD)	Meet the requirement of limit.	Pass
4.2.4.1	Transmitter unwanted emissions outside the transmitter's operating Bands	Meet the requirement of limit.	Pass
4.2.4.2	Transmitter unwanted emissions within the transmitter's operating bands	Meet the requirement of limit.	Pass
4.2.5	Receiver Spurious Emissions	Meet the requirement of limit.	Pass
4.2.6	Dynamic Frequency Selection (DFS)	Meet the requirement of limit.	Pass
4.2.7	Adaptivity (Channel Access Mechanism)	Meet the requirement of limit.	Pass
4.2.8	Receiver Blocking	Meet the requirement of limit.	Pass
4.2.9	Adjacent channel selectivity	Meet the requirement of limit.	Pass
4.2.10	User Access Restrictions	Meet the requirement of limit.	Pass
B.2.2.11	Country determination capability	This item is not applicable. The EIRP is less than 25 mW.	N/A

Note: The DFS measurement was recorded in Report No.: EY611203.

Declaration of Conformity:
The test results with all measurement uncertainty excluded are presented in accordance with the regulation limits or requirements declared by manufacturers.
Comments and Explanations:
The declared of product specification for EUT presented in the report are provided by the manufacturer, and the manufacturer takes all the responsibilities for the accuracy of product specification.

1 General Description

1.1 Information

1.1.1 Product Details

Model Name	Part No.	Product Name	Description
Veda IF912	453-00396	802.11ax Wi-Fi 6 + BT5.4 Module	Module, Veda IF912, SIP, Tri Band, No Embedded Memory, RF Trace Pin
	453-00397		Module, Veda IF912, SIP, Tri Band, Embedded Ext. Memory, 8M PSRAM, 8M Flash, RF Trace Pin

1.1.2 Specification of the Equipment under Test (EUT)

RF General Information					
Frequency Range (MHz)	**IEEE Std. 802.11**	**Ch. Freq. (MHz)**	**Channel Number**	**Transmit Chains (N_{TX})**	**Data Rate / MCS**
5150-5250 5250-5350 5470-5725 5725~5850	a	5180-5240 5260-5320 5500-5720 5745-5825	36-48 [4] 52-64 [4] 100-140 [12] 149-165 [5]	1	6-54 Mbps
	n (HT20)				MCS 0-7
	ac (VHT20)				MCS 0-9
	ax (HE20)				MCS 0-11
Note 1: 802.11a/n/ac/ax uses a combination of BPSK, QPSK, 16QAM, 64QAM, 256QAM and 1024QAM modulation.					

1.1.3 Antenna Details

Integrated Antenna

Brand / Model	Part Number	Type	Connector	Operating Frequencies (MHz) / Antenna Gain (dBi)				
				2400~2483.5	5150~5250	5250~5350	5470~5725	5725~5850
Yageo / Chip Antenna	ANT1608LL 14R2460A	Chip	NA	2.3	0.1	0.1	1.8	2.5

External Antenna

Brand / Model	Part Number	Type	Connector	Operating Frequencies (MHz) / Antenna Gain (dBi)				
				2400~2483.5	5150~5250	5250~5350	5470~5725	5725~5850
Ezurio / FlexMIMO 6E	EFD2471A3 S-10MH4L	PIFA	MHF4L	2.2	3.8	3.8	3.8	3.8
Ezurio / FlexPIFA 6E	EFB2471A3 S-10MH4L	PIFA	MHF4L	2.2	3.9	3.9	3.9	3.9
Ezurio / Mini NanoBlade Flex 6GHz	EMF2471A3 S-10MH4L	PCB Dipole	MHF4L	2.4	4.4	4.4	4.4	4.4
Joymax Electronics / Dipole 6E	TWX-100BRS3B	Dipole	RP-SMA	2	4	4	4	4
Ezurio / FlexPIFA Dual Band	001-0021	PIFA	IPEX MHF4L	2.5	3	3	3	3
Ezurio / FlexPIFA Dual Band	EFB2455A3 S-15MH4L	PIFA	MHF1	2.5	3	3	3	3

1.1.4 EUT Operational Condition

Power Supply Type	3.3Vdc from host		
SW Version	IFX_Ezurio-H1CP-04022026-2		
Operational Climatic	☒ Tnom (20°C)	☒ Tmax (85°C)	☒ Tmin (-40°C)
TPC	☒ Support	☐ Not support	
Beamforming	☐ Support	☒ Not support	
RU Configuration	☒ Full RU	☒ Partial RU	

1.1.5 Accessories

N/A

1.1.6 Adaptive Equipment

Adaptive Equipment		
☒	Adaptive Equipment without the possibility to switch to a non-adaptive mode:	
	☒	The equipment has implemented an LBT based DAA mechanism:
		☐ The equipment is Frame Based equipment
		☒ The equipment is Load Based equipment
		☐ The equipment can switch dynamically between Frame Based and Load Based equipment
	☐	The equipment has implemented an non-LBT based DAA mechanism
	☐	The equipment can operate in more than one adaptive mode
☐	Adaptive Equipment which can also operate in a non-adaptive mode	

1.1.7 Channel List

Frequency band (MHz)	5150~5350, 5500~5700
802.11a / n HT20 / ac VHT20 / ax HE20	
Channel	Frequency(MHz)
36	5180
40	5200
44	5220
48	5240
52	5260
56	5280
60	5300
64	5320
100	5500
104	5520
108	5540
112	5560
116	5580
120	5600
124	5620
128	5640
132	5660
136	5680
140	5700
144	5720
149	5745
153	5765
157	5785
161	5805
165	5825

1.1.8 Test Tool and Duty Cycle

full RU configuration

Test Tool	Command, Version: 28.10.400.1	
Modulation Mode	**Duty Cycle Of Test Signal (%)**	**Duty Factor (dB)**
11a	98.51%	0.07
ax HE20_OFDMA	97.28%	0.12

partial RU configuration

Test Tool	Command, Version: 28.10.400.1	
Modulation Mode	**Duty Cycle Of Test Signal (%)**	**Duty Factor (dB)**
ax HE20_OFDMA_RU26	99.41%	0.026
ax HE20_OFDMA_RU52	99.56%	0.019
ax HE20_OFDMA_RU106	98.84%	0.051

1.1.9 Power Index of Test Tool

full RU configuration

Modulation Mode	Test Frequency (MHz)								
	11a / ax HE20_OFDMA								
	5180	5240	5260	5320	5500	5700	5720	5745	5825
11a	65	64	64	65	66	67	42	36	36
ax HE20_OFDMA	65	66	65	67	68	69	44	38	40

partial RU configuration

Modulation Mode	Test Frequency (MHz)								
	ax HE20_OFDMA								
	5180	5240	5260	5320	5500	5700	5720	5745	5825
ax HE20_OFDMA_RU26	32	32	29	31	32	33	41	34	34
ax HE20_OFDMA_RU52	45	45	43	45	46	46	44	36	36
ax HE20_OFDMA_RU106	58	59	59	59	59	59	50	36	36

1.2 Local Support Equipment List

Support Equipment List					
No.	**Equipment**	**Brand**	**Model**	**S/N**	**Remarks**
1	Laptop	Lenovo	TP00003B	R9-L1LRK	Provided by applicant.
2	Fixture	---	---	---	Provided by applicant.
3	50Ω terminator	---	---	---	---

1.3 Test Setup Chart

Test Setup Diagram (Radiated Test)

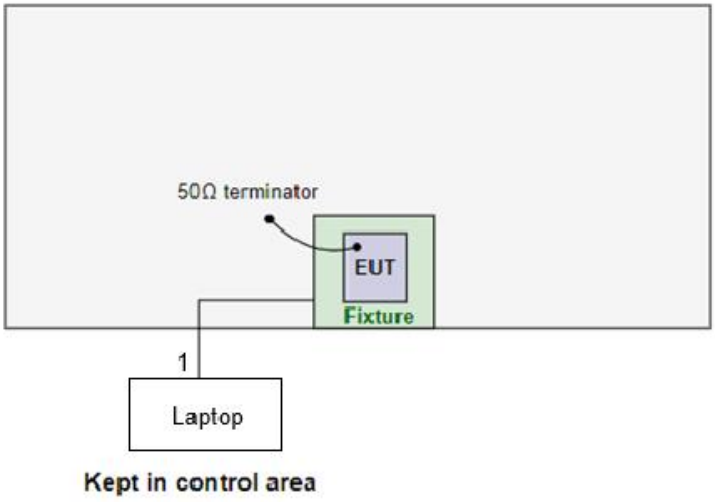

Test Setup Diagram (Conducted Test)

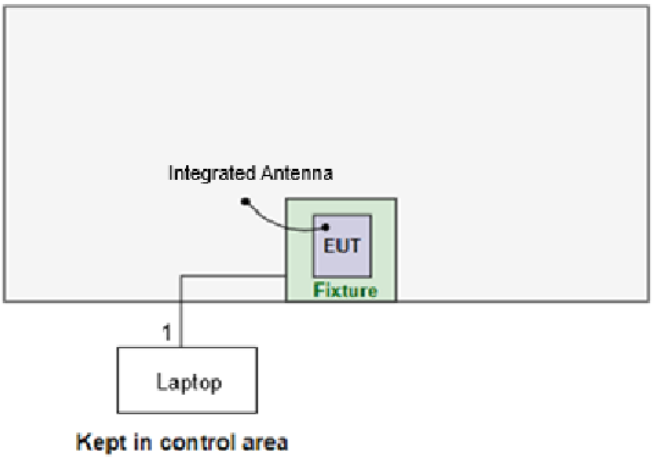

No.	Signal cable / Length (m)
1	Type-C USB, 1.3m shielded.

1.4 Test Equipment and Calibration Data

Test Item	Radiated Emissions				
Test Site	Fully –anechoic chamber 1 / (05CH01-WS)				
Test Date	Feb. 16 ~ Feb. 25, 2026				
Instrument	**Brand**	**Model No.**	**Serial No.**	**Calibration Date**	**Calibration Until**
Spectrum Analyzer	Agilent	N9010A	MY54200247	Nov. 25, 2025	Nov. 24, 2026
Bilog Antenna	SCHWARZBECK	VULB9168	VULB9168-524	Jan. 15, 2026	Jan. 14, 2027
Horn Antenna 1G-18G	SCHWARZBECK	BBHA 9120 D	BBHA 9120 D 1094	Nov. 28, 2025	Nov. 27, 2026
Horn Antenna 18G-40G	SCHWARZBECK	BBHA 9170	BBHA 9170508	Jan. 23, 2026	Jan. 22, 2027
Preamplifier	Agilent	83017A	MY39501308	Nov. 24, 2025	Nov. 23, 2026
Preamplifier	EMC	EMC02325	980146	Oct. 23, 2025	Oct. 22, 2026
Preamplifier	EMC	EMC184045SE	980903	Aug. 08, 2025	Aug. 07, 2026
RF Cable-1M	EMC	EMC104-35M-35M-1000	S/N:210904	Oct. 07, 2025	Oct. 06, 2026
RF Cable	HUBER+SUHNER	SUCOFLEX104	MY16609/4	Oct. 07, 2025	Oct. 06, 2026
RF Cable	HUBER+SUHNER	SUCOFLEX104	MY15686/4	Oct. 07, 2025	Oct. 06, 2026
LF cable 3M	Woken	CFD400NL-LW	CFD400NL-005	Oct. 07, 2025	Oct. 06, 2026
LF cable 10M	Woken	CFD400NL-LW	CFD400NL-006	Oct. 07, 2025	Oct. 06, 2026
Measurement Software	AUDIX	e3	6.120210g	NA	NA
Note: Calibration Interval of instruments listed above is one year.					

Test Item	Radiated Emissions				
Test Site	Fully –anechoic chamber 1 / (05CH01-WS)				
Test Date	Jun. 04, 2026				
Instrument	**Brand**	**Model No.**	**Serial No.**	**Calibration Date**	**Calibration Until**
Spectrum Analyzer	Agilent	N9010A	MY54200247	Nov. 25, 2025	Nov. 24, 2026
Bilog Antenna	SCHWARZBECK	VULB9168	VULB9168-524	Jan. 15, 2026	Jan. 14, 2027
Horn Antenna 1G-18G	SCHWARZBECK	BBHA 9120 D	BBHA 9120 D 1094	Nov. 28, 2025	Nov. 27, 2026
Horn Antenna 18G-40G	SCHWARZBECK	BBHA 9170	BBHA 9170508	Jan. 23, 2026	Jan. 22, 2027
Preamplifier	Agilent	83017A	MY39501308	Nov. 24, 2025	Nov. 23, 2026
Preamplifier	EMC	EMC02325	980146	Oct. 23, 2025	Oct. 22, 2026
Preamplifier	EMC	EMC184045SE	980903	Aug. 08, 2025	Aug. 07, 2026
RF Cable-1M	EMC	EMC104-35M-35M-1000	S/N:210904	Oct. 07, 2025	Oct. 06, 2026
RF Cable	HUBER+SUHNER	SUCOFLEX104	MY16609/4	Oct. 07, 2025	Oct. 06, 2026
RF Cable	HUBER+SUHNER	SUCOFLEX104	MY15686/4	Oct. 07, 2025	Oct. 06, 2026
LF cable 3M	Woken	CFD400NL-LW	CFD400NL-005	Oct. 07, 2025	Oct. 06, 2026
LF cable 10M	Woken	CFD400NL-LW	CFD400NL-006	Oct. 07, 2025	Oct. 06, 2026
Measurement Software	AUDIX	e3	6.120210g	NA	NA
Note: Calibration Interval of instruments listed above is one year.					

Test Item	RF Conducted				
Test Site	(TH01-WS)				
Test Date	Feb. 17 ~ Mar. 12, 2026				
Instrument	**Brand**	**Model No.**	**Serial No.**	**Calibration Date**	**Calibration Until**
Spectrum Analyzer	R&S	FSV40	101910	Apr. 18, 2025	Apr. 17, 2026
TEMP&HUMIDITY CHAMBER	GIANT FORCE	GCT-225-40-SP-SD	MAF1212-002	Jun. 26, 2025	Jun. 25, 2026
Power Sensor	Agilent	U2021XA	MY54070003	Mar. 19, 2025	Mar. 18, 2026
RF Cable-1M	EMC	EMC104-35M-35M-1000	S/N:210928	Oct. 11, 2025	Oct. 10, 2026
Measurement Software	Sporton	SENSE-301893_NII	5.11.8.0	NA	NA
Measurement Software	Agilent	EN RF test	1.1501125	NA	NA
Note: Calibration Interval of instruments listed above is one year.					

Test Item	RF Conducted				
Test Site	(TH01-WS)				
Test Date	Jul. 24, 2026				
Instrument	**Brand**	**Model No.**	**Serial No.**	**Calibration Date**	**Calibration Until**
Spectrum Analyzer	R&S	FSV40	101486	Mar. 10, 2026	Mar. 09, 2027
TEMP&HUMIDITY CHAMBER	GIANT FORCE	GCT-225-40-SP-SD	MAF1212-002	Jun. 25, 2026	Jun. 24, 2027
Power Sensor	Agilent	U2021XA	MY53480019	Mar. 12, 2026	Mar. 11, 2027
Power Sensor	Agilent	U2021XA	MY54060013	Mar. 30, 2026	Mar. 29, 2027
RF Cable-1M	EMC	EMC104-35M-35M-1000	S/N:210928	Oct. 11, 2025	Oct. 10, 2026
Measurement Software	Sporton	SENSE-301893_NII	5.11.8.0	NA	NA
Note: Calibration Interval of instruments listed above is one year.					

Test Item	Receiver Blocking				
Test Site	DF01-WS				
Test Date	Jul. 21, 2026				
Instrument	**Brand**	**Model No.**	**Serial No.**	**Calibration Date**	**Calibration Until**
Wireless connectivity tester	R&S	CMW270	100856	Jan. 06, 2026	Jan. 05, 2027
Vector Signal Generator	R&S	SMW200A	109619	Aug. 04, 2025	Aug. 03, 2026
RF cable-0.5M	HUBER+SUHNER	SUCOFLEX_104	500202/4	Oct. 09, 2025	Oct. 08, 2026
RF cable-0.5M	HUBER+SUHNER	SUCOFLEX_104	296088/4	Oct. 09, 2025	Oct. 08, 2026
RF Cable	EMC	EMC105SFF-SM-SM-2000	210816	Oct. 09, 2025	Oct. 08, 2026
Combiner(1X2)	WOKEN	2WAYDIV	12101200003	Oct. 09, 2025	Oct. 08, 2026
Note: Calibration Interval of instruments listed above is one year.					

Test Item	Adaptivity				
Test Site	DF01-WS				
Test Date	May 07, 2026				
Instrument	**Brand**	**Model No.**	**Serial No.**	**Calibration Date**	**Calibration Until**
Spectrum Analyzer	R&S	FSV-7	101607	Feb. 06, 2026	Feb. 05, 2027
RF Cable	EMC	EMC105SFF-SM-SM-2000	210816	Oct. 09, 2025	Oct. 08, 2026
RF Cable	woken	woken-S05	S/N:S05-141231-102	Oct. 09, 2025	Oct. 08, 2026
RF Cable	woken	woken-S05	S/N:S05-141231-105	Oct. 09, 2025	Oct. 08, 2026
RF Cable	woken	woken-S05	S/N:S05-141231-106	Oct. 09, 2025	Oct. 08, 2026
RF Cable	woken	woken-S05	S/N:S05-141231-108	Oct. 09, 2025	Oct. 08, 2026
Vector Signal Generator	R&S	SMW200A	109619	Aug. 04, 2025	Aug. 03, 2026
Oscilloscope	National Instruments	USB-5133	F651FF	Aug. 18, 2025	Aug. 17, 2026
Preamplifier	Burgeon	BPA-530	100219	Dec. 15, 2025	Dec. 14, 2026
Combiner(1X2)	woken	0120A02201801O	DOM2AEW1A23	Oct. 11, 2025	Oct. 10, 2026
Combiner(1X4)	WOKEN	4WAYDIV	0120A042011010	Oct. 09, 2025	Oct. 08, 2026
Direction Coupler	Marvelous Microwave	MVE4514-20	20	Oct. 09, 2025	Oct. 08, 2026
30dB Attenuator	MVE	MVE2462-30	16050401	Oct. 11, 2025	Oct. 10, 2026
Measurement Software	Sporton	Sporton_3	2.2.0.0	NA	NA
Note: Calibration Interval of instruments listed above is one year.					

1.5 Testing Applied Standards

According to the specifications of the manufacturer, the EUT must comply with the requirements of the following standards:

EN 301 893 V2.2.1 (2024-11)

1.6 Deviation from Test Standard and Measurement Procedure

None

1.7 Measurement Uncertainty

The measurement uncertainties given below are based on a 95% confidence level (based on a coverage factor (k=2)).

Measurement Uncertainty		
Parameters	**Uncertainty**	**Limit**
Radio Frequency	±0.001 ppm	$\pm 1 \times 10^{-5}$
RF power conducted	±0.808 dB	±1,5 dB
RF power radiated	±3.40 dB	±6 dB
Spurious emission, conducted	±2.715 dB	±3 dB
Spurious emission, radiated	±3.40dB	±6 dB
Humidity	±3.3%	±5 %
Temperature	±0.4 ºC	±2 °C
Time	±0.1 %	±10 %

2 Test Configuration

2.1 Testing Facility

Test Laboratory	International Certification Corporation
Test Site	TH01-WS, 05CH01-WS, DF01-WS
Address of Test Site	No.3-1, Lane 6, Wen San 3rd St., Kwei Shan Dist., Tao Yuan City 33381, Taiwan (R.O.C.)

2.2 The Worst Test Modes and Channel Details

Full RU configuration						
Test item	**Modulation Mode**	**Test Frequency (MHz)**	**Data Rate**	**Mode**	**Test method**	**Note**
Nominal centre frequency	11a ax HE20_OFDMA	5180 / 5320 / 5700 / 5825 5180 / 5320 / 5700 / 5825	6 Mbps MCS 0	TX	Conducted	-
Nominal Channel Bandwidth and Occupied Channel Bandwidth	11a ax HE20_OFDMA	5180 / 5320 / 5700 / 5720 / 5825 5180 / 5320 / 5700 / 5720 / 5825	6 Mbps MCS 0	TX	Conducted	-
RF Output Power Transmitter Unwanted Emissions within the 5 GHz RLAN Band	11a	5180 / 5240 / 5260 / 5320 / 5500 / 5700 / 5720 / 5745 / 5825	6 Mbps	TX	Conducted	-
	ax HE20_OFDMA	5180 / 5240 / 5260 / 5320 / 5500 / 5700 / 5720 / 5745 / 5825	MCS 0			
Power Spectral Density	11a	5180 / 5240 / 5260 / 5320 / 5500 / 5700 / 5720 / 5745 / 5825	6 Mbps	TX	Conducted	-
	ax HE20_OFDMA	5180 / 5240 / 5260 / 5320 / 5500 / 5700 / 5720 / 5745 / 5825	MCS 0			
Transmitter Emissions ≤ 1GHz Transmitter Emissions >1GHz	11a	5180 / 5320 / 5500 / 5700 / 5720 / 5825	6 Mbps	TX	Conducted	-
	ax HE20_OFDMA	5180 / 5320 / 5500 / 5700 / 5720 / 5825	MCS 0		Radiated	Note 2
Receiver Emissions ≤ 1GHz Receiver Emissions >1GHz	11a	5180 / 5320 / 5700 / 5720 / 5825	6 Mbps	RX	Conducted	-
	ax HE20_OFDMA	5180 / 5320 / 5700 / 5720 / 5825	MCS 0		Radiated	Note 2
Adaptivity	ax HE20_OFDMA	5500	MCS 0	TX	Conducted	-
Receiver Blocking Adjacent channel selectivity	11a	5180 / 5320 / 5700 / 5745	6 Mbps	RX	Conducted	-

NOTE:
1. The EUT was pretested with 3 orientations placed on the table for the radiated emission measurement – X, Y, and Z-plane. The **Z-plane** result was found as the worst case and was shown in this report.
2. The 50Ω terminator is connected to antenna port of EUT for radiated emission measurement.
3. Two skus had been covered during the pretest and found that **Part No. 453-00397** was the worst case and was selected for the final test. (sku 1: Part No. 453-00396, sku 2: Part No. 453-00397)

Partial RU configuration						
Test item	**Modulation Mode**	**Test Frequency (MHz)**	**Data Rate**	**Mode**	**Test method**	**Note**
RF Output Power	ax HE20_ OFDMA RU26	5180 / 5240 / 5260 / 5320 / 5500 / 5700 / 5720 / 5745 / 5825	MCS 0	TX	Conducted	-
	ax HE20_ OFDMA RU52					
	ax HE20_ OFDMA RU106					
Power Spectral Density	ax HE20_ OFDMA RU26	5180 / 5240 / 5260 / 5320 / 5500 / 5700 / 5720 / 5745 / 5825	MCS 0	TX	Conducted	-
	ax HE20_ OFDMA RU52					
	ax HE20_ OFDMA RU106					
Transmitter Emissions ≤ 1GHz Transmitter Emissions >1GHz	ax HE20_ OFDMA RU106	5180 / 5320 / 5500 / 5700 / 5720 / 5825	MCS 0	TX	Conducted	-
					Radiated	Note 2
Receiver Emissions ≤ 1GHz Receiver Emissions >1GHz	ax HE20_ OFDMA RU106	5180 / 5320 / 5700 / 5720 / 582	MCS 0	RX	Conducted	-
					Radiated	Note 2

NOTE:
1. The EUT was pretested with 3 orientations placed on the table for the radiated emission measurement – X, Y, and Z-plane. The **Z-plane** result was found as the worst case and was shown in this report.
2. The 50Ω terminator is connected to antenna port of EUT for radiated emission measurement.
3. Two skus had been covered during the pretest and found that **Part No. 453-00397** was the worst case and was selected for the final test. (sku 1: Part No. 453-00396, sku 2: Part No. 453-00397)

3 Transmitter Test Results

3.1 Nominal Centre Frequency

3.1.1 Limit of Nominal Centre Frequency

The actual centre frequency for any given channel declared by the manufacturer shall be maintained within the range f_c ±0,002 %.

3.1.2 Test Procedures

Reference to clause 5.4.2.2 of ETSI EN 301 893 V2.2.1 (2024-11).

3.1.3 Test Setup

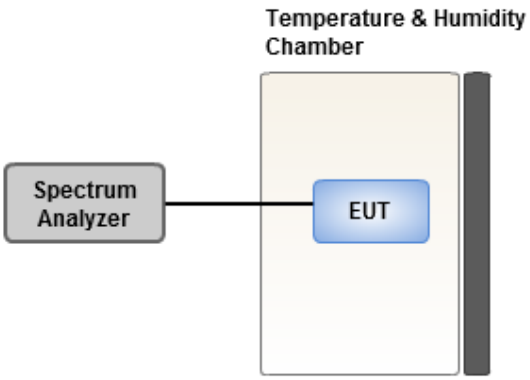

3.1.4 Test Results

Ambient Condition	25°C / 65%	**Tested By**	Ryan Lee

Refer to Appendix A.

3.2 Nominal Channel Bandwidth and Occupied Bandwidth

3.2.1 Limit of Nominal Channel Bandwidth and Occupied Bandwidth

The Nominal Channel Bandwidth for a single Operating Channel shall be 20 MHz

Alternatively, equipment may implement a lower nominal channel bandwidth with a minimum of 5 MHz, providing it still conforms to the limits defined for nominal centre frequencies (20 MHz raster).

For channels whose nominal channel bandwidth falls partly or completely within sub-band 2 or sub-band 3, the occupied bandwidth shall not be less than 80 % of the nominal channel bandwidth. During a Channel Occupancy Time (COT), equipment may operate temporarily with an occupied bandwidth of less than 80 % of its nominal channel bandwidth. The occupied bandwidth shall not be less than 2 MHz.

For channels whose nominal channel bandwidth falls completely outside sub-band 2 and sub-band 3, the occupied bandwidth shall be equal or less than the nominal channel bandwidth. In case of smart antenna systems (devices with multiple transmit chains) each of the transmit chains shall meet the requirements specified in this clause.
The occupied bandwidth might change with time/payload

3.2.2 Test Procedures

Reference to clause 5.4.3.2 of ETSI EN 301 893 V2.2.1 (2024-11).

3.2.3 Test Setup

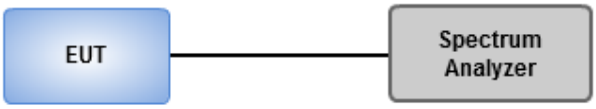

3.2.4 Test Results

Ambient Condition	25°C / 65%	**Tested By**	Ryan Lee

Refer to Appendix B.

3.3 RF Output Power, Transmit Power Control (TPC) and Power density

3.3.1 Limit of RF Output Power, Transmit Power Control (TPC) and Power Density

Sub-band	RF output power limit (EIRP, dBm)		EIRP PSD limit (dBm/MHz)	
	With TPC (see note 3)	**Without TPC**	**With TPC**	**Without TPC**
Sub-band 1 (5150 MHz to 5250 MHz)	23	23	10	10
Sub-band 2 (5250 MHz to 5350 MHz)	23	20	10	7
Sub-band 3 (5470 MHz to 5725 MHz) (see note 2)	30 (see note 1)	27 (see note 1)	17 (see note 1)	14 (see note 1)
Sub-band 4 (5725 MHz to 5850 MHz)	23	20	10	7

Note1: Secondary devices without radar detection operating in sub-band 3 shall conform to the limits for sub-band 2.

Note2: National frequency usage conditions may allow devices to operate in sub-band 3 on a channel with a nominal channel bandwidth that extends into sub-band 4.

Note3: If TPC is used, the RF output power in sub-band sb at the lowest power level of the TPC range in sub-band sb (P_L,sb) shall be at least 6 dB less than the applicable RF output power limit with TPC.

3.3.2 Test Procedures

Reference to clause 5.4.4.2 of ETSI EN 301 893 V2.2.1 (2024-11).

3.3.3 Test Setup

For RF Output Power, Transmit Power Control (TPC)

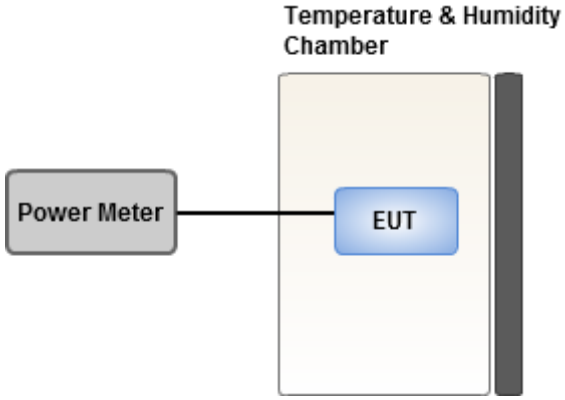

For Power Density

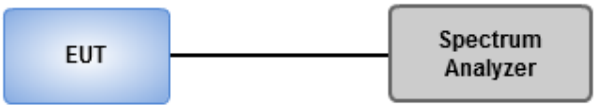

3.3.4 Test Results

Ambient Condition	25°C / 65%	**Tested By**	Ryan Lee

Refer to Appendix C.

3.4 Transmitter Unwanted Emissions outside the 5 GHz RLAN Bands

3.4.1 Limit of Transmitter Unwanted Emissions outside the 5 GHz RLAN Bands

Frequency Range	Maximum Power	Bandwidth
30 MHz ≤ f < 87,5 MHz	-36 dBm	100 kHz
87,5 MHz ≤ f ≤ 118 MHz	-54 dBm	100 kHz
118 MHz < f < 174 MHz	-36 dBm	100 kHz
174 MHz ≤ f ≤ 230 MHz	-54 dBm	100 kHz
230 MHz < f < 470 MHz	-36 dBm	100 kHz
470 MHz ≤ f ≤ 694 MHz	-54 dBm	100 kHz
694 MHz < f ≤ 1 GHz	-36 dBm	100 kHz
1 GHz < f ≤ 26 GHz	-30 dBm	1 MHz

3.4.2 Test Procedures

Reference to clause 5.4.5.2 of ETSI EN 301 893 V2.2.1 (2024-11).

3.4.3 Test Setup

Below 1GHz

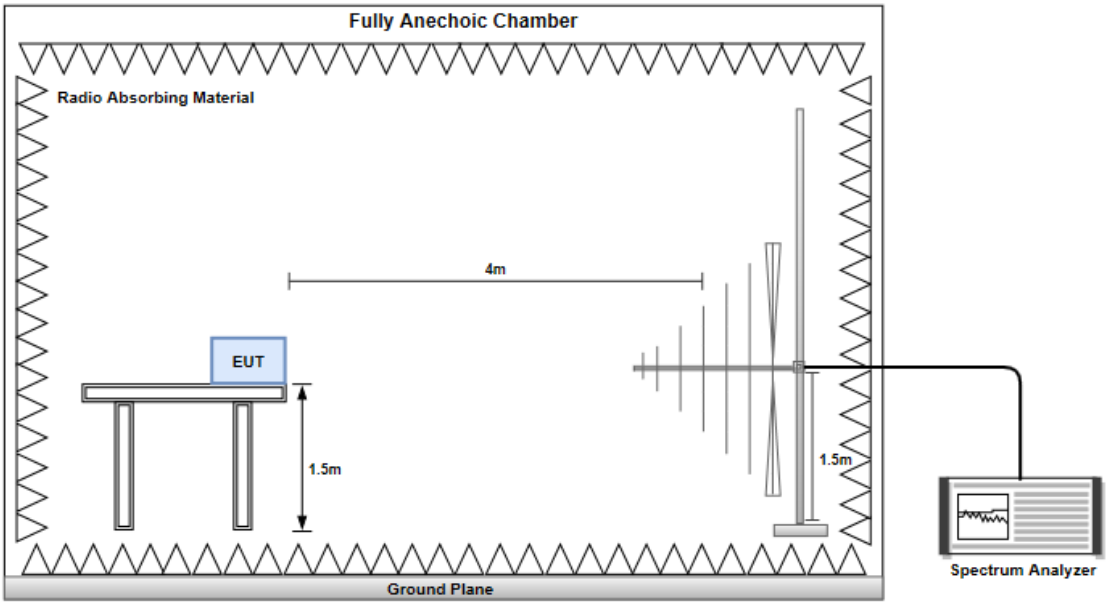

Above 1 GHz

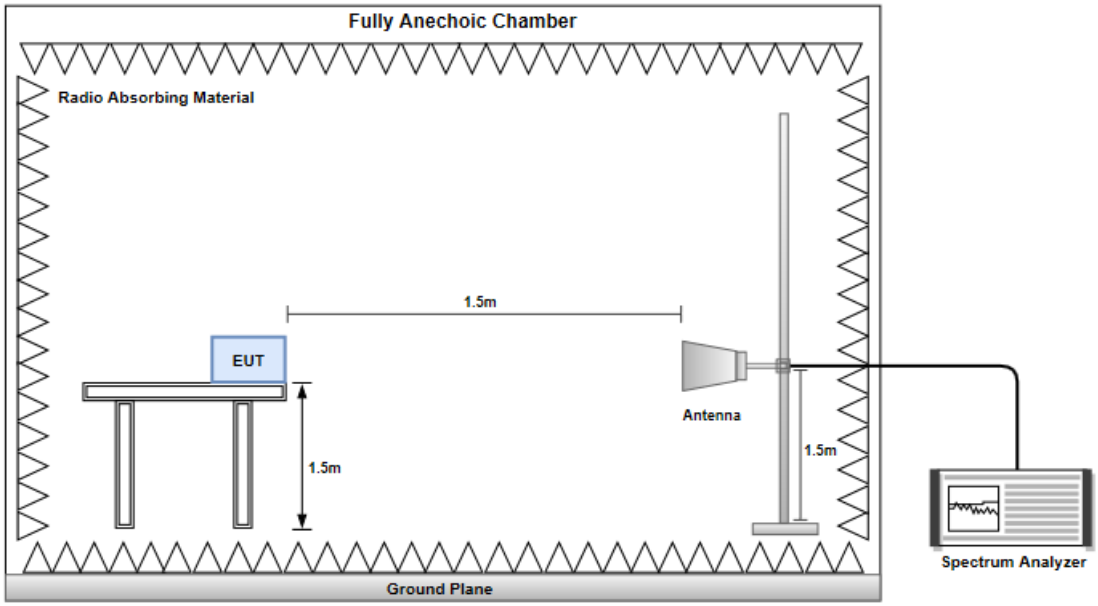

3.4.4 Test Results

Refer to Appendix D.

3.5 Transmitter Unwanted Emissions within the 5 GHz RLAN Band

3.5.1 Limit of Transmitter Unwanted Emissions within the 5 GHz RLAN Band

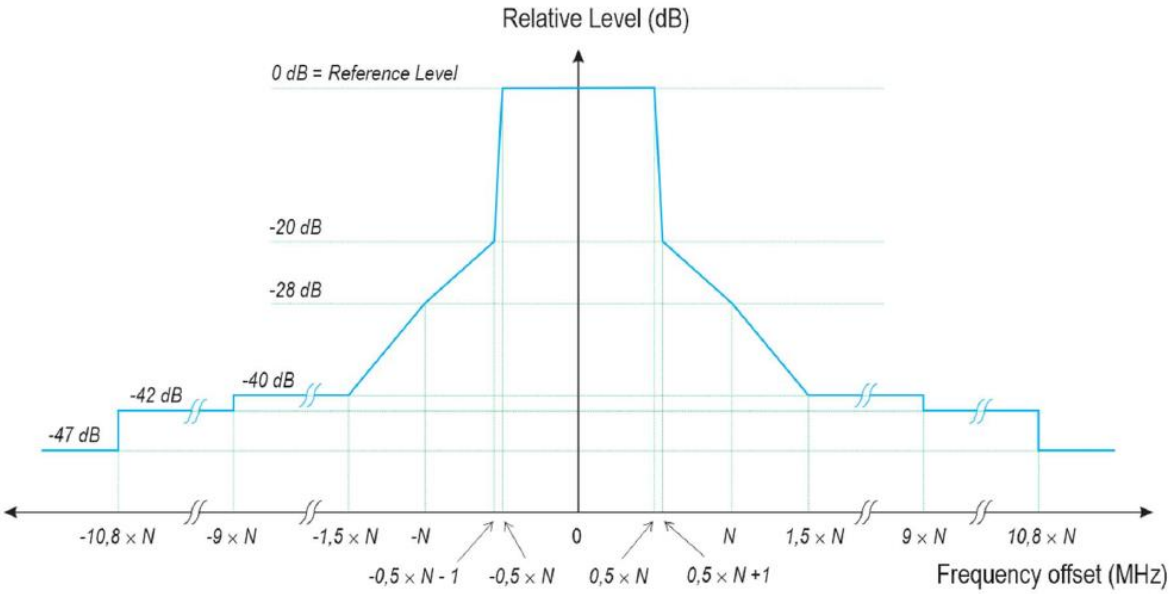

3.5.2 Test Procedures

Reference to clause 5.4.6.2 of ETSI EN 301 893 V2.2.1 (2024-11).

3.5.3 Test Setup

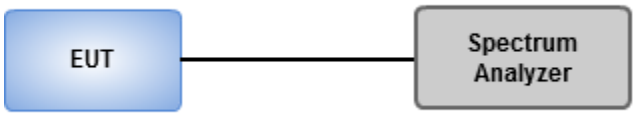

3.5.4 Test Results

Ambient Condition	25°C / 65%	**Tested By**	Ryan Lee

Refer to Appendix E.

4 Receiver Test Results

4.1 Receiver Spurious Emissions

4.1.1 Limit of Receiver Spurious Emissions

Frequency Range	Maximum Power	Measurement Bandwidth
30 MHz ≤ f ≤ 1 GHz	-57 dBm	100 kHz
1 GHz < f ≤ 26 GHz	-47 dBm	1 MHz

4.1.2 Test Procedures

Reference to clause 5.4.7.2 of ETSI EN 301 893 V2.2.1 (2024-11).

4.1.3 Test Setup

Below 1GHz

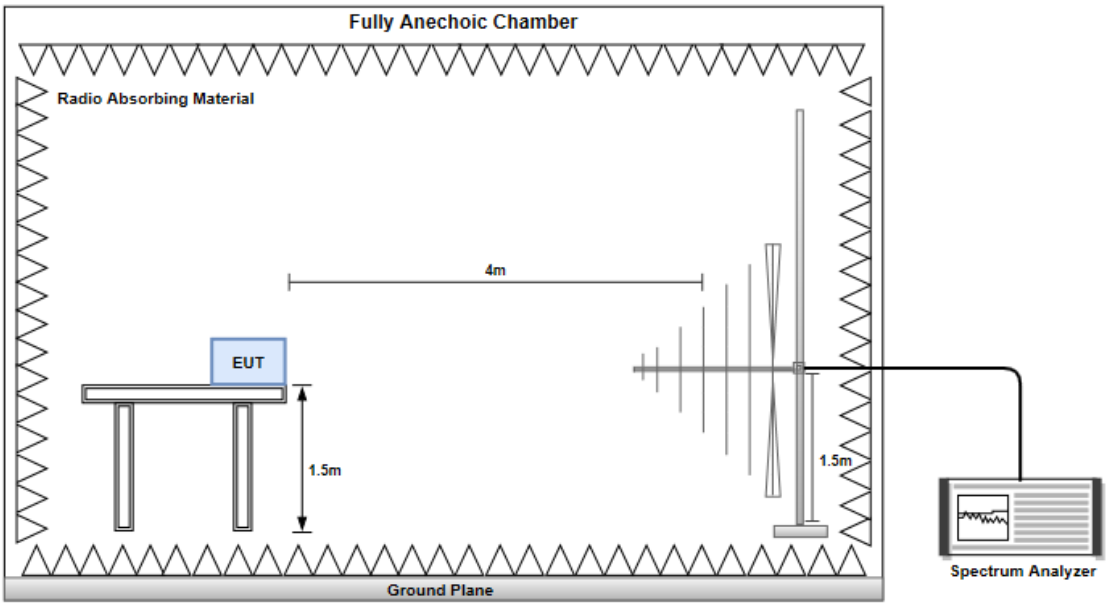

Above 1 GHz

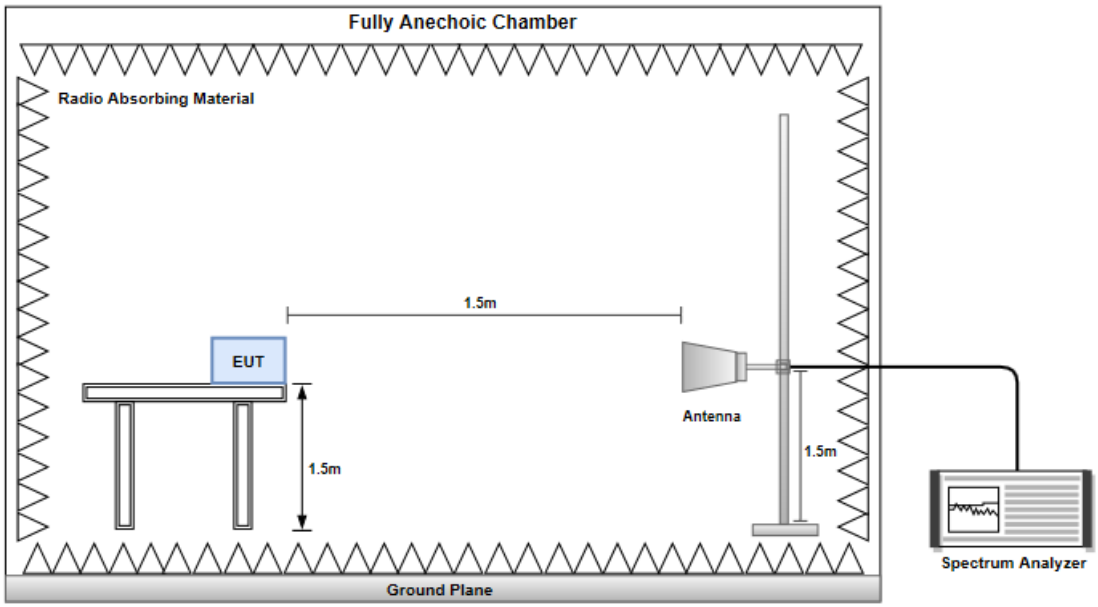

4.1.4 Test Results

Refer to Appendix F.

5 Adaptivity Test Results

5.1 Adaptivity

5.1.1 Adaptivity Limit

Adaptivity Limit	
☐ Frame Based Equipment	
The EDT is proportional to the equipment's maximum configured RF output power and shall be: EDT: - 75 dBm/MHz for P_{max} ≤ 18 dBm - 80 dBm/MHz + (23 dBm - P_{max}) for 18 dBm < P_{max} < 23 dBm - 80 dBm/MHz for P_{max} ≥ 23 dBm	
☒ Load Based Equipment The EDT is proportional to the equipment's maximum configured RF output power and shall be: EDT: - 75 dBm/MHz for P_{max} ≤ 18 dBm - 80 dBm/MHz + (23 dBm - P_{max}) for 18 dBm < P_{max} < 23 dBm - 80 dBm/MHz for P_{max} ≥ 23 dBm	
☒ Short Control Signalling Transmissions: ● within an observation period of 50 ms, the number of *Short Control Signalling Transmissions* by the equipment shall be equal to or less than 50; and ● the total duration of the equipment's *Short Control Signalling Transmissions* shall be less than 2 500 µs within said observation period.	

☒ Channel Access Mechanism / Maximum Channel Occupancy Time(s) :

For Supervising Devices

Class	p_0	CW_{min}	CW_{max}	Maximum COT
4	1	3	7	2 ms
3	1	7	15	4 ms
2	3	15	63	6 ms (see Note 1 and 2)
1	7	15	1023	6 ms (see Note 1)

Note 1: The maximum COT of 6 ms may be increased to 8 ms by inserting one or more pauses. The minimum duration of a pause shall be 100 µs. The maximum duration (channel occupancy) before including any such pause shall be 6 ms. Pause duration is not included in the COT.

Note 2: The maximum COT of 6 ms may be increased to 10 ms by extending CW to CW × 2 + 1 when selecting the random number q for any backoff(s) that precede the channel occupancy that may exceed 6 ms or which follow the channel occupancy that exceeded 6 ms. The choice between preceding or following a channel occupancy shall remain unchanged during the operation time of the device.

Note 3: The values for p_0, CW_{min}, CW_{max} are minimum values. Greater values are allowed

For Supervised Devices

Class	p_0	CW_{min}	CW_{max}	Maximum COT
4	2	3	7	2 ms
3	2	7	15	4 ms
2	3	15	1023	6 ms (see Note 1)
1	7	15	1023	6 ms (see Note 1)

Note 1: The maximum COT of 6 ms may be increased to 8 ms by inserting one or more pauses. The minimum duration of a pause shall be 100 µs. The maximum duration (channel occupancy) before including any such pause shall be 6 ms. Pause duration is not included in the COT

Note 2: The values for p0, CWmin, CWmax are minimum values. Greater values are allowed

5.1.2 Test Procedures

Reference to clause 5.4.9.3 of ETSI EN 301 893 V2.2.1 (2024-11).

5.1.3 Test Setup

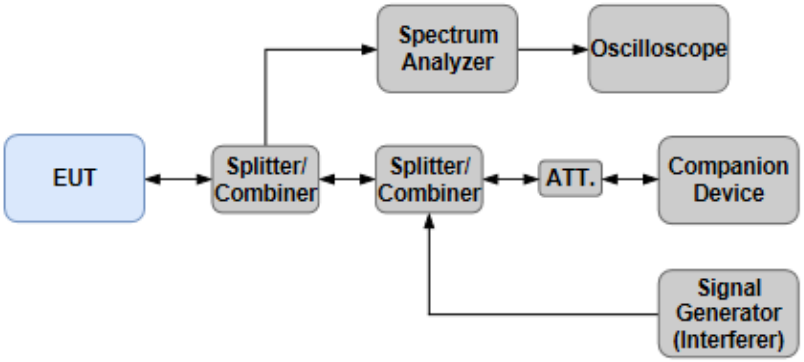

5.1.4 Test Results

Ambient Condition	25°C / 65%	**Tested By**	Jack Li

Refer to Appendix G.

6 Receiver Blocking Test Results

6.1 Receiver Blocking

6.1.1 Limit of Receiver Blocking

Receiver Blocking Parameters				
Wanted Signal Mean Power from Companion Device (dBm)	Blocking Signal Frequency (MHz)	Blocking Signal Power (dBm)		Type of Blocking Signal
		Primary device or secondary device with radar detection	Secondary device without radar detection	
P_{min} + 6 dB	5 100	-53	-59	Continuous Wave
P_{min} + 6 dB	4 900 5 000 5 975	-47	-53	Continuous Wave
Note : P_{min} is the minimum level of the wanted signal (in dBm) required to meet the minimum performance criteria (The minimum performance criterion shall be a PER of less than or equal to 10 %) in the absence of any blocking signal.				

6.1.2 Test Procedures

Reference to clause 5.4.10.2 of ETSI EN 301 893 V2.2.1 (2024-11).

6.1.3 Test Setup

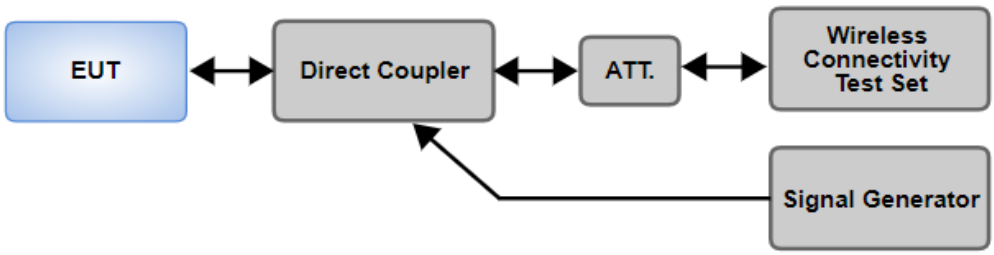

6.1.4 Test Results

Ambient Condition	22.5°C / 64%	**Tested By**	Jack Li

Refer to Appendix H.

7 Adjacent Channel Selectivity Test Results

7.1 Adjacent Channel Selectivity

7.1.1 Limit of Adjacent Channel Selectivity

Wanted Signal Mean Power from Companion Device (dBm)	Interferer signal frequency offset range (MHz)	Interferer signal power (dBm) (see note 2)	Type of interferer signal
P_{min} + 10 dB	20± 0.2	P_{min} + 26 dB	Same as the wanted signal with an equivalent occupied bandwidth
Note 1 : P_{min} is the minimum level of the wanted signal (in dBm) required to meet the minimum performance criteria (The minimum performance criterion shall be a PER of less than or equal to 10 %) in the absence of any blocking signal. Note 2 : The level specified for the interferer signal applies at the lowest data rate.			

7.1.2 Test Procedures

Reference to clause 5.4.11.2 of ETSI EN 301 893 V2.2.1 (2024-11).

7.1.3 Test Setup

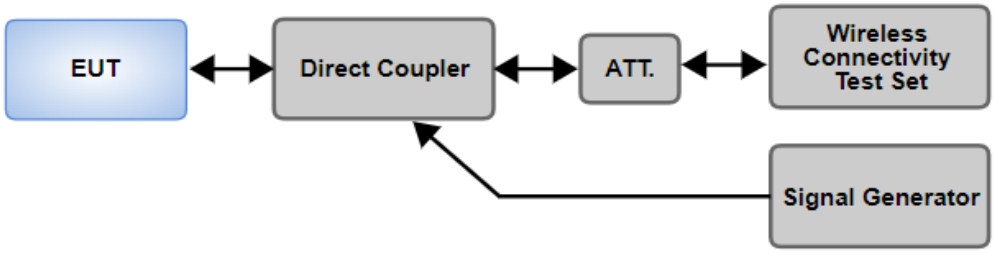

7.1.4 Test Results

Ambient Condition	22.5°C / 64%	**Tested By**	Jack Li

Refer to Appendix I.

8 User Access Restrictions Test Results

8.1 User Access Restrictions

8.1.1 Requirements of User Access Restrictions

The equipment shall be so constructed that settings (hardware and/or software) are not accessible to the user if changing those settings result in the equipment no longer being conformant to the following:

- The DFS requirements.
- The adaptivity requirements

8.1.2 Results

No settings of DFS and Adaptivity function are provided to user thus this requirement is met.

9 Photographs of the Test Configuration

Spurious Emission Test (Radiated Test)



Spurious Emission Test (Conducted Test)



Adaptivity Test



Receiver Blocking Test



10 Test laboratory information

Established in 2012, ICC provides foremost EMC & RF Testing and advisory consultation services by our skilled engineers and technicians. Our services employ a wide variety of advanced edge test equipment and one of the widest certification extents in the business.

International Certification Corporation (EMC and Wireless Communication Laboratory), it is our definitive objective is to institute long term, trust-based associations with our clients. The expectation we set up with our clients is based on outstanding service, practical expertise and devotion to a certified value structure. Our passion is to grant our clients with best EMC / RF services by oriented knowledgeable and accommodating staff.

Our Test sites are located at Linkou District and Kwei Shan District. Location map can be found on our website https://www.icertifi.com.tw.

Linkou

Tel: 886-2-2601-1640

No.30-2, Ding Fwu Tsuen, Lin Kou District, New Taipei City, Taiwan (R.O.C.)

Kwei Shan

Tel: 886-3-271-8666

No.3-1, Lane 6, Wen San 3rd St., Kwei Shan Dist., Tao Yuan City 33381, Taiwan (R.O.C.)

No.2-1, Lane 6, Wen San 3rd St., Kwei Shan Dist., Tao Yuan City 33381, Taiwan (R.O.C.)

Kwei Shan Site II

Tel: 886-3-271-8640

No.14-1, Lane 19, Wen San 3rd St., Kwei Shan Dist., Tao Yuan City 33381, Taiwan (R.O.C.)

Zhonghe

Tel: 886-2-2222-0288

1F, No. 6, Jiankang Road, Zhonghe District, New Taipei City 235045, Taiwan (R.O.C.)

If you have any suggestion, please feel free to contact us as below information.

Tel: 886-3-271-8666
Fax: 886-3-318-0345
Email: ICC_Service@icertifi.com.tw

═END═

Summary

Mode	Result	Ch (Hz)	Center (Hz)	ppm	Limit (ppm)	Port
5.15-5.25GHz	-	-	-	-	-	-
802.11a_Nss1,(6Mbps)_1TX	Pass	5.18G	5.179933909G	12.7589	20	1
802.11ax HEW20_OFDMA_Nss1_1TX	Pass	5.18G	5.179933913G	12.7581	20	1
5.25-5.35GHz	-	-	-	-	-	-
802.11a_Nss1,(6Mbps)_1TX	Pass	5.32G	5.319932046G	12.7733	20	1
802.11ax HEW20_OFDMA_Nss1_1TX	Pass	5.32G	5.319932017G	12.7788	20	1
5.47-5.725GHz	-	-	-	-	-	-
802.11a_Nss1,(6Mbps)_1TX	Pass	5.7G	5.699927576G	12.706	20	1
802.11ax HEW20_OFDMA_Nss1_1TX	Pass	5.7G	5.699927593G	12.703	20	1
5.725-5.85GHz	-	-	-	-	-	-
802.11a_Nss1,(6Mbps)_1TX	Pass	5.825G	5.824926712G	12.5816	20	1
802.11ax HEW20_OFDMA_Nss1_1TX	Pass	5.825G	5.824926717G	12.5808	20	1

Result

Mode	Result	Ch (Hz)	Center (Hz)	ppm	Limit (ppm)	Port
802.11a_Nss1,(6Mbps)_1TX	-	-	-	-	-	-
5180MHz_Tnom	Pass	5.18G	5.179962672G	7.2062	20	1
5180MHz_Tmin	Pass	5.18G	5.179933909G	12.7589	20	1
5180MHz_Tmax	Pass	5.18G	5.180020694G	3.995	20	1
5320MHz_Tnom	Pass	5.32G	5.319961662G	7.2064	20	1
5320MHz_Tmin	Pass	5.32G	5.319932046G	12.7733	20	1
5320MHz_Tmax	Pass	5.32G	5.32002125G	3.9944	20	1
5700MHz_Tnom	Pass	5.7G	5.699958936G	7.2042	20	1
5700MHz_Tmin	Pass	5.7G	5.699927576G	12.706	20	1
5700MHz_Tmax	Pass	5.7G	5.700022952G	4.0267	20	1
5825MHz_Tnom	Pass	5.825G	5.824958083G	7.1961	20	1
5825MHz_Tmin	Pass	5.825G	5.824926712G	12.5816	20	1
5825MHz_Tmax	Pass	5.825G	5.825023904G	4.1037	20	1
802.11ax HEW20_OFDMA_Nss1_1TX	-	-	-	-	-	-
5180MHz_Tnom	Pass	5.18G	5.179962639G	7.2125	20	1
5180MHz_Tmin	Pass	5.18G	5.179933913G	12.7581	20	1
5180MHz_Tmax	Pass	5.18G	5.1800207G	3.9961	20	1
5320MHz_Tnom	Pass	5.32G	5.319961676G	7.2038	20	1
5320MHz_Tmin	Pass	5.32G	5.319932017G	12.7788	20	1
5320MHz_Tmax	Pass	5.32G	5.320021242G	3.9929	20	1
5700MHz_Tnom	Pass	5.7G	5.699958901G	7.2104	20	1
5700MHz_Tmin	Pass	5.7G	5.699927593G	12.703	20	1
5700MHz_Tmax	Pass	5.7G	5.700022964G	4.0288	20	1
5825MHz_Tnom	Pass	5.825G	5.824958068G	7.1986	20	1
5825MHz_Tmin	Pass	5.825G	5.824926717G	12.5808	20	1
5825MHz_Tmax	Pass	5.825G	5.825023902G	4.1033	20	1

5.15-5.25GHz_802.11a_Nss1,(6Mbps)_1TX **Freq. Stability**

5180MHz_Tnom

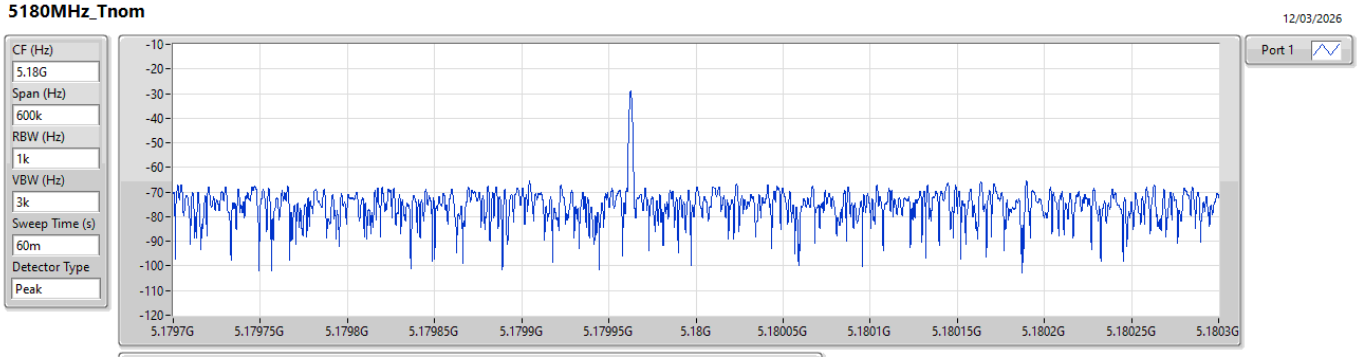

Ch(Hz)	Center(Hz)	Fl(Hz)	Fh(Hz)	ppm	Limit(ppm)	Port	Remark
5.18G	5.179962672G	-	-	7.2062	20	1	-

5.15-5.25GHz_802.11a_Nss1,(6Mbps)_1TX **Freq. Stability**

5180MHz_Tmin

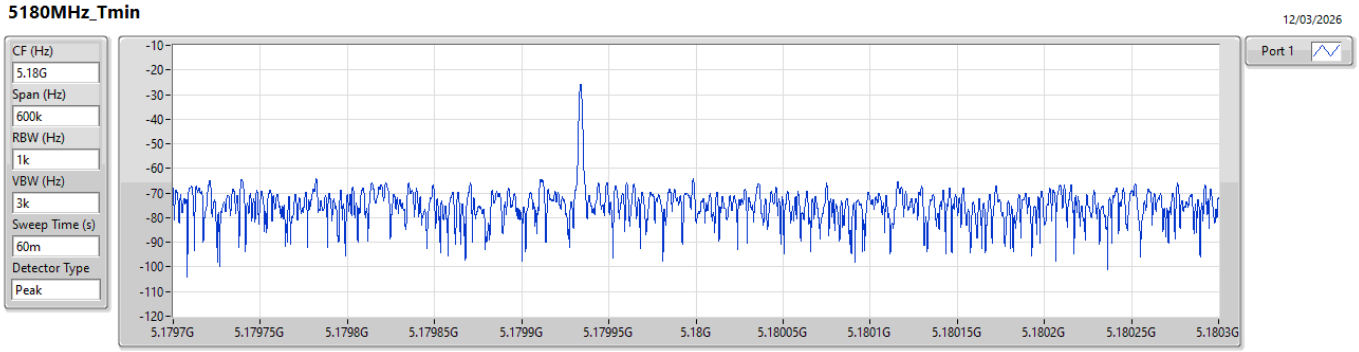

Ch(Hz)	Center(Hz)	Fl(Hz)	Fh(Hz)	ppm	Limit(ppm)	Port	Remark
5.18G	5.179933909G	-	-	12.7589	20	1	-

5.15-5.25GHz_802.11a_Nss1,(6Mbps)_1TX **Freq. Stability**

5180MHz_Tmax

12/03/2026

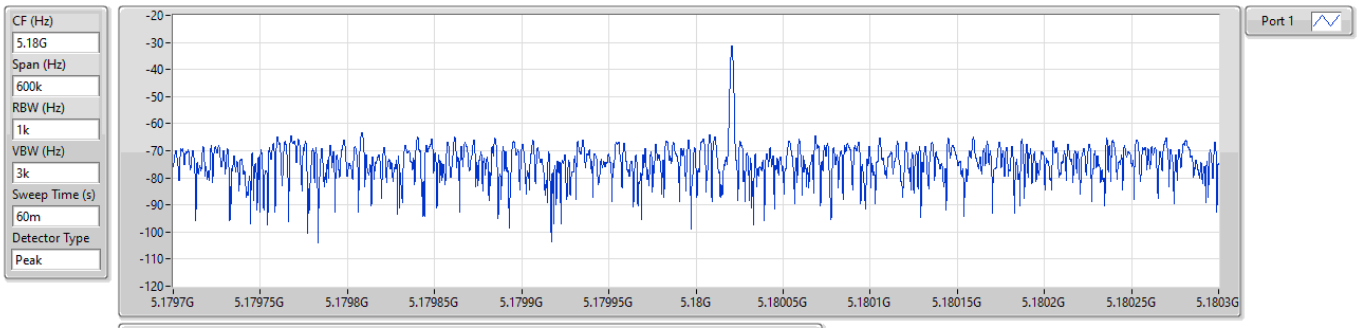

Ch(Hz)	Center(Hz)	Fl(Hz)	Fh(Hz)	ppm	Limit(ppm)	Port	Remark
5.18G	5.180020694G	-	-	3.995	20	1	-

5.25-5.35GHz_802.11a_Nss1,(6Mbps)_1TX **Freq. Stability**

5320MHz_Tnom

12/03/2026

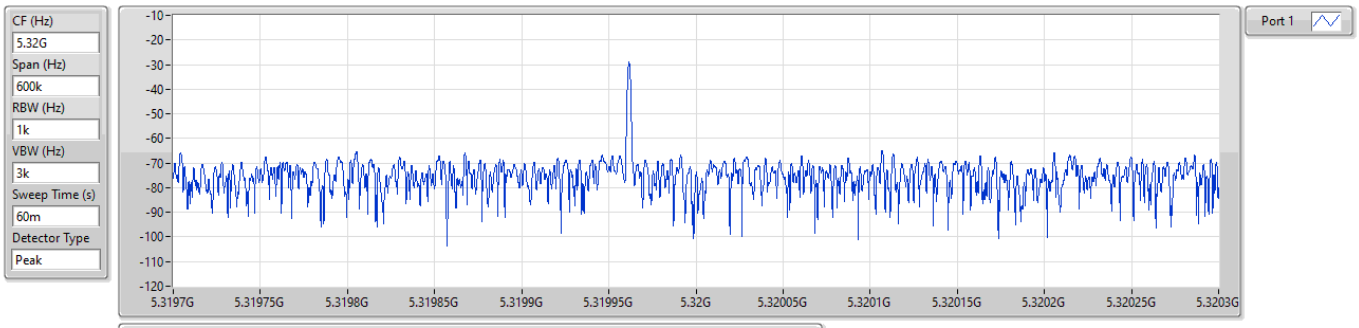

Ch(Hz)	Center(Hz)	Fl(Hz)	Fh(Hz)	ppm	Limit(ppm)	Port	Remark
5.32G	5.319961662G	-	-	7.2064	20	1	-

5.25-5.35GHz_802.11a_Nss1,(6Mbps)_1TX **Freq. Stability**

5320MHz_Tmin

12/03/2026

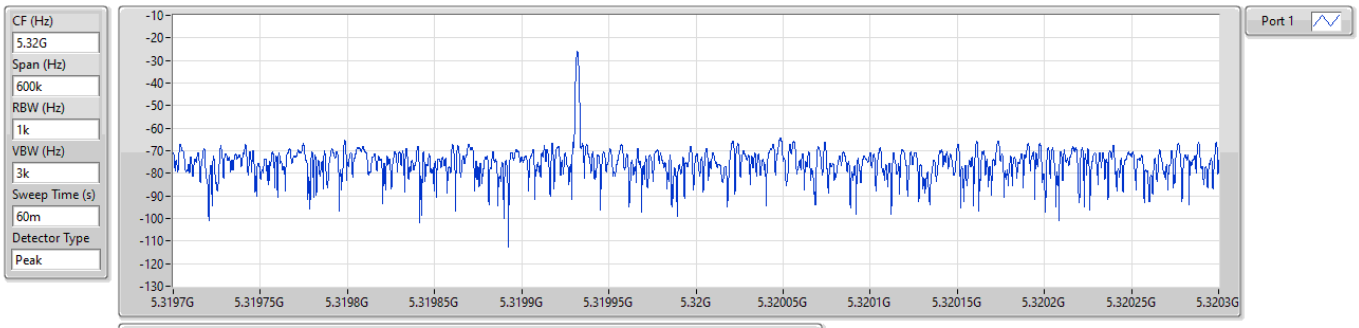

Ch(Hz)	Center(Hz)	Fl(Hz)	Fh(Hz)	ppm	Limit(ppm)	Port	Remark
5.32G	5.319932046G	-	-	12.7733	20	1	-

5.25-5.35GHz_802.11a_Nss1,(6Mbps)_1TX **Freq. Stability**

5320MHz_Tmax

12/03/2026

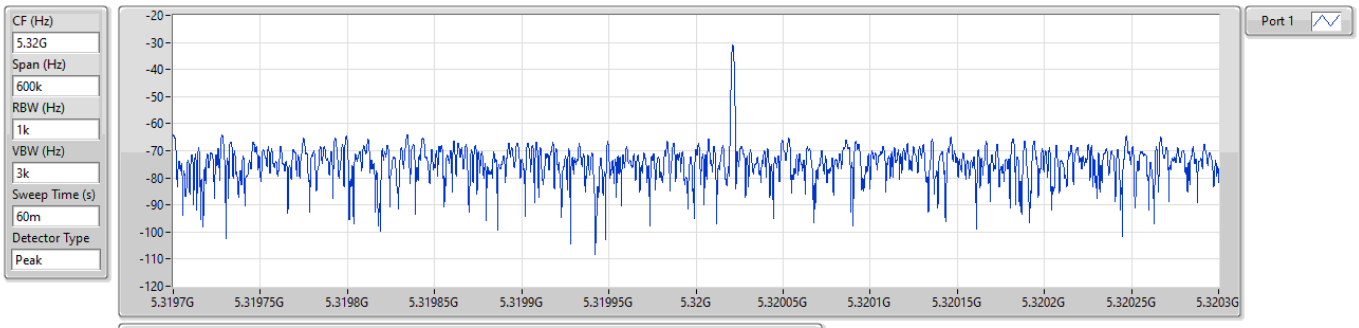

Ch(Hz)	Center(Hz)	Fl(Hz)	Fh(Hz)	ppm	Limit(ppm)	Port	Remark
5.32G	5.32002125G	-	-	3.9944	20	1	-

5.47-5.725GHz_802.11a_Nss1,(6Mbps)_1TX **Freq. Stability**

5700MHz_Tnom

12/03/2026

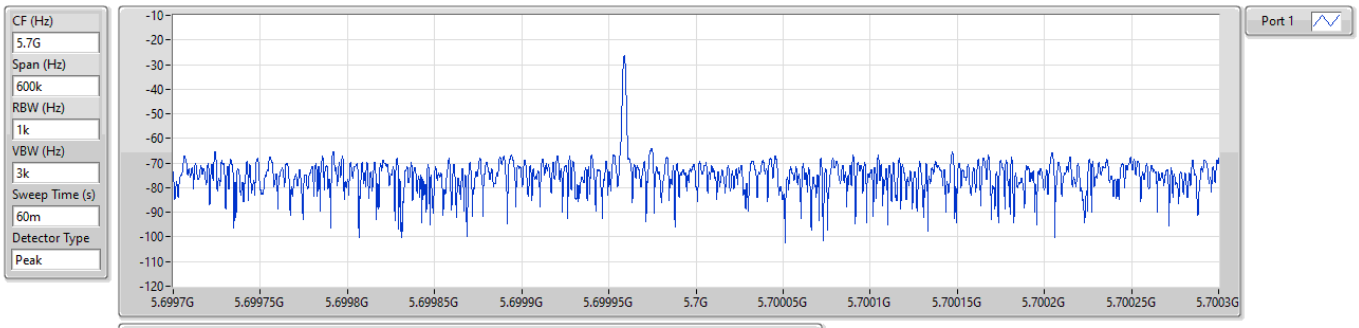

Ch(Hz)	Center(Hz)	Fl(Hz)	Fh(Hz)	ppm	Limit(ppm)	Port	Remark
5.7G	5.699958936G	-	-	7.2042	20	1	-

5.47-5.725GHz_802.11a_Nss1,(6Mbps)_1TX **Freq. Stability**

5700MHz_Tmin

12/03/2026

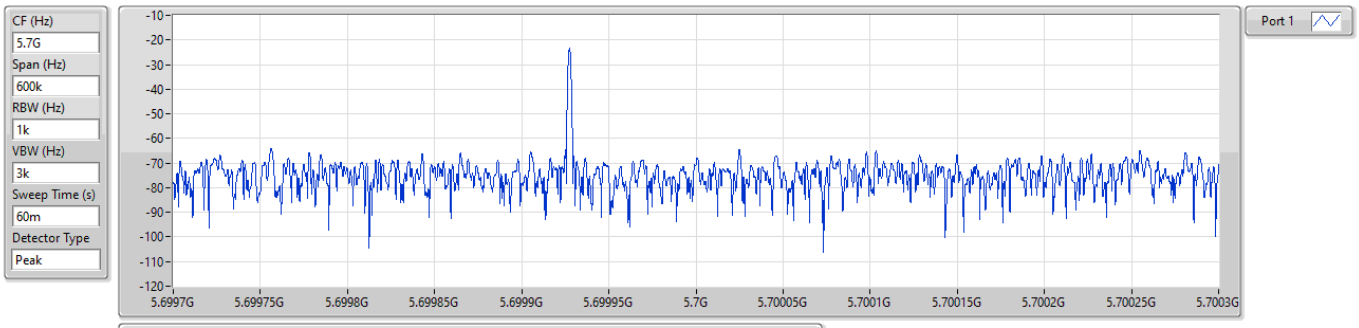

Ch(Hz)	Center(Hz)	Fl(Hz)	Fh(Hz)	ppm	Limit(ppm)	Port	Remark
5.7G	5.699927576G	-	-	12.706	20	1	-

5.47-5.725GHz_802.11a_Nss1,(6Mbps)_1TX **Freq. Stability**

5700MHz_Tmax

12/03/2026

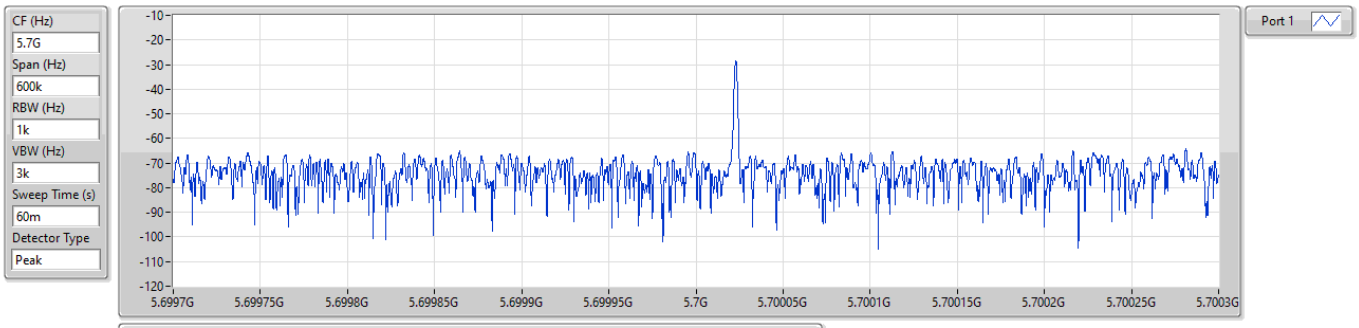

Ch(Hz)	Center(Hz)	Fl(Hz)	Fh(Hz)	ppm	Limit(ppm)	Port	Remark
5.7G	5.700022952G	-	-	4.0267	20	1	-

5.725-5.85GHz_802.11a_Nss1,(6Mbps)_1TX **Freq. Stability**

5825MHz_Tnom

12/03/2026

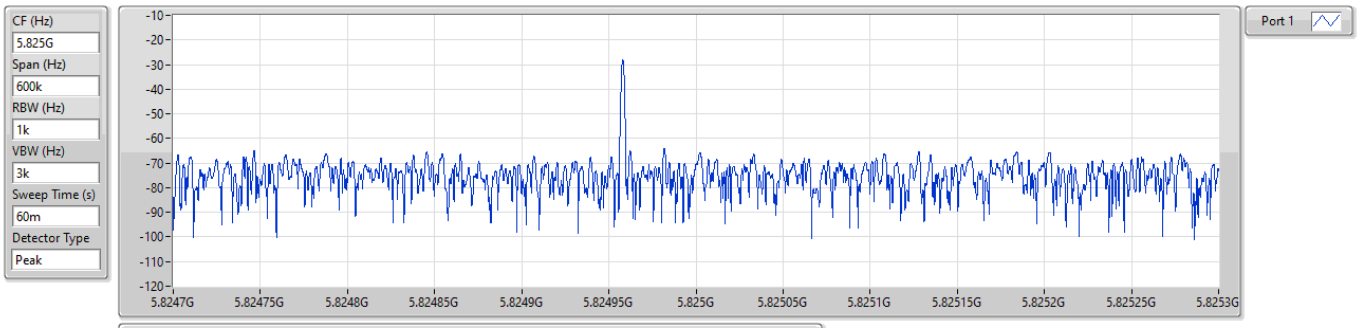

Ch(Hz)	Center(Hz)	Fl(Hz)	Fh(Hz)	ppm	Limit(ppm)	Port	Remark
5.825G	5.824958083G	-	-	7.1961	20	1	-

5.725-5.85GHz_802.11a_Nss1,(6Mbps)_1TX **Freq. Stability**

5825MHz_Tmin

12/03/2026

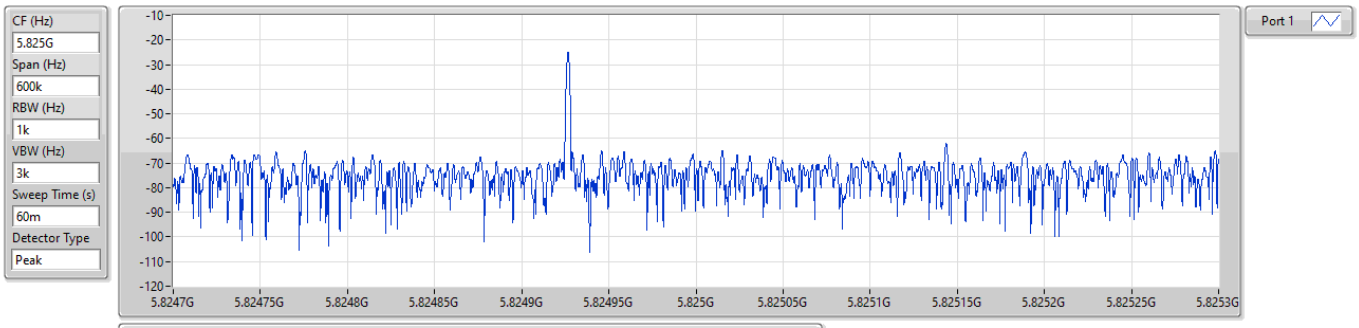

Ch(Hz)	Center(Hz)	Fl(Hz)	Fh(Hz)	ppm	Limit(ppm)	Port	Remark
5.825G	5.824926712G	-	-	12.5816	20	1	-

5.725-5.85GHz_802.11a_Nss1,(6Mbps)_1TX **Freq. Stability**

5825MHz_Tmax

12/03/2026

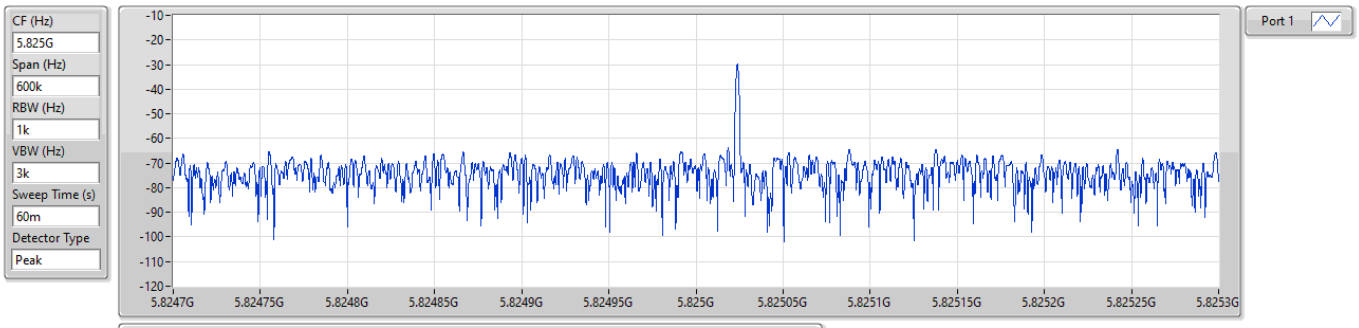

Ch(Hz)	Center(Hz)	Fl(Hz)	Fh(Hz)	ppm	Limit(ppm)	Port	Remark
5.825G	5.825023904G	-	-	4.1037	20	1	-

5.15-5.25GHz_802.11ax HEW20_Nss1_1TX **Freq. Stability**

5180MHz_Tnom

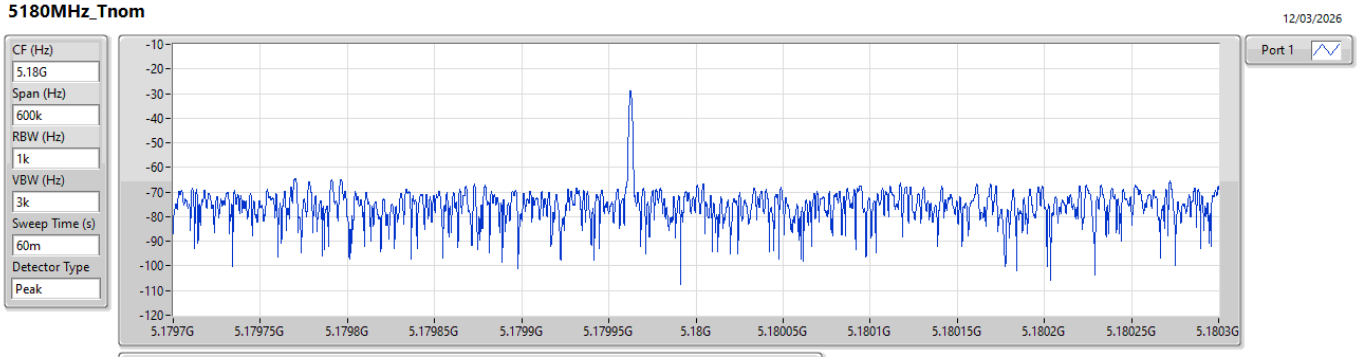

Ch(Hz)	Center(Hz)	Fl(Hz)	Fh(Hz)	ppm	Limit(ppm)	Port	Remark
5.18G	5.179962639G	-	-	7.2125	20	1	-

5.15-5.25GHz_802.11ax HEW20_Nss1_1TX **Freq. Stability**

5180MHz_Tmin

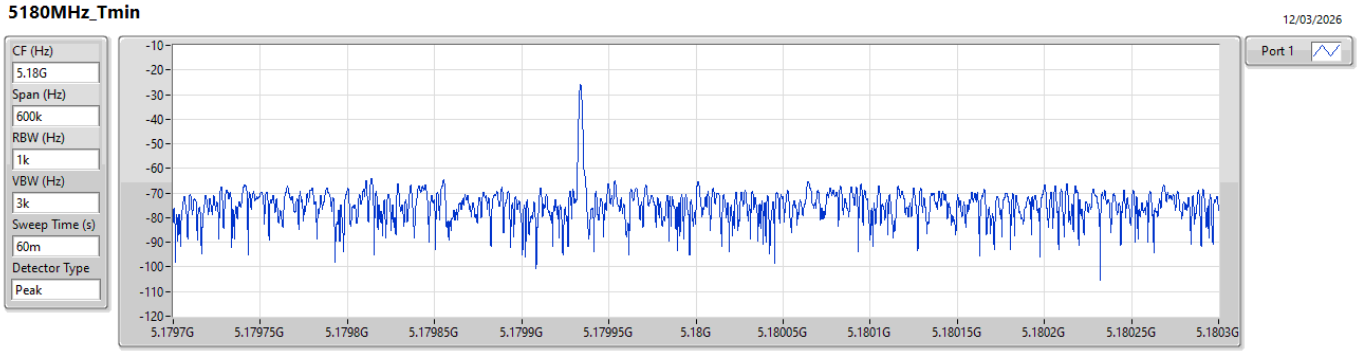

Ch(Hz)	Center(Hz)	Fl(Hz)	Fh(Hz)	ppm	Limit(ppm)	Port	Remark
5.18G	5.179933913G	-	-	12.7581	20	1	-

5.15-5.25GHz_802.11ax HEW20_Nss1_1TX **Freq. Stability**

5180MHz_Tmax

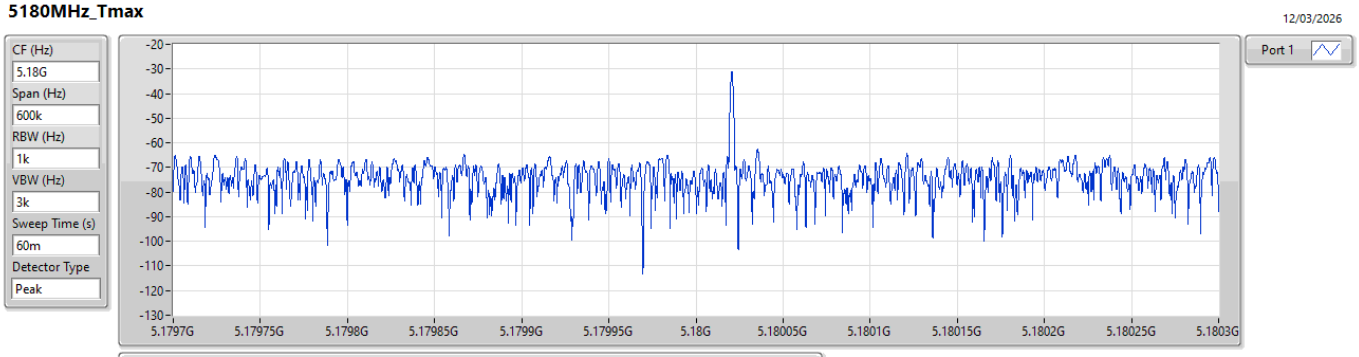

Ch(Hz)	Center(Hz)	Fl(Hz)	Fh(Hz)	ppm	Limit(ppm)	Port	Remark
5.18G	5.1800207G	-	-	3.9961	20	1	-

5.25-5.35GHz_802.11ax HEW20_Nss1_1TX **Freq. Stability**

5320MHz_Tnom

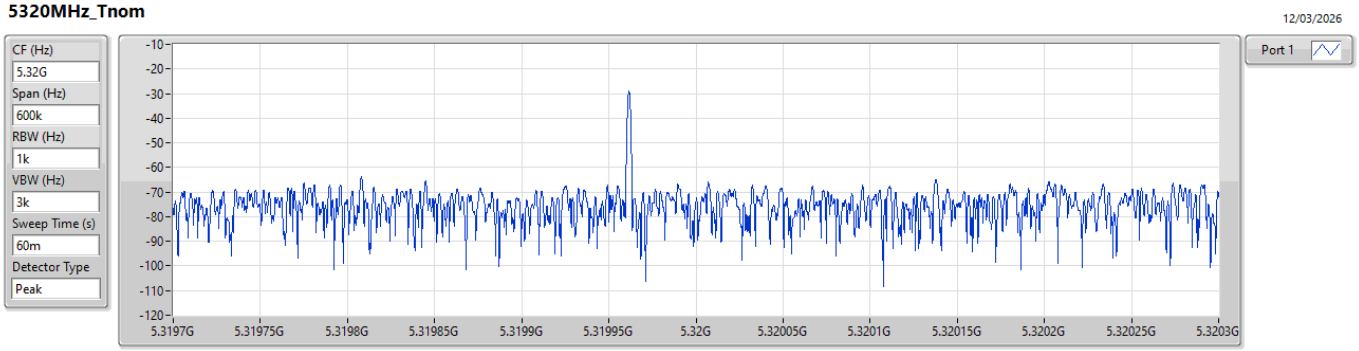

Ch(Hz)	Center(Hz)	Fl(Hz)	Fh(Hz)	ppm	Limit(ppm)	Port	Remark
5.32G	5.319961676G	-	-	7.2038	20	1	-

5.25-5.35GHz_802.11ax HEW20_Nss1_1TX **Freq. Stability**

5320MHz_Tmin

12/03/2026

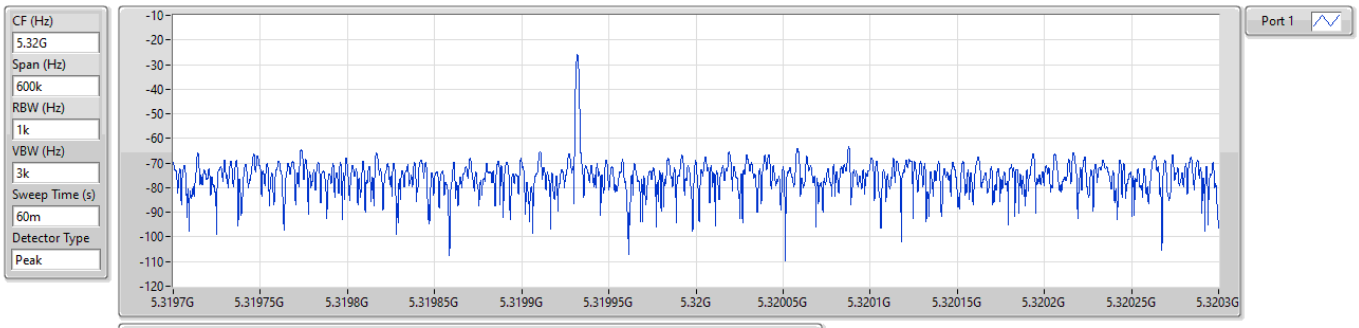

Ch(Hz)	Center(Hz)	Fl(Hz)	Fh(Hz)	ppm	Limit(ppm)	Port	Remark
5.32G	5.319932017G	-	-	12.7788	20	1	-

5.25-5.35GHz_802.11ax HEW20_Nss1_1TX **Freq. Stability**

5320MHz_Tmax

12/03/2026

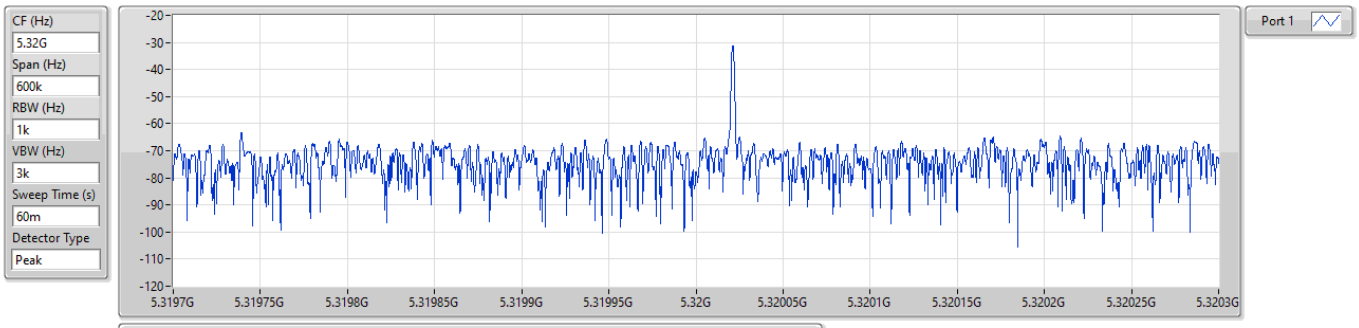

Ch(Hz)	Center(Hz)	Fl(Hz)	Fh(Hz)	ppm	Limit(ppm)	Port	Remark
5.32G	5.320021242G	-	-	3.9929	20	1	-

5.47-5.725GHz_802.11ax HEW20_Nss1_1TX **Freq. Stability**

5700MHz_Tnom

12/03/2026

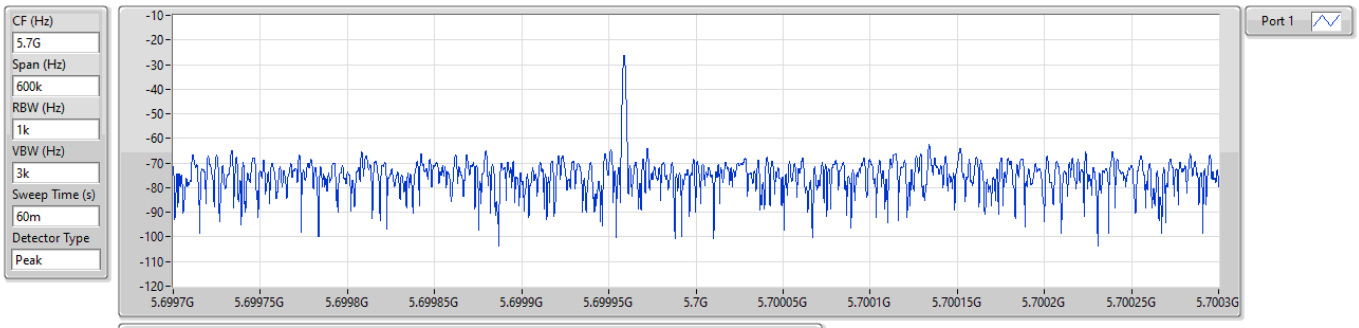

Ch(Hz)	Center(Hz)	Fl(Hz)	Fh(Hz)	ppm	Limit(ppm)	Port	Remark
5.7G	5.699958901G	-	-	7.2104	20	1	-

5.47-5.725GHz_802.11ax HEW20_Nss1_1TX **Freq. Stability**

5700MHz_Tmin

12/03/2026

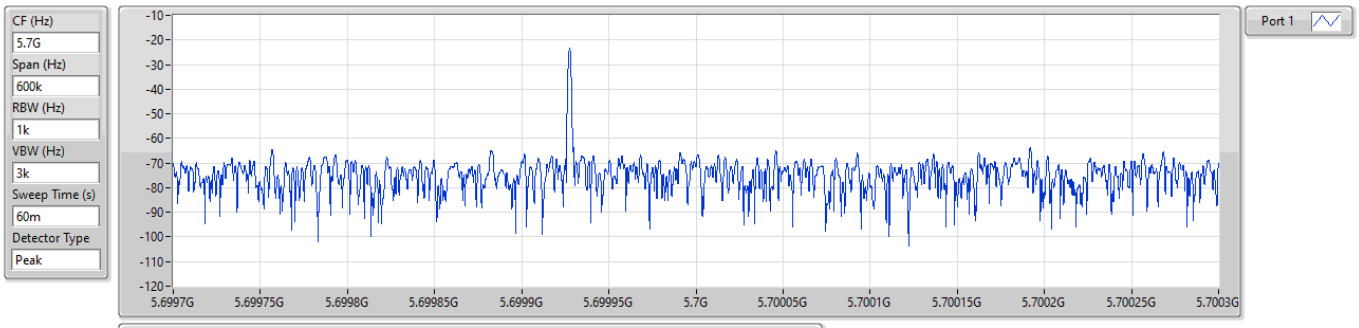

Ch(Hz)	Center(Hz)	Fl(Hz)	Fh(Hz)	ppm	Limit(ppm)	Port	Remark
5.7G	5.699927593G	-	-	12.703	20	1	-

5.47-5.725GHz_802.11ax HEW20_Nss1_1TX **Freq. Stability**

5700MHz_Tmax

12/03/2026

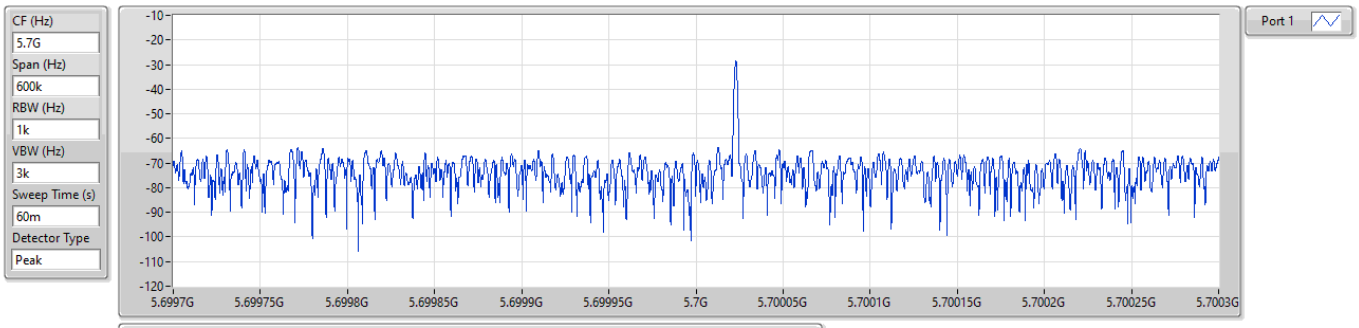

Ch(Hz)	Center(Hz)	Fl(Hz)	Fh(Hz)	ppm	Limit(ppm)	Port	Remark
5.7G	5.700022964G	-	-	4.0288	20	1	-

5.725-5.85GHz_802.11ax HEW20_Nss1_1TX **Freq. Stability**

5825MHz_Tnom

12/03/2026

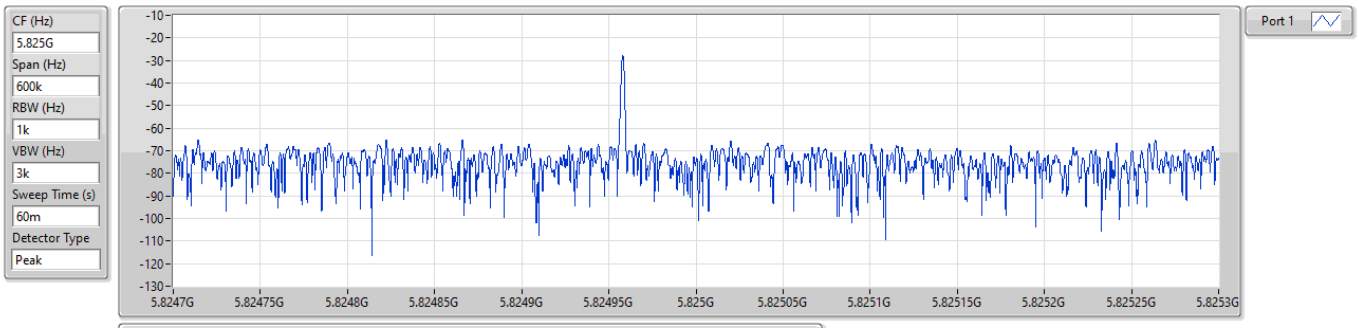

Ch(Hz)	Center(Hz)	Fl(Hz)	Fh(Hz)	ppm	Limit(ppm)	Port	Remark
5.825G	5.824958068G	-	-	7.1986	20	1	-

5.725-5.85GHz_802.11ax HEW20_Nss1_1TX **Freq. Stability**

5825MHz_Tmin

12/03/2026

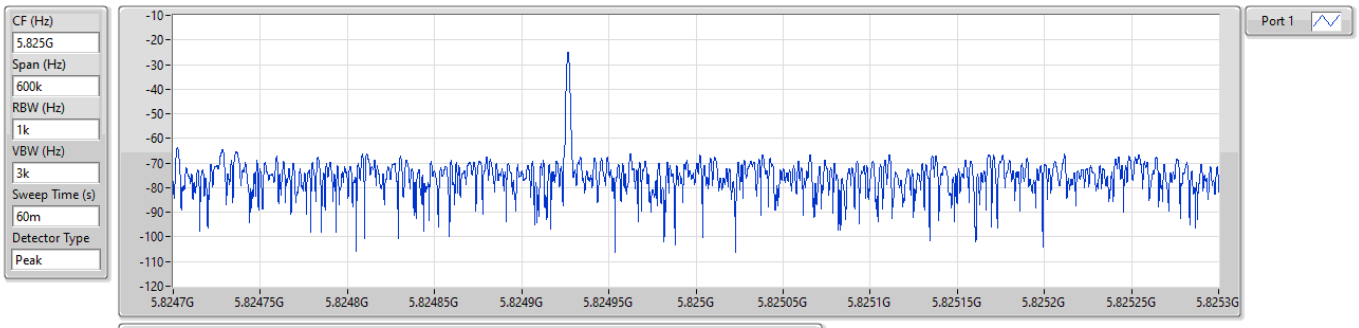

Ch(Hz)	Center(Hz)	Fl(Hz)	Fh(Hz)	ppm	Limit(ppm)	Port	Remark
5.825G	5.824926717G	-	-	12.5808	20	1	-

5.725-5.85GHz_802.11ax HEW20_Nss1_1TX **Freq. Stability**

5825MHz_Tmax

12/03/2026

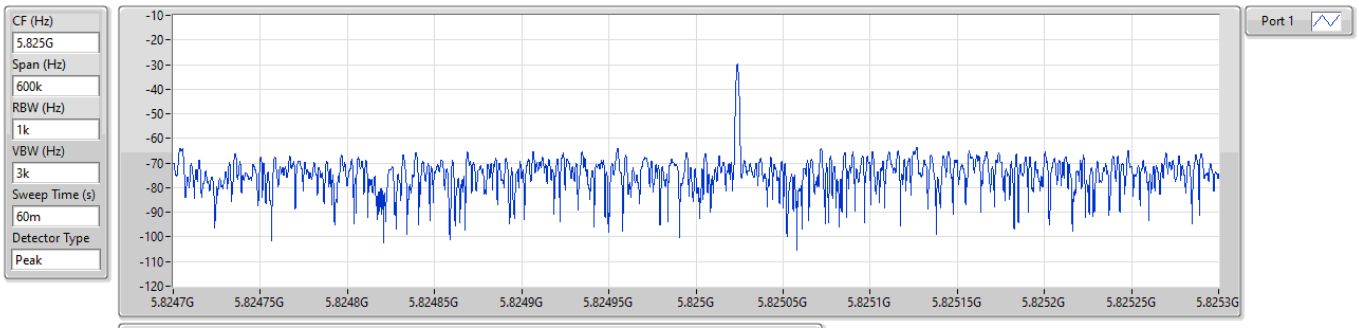

Ch(Hz)	Center(Hz)	Fl(Hz)	Fh(Hz)	ppm	Limit(ppm)	Port	Remark
5.825G	5.825023902G	-	-	4.1033	20	1	-

Summary

Mode	OBW (Hz)	ITU-Code
5.15-5.25GHz	-	-
802.11a_Nss1,(6Mbps)_1TX	16.439M	16M4D1D
802.11ax HEW20 OFDMA_Nss1,(MCS0)_1TX	18.92M	18M9D1D
5.25-5.35GHz	-	-
802.11a_Nss1,(6Mbps)_1TX	16.427M	16M4D1D
802.11ax HEW20 OFDMA_Nss1,(MCS0)_1TX	18.922M	18M9D1D
5.47-5.725GHz	-	-
802.11a_Nss1,(6Mbps)_1TX	16.424M	16M4D1D
802.11ax HEW20 OFDMA_Nss1,(MCS0)_1TX	18.931M	18M9D1D
5.725-5.85GHz	-	-
802.11a_Nss1,(6Mbps)_1TX	16.416M	16M4D1D
802.11ax HEW20 OFDMA_Nss1,(MCS0)_1TX	18.906M	18M9D1D

OBW = 99% occupied bandwidth

Result

Mode	Result	Limit (Hz)	fl-OBW (Hz)	fh-OBW (Hz)	OBW (Hz)
802.11a_Nss1,(6Mbps)_1TX	-	-	-	-	-
5180MHz_Tnom	Pass	0~20M	5.171737G	5.188177G	16.439M
5320MHz_Tnom	Pass	16M~20M	5.311736G	5.328163G	16.427M
5700MHz_Tnom	Pass	16M~20M	5.691732G	5.708155G	16.423M
5720MHz Straddle 5.47-5.725GHz_Tnom	Pass	16M~20M	5.711727G	5.728151G	16.424M
5825MHz_Tnom	Pass	0~20M	5.816727G	5.833143G	16.416M
802.11ax HEW20 OFDMA_Nss1,(MCS0)_1TX	-	-	-	-	-
5180MHz_Tnom	Pass	0~20M	5.170483G	5.189403G	18.92M
5320MHz_Tnom	Pass	16M~20M	5.310479G	5.329401G	18.922M
5700MHz_Tnom	Pass	16M~20M	5.690483G	5.709395G	18.912M
5720MHz Straddle 5.47-5.725GHz_Tnom	Pass	16M~20M	5.710473G	5.729404G	18.931M
5825MHz_Tnom	Pass	0~20M	5.815482G	5.834389G	18.906M

fl-OBW = fl lower edge 99% occupied bandwidth; fh-OBW = fh higher edge 99% occupied bandwidth; OBW = 99% occupied bandwidth;
N dB = 6dB down bandwidth

5.15-5.25GHz_802.11a_Nss1,(6Mbps)_1TX **EBW**

5180MHz

17/02/2026

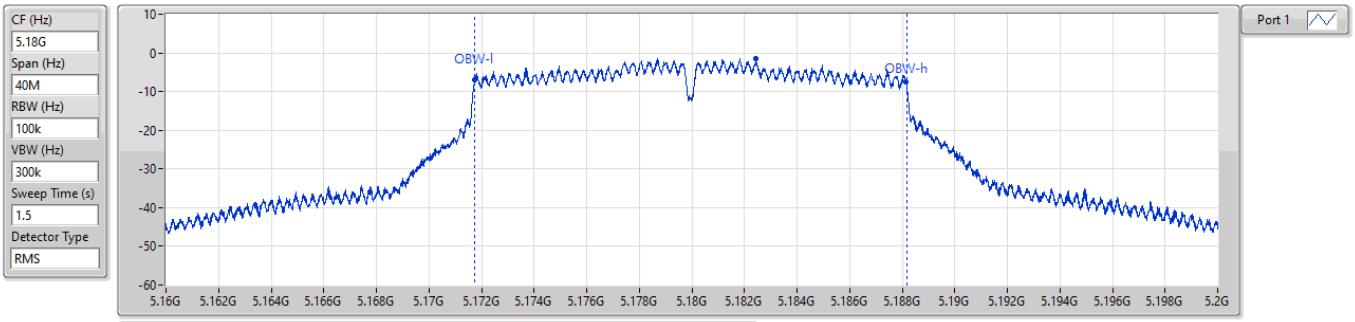

6dB(Hz)	Fl-6dB(Hz)	Fh-6dB(Hz)	OBW(Hz)	Fl-OBW(Hz)	Fh-OBW(Hz)	Limit(Hz)	Port
16.42M	5.17174G	5.18816G	16.439M	5.171737G	5.188177G	0~20M	1

5.25-5.35GHz_802.11a_Nss1,(6Mbps)_1TX **EBW**

5320MHz

17/02/2026

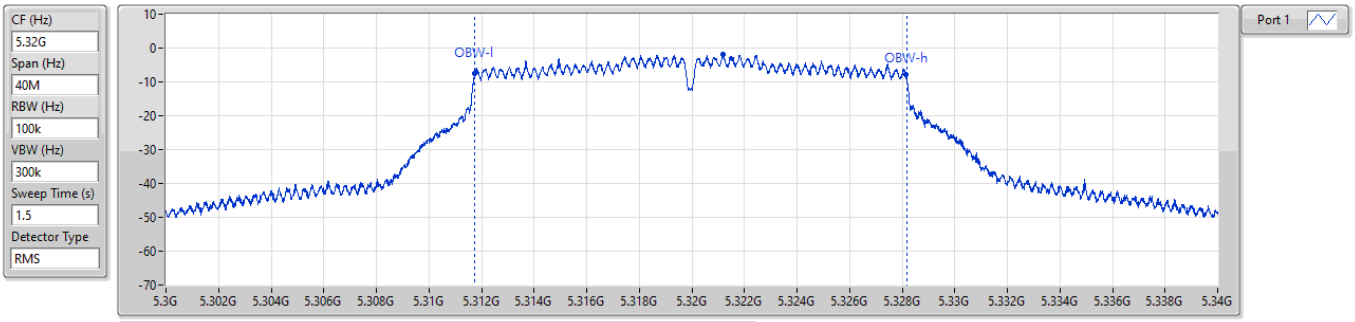

6dB(Hz)	Fl-6dB(Hz)	Fh-6dB(Hz)	OBW(Hz)	Fl-OBW(Hz)	Fh-OBW(Hz)	Limit(Hz)	Port
16.4M	5.31174G	5.32814G	16.427M	5.311736G	5.328163G	16M~20M	1

5.47-5.725GHz_802.11a_Nss1,(6Mbps)_1TX **EBW**

5700MHz

17/02/2026

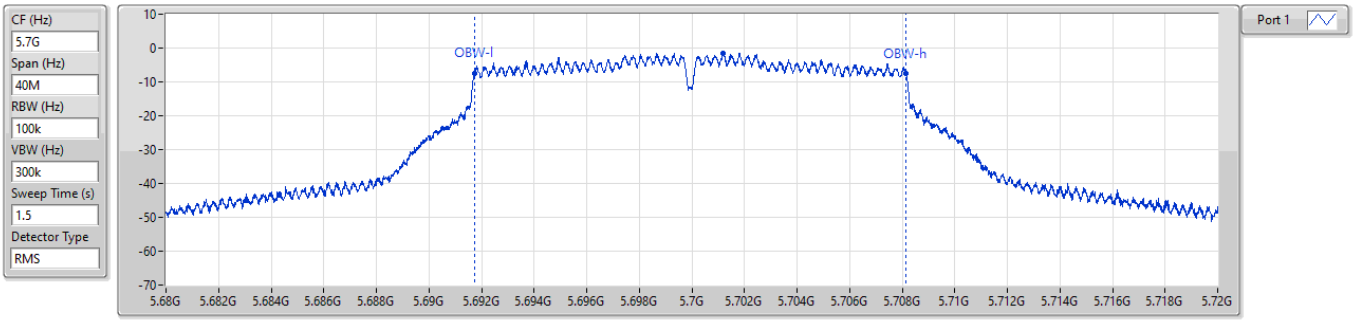

6dB(Hz)	Fl-6dB(Hz)	Fh-6dB(Hz)	OBW(Hz)	Fl-OBW(Hz)	Fh-OBW(Hz)	Limit(Hz)	Port
16.4M	5.69173G	5.70813G	16.423M	5.691732G	5.708155G	16M~20M	1

5.47-5.725GHz_802.11a_Nss1,(6Mbps)_1TX **EBW**

5720MHz Straddle 5.47-5.725GHz

17/02/2026

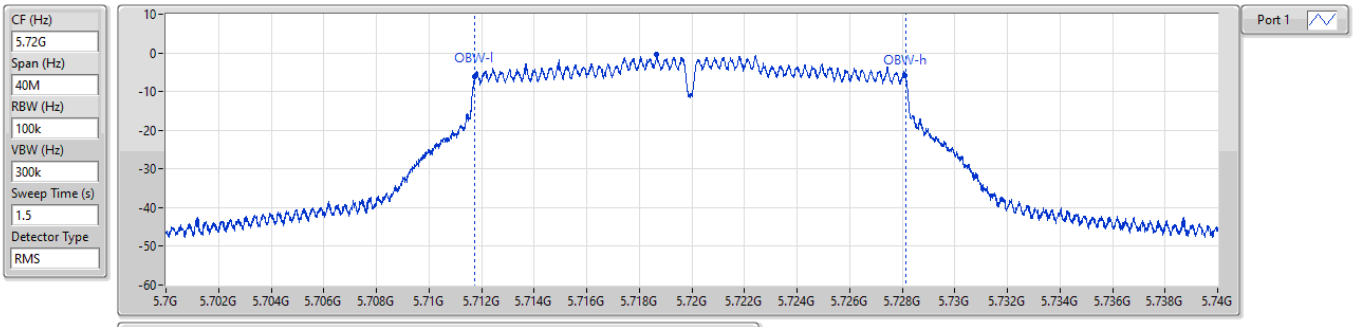

6dB(Hz)	Fl-6dB(Hz)	Fh-6dB(Hz)	OBW(Hz)	Fl-OBW(Hz)	Fh-OBW(Hz)	Limit(Hz)	Port
16.37M	5.71175G	5.72812G	16.424M	5.711727G	5.728151G	16M~20M	1

5.725-5.85GHz_802.11a_Nss1,(6Mbps)_1TX **EBW**

5825MHz

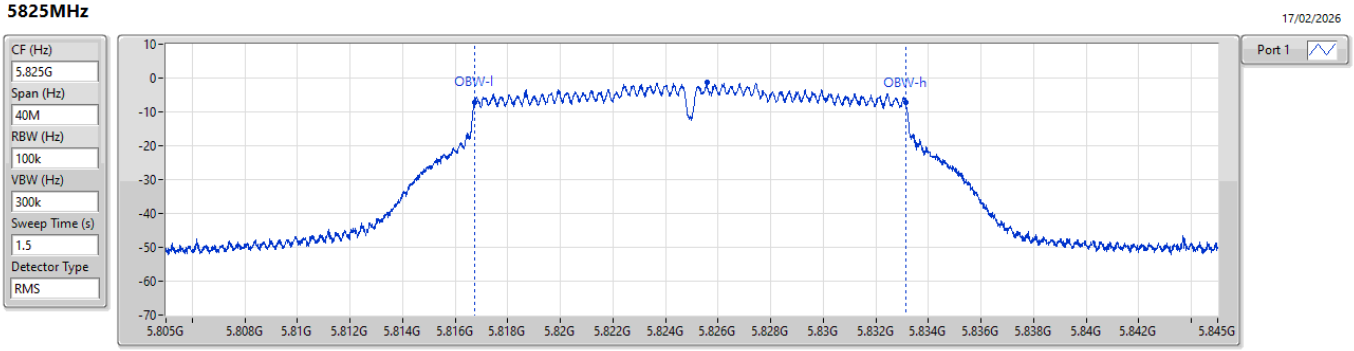

6dB(Hz)	Fl-6dB(Hz)	Fh-6dB(Hz)	OBW(Hz)	Fl-OBW(Hz)	Fh-OBW(Hz)	Limit(Hz)	Port
16.4M	5.81673G	5.83313G	16.416M	5.816727G	5.833143G	0~20M	1

5.15-5.25GHz_802.11ax HEW20 OFDMA_Nss1,(MCS0)_1TX **EBW**

5180MHz

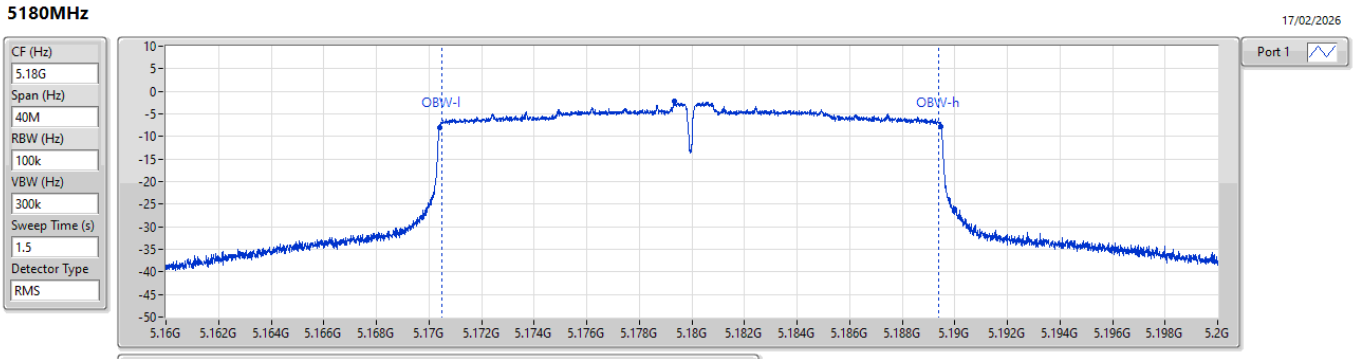

6dB(Hz)	Fl-6dB(Hz)	Fh-6dB(Hz)	OBW(Hz)	Fl-OBW(Hz)	Fh-OBW(Hz)	Limit(Hz)	Port
19.07M	5.17041G	5.18948G	18.92M	5.170483G	5.189403G	0~20M	1

5.25-5.35GHz_802.11ax HEW20 OFDMA_Nss1,(MCS0)_1TX **EBW**

5320MHz

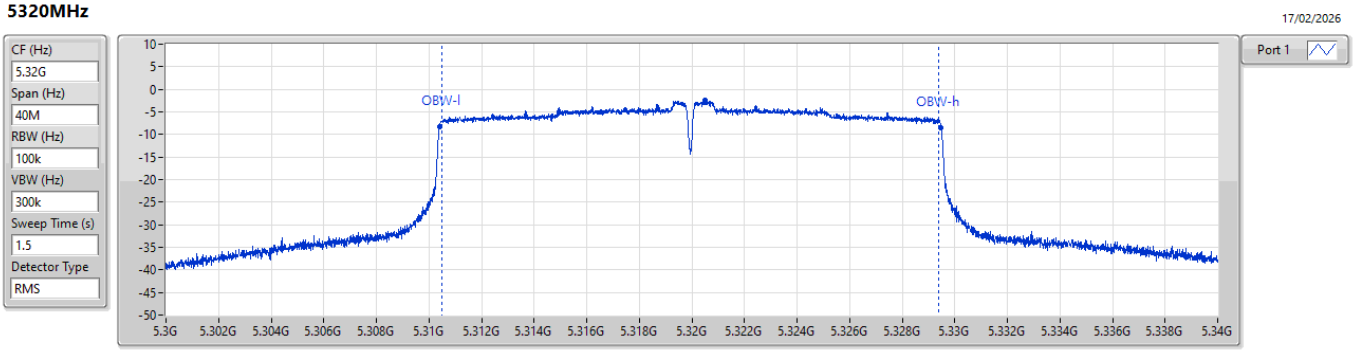

6dB(Hz)	Fl-6dB(Hz)	Fh-6dB(Hz)	OBW(Hz)	Fl-OBW(Hz)	Fh-OBW(Hz)	Limit(Hz)	Port
19.08M	5.3104G	5.32948G	18.922M	5.310479G	5.329401G	16M~20M	1

5.47-5.725GHz_802.11ax HEW20 OFDMA_Nss1,(MCS0)_1TX **EBW**

5700MHz

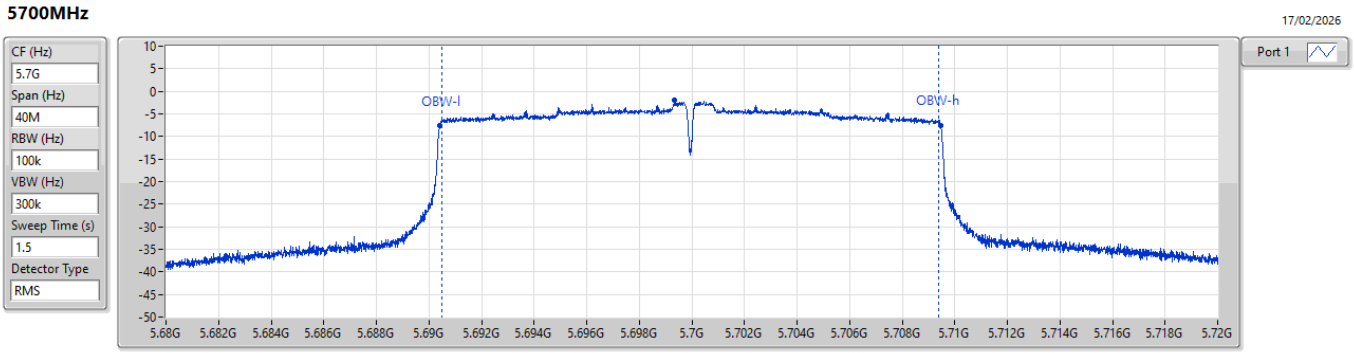

6dB(Hz)	Fl-6dB(Hz)	Fh-6dB(Hz)	OBW(Hz)	Fl-OBW(Hz)	Fh-OBW(Hz)	Limit(Hz)	Port
19.05M	5.69041G	5.70946G	18.912M	5.690483G	5.709395G	16M~20M	1

5.47-5.725GHz_802.11ax HEW20 OFDMA_Nss1,(MCS0)_1TX **EBW**

5720MHz Straddle 5.47-5.725GHz

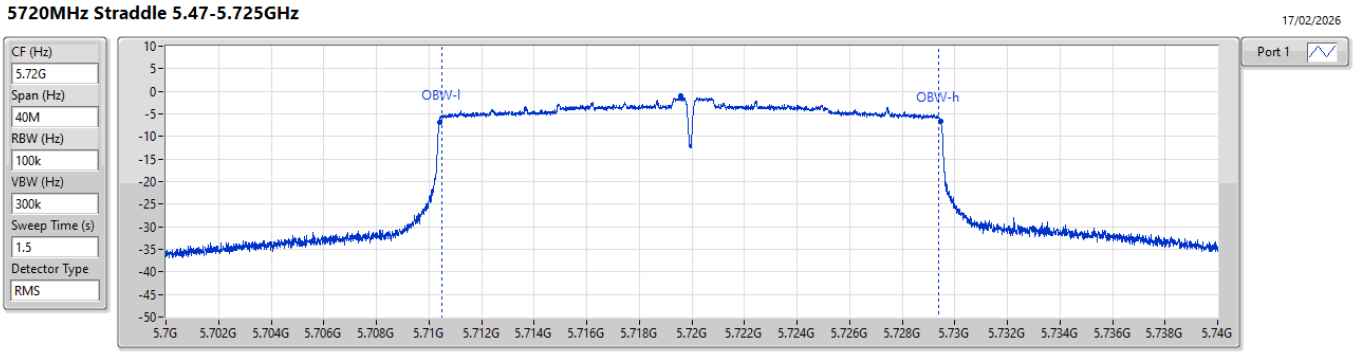

6dB(Hz)	Fl-6dB(Hz)	Fh-6dB(Hz)	OBW(Hz)	Fl-OBW(Hz)	Fh-OBW(Hz)	Limit(Hz)	Port
19.06M	5.7104G	5.72946G	18.931M	5.710473G	5.729404G	16M~20M	1

5.725-5.85GHz_802.11ax HEW20 OFDMA_Nss1,(MCS0)_1TX **EBW**

5825MHz

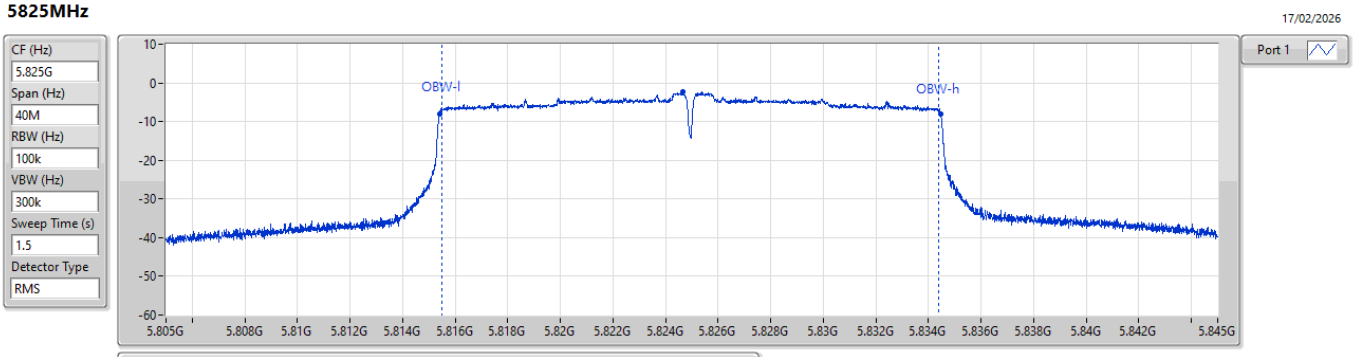

6dB(Hz)	Fl-6dB(Hz)	Fh-6dB(Hz)	OBW(Hz)	Fl-OBW(Hz)	Fh-OBW(Hz)	Limit(Hz)	Port
19.07M	5.8154G	5.83447G	18.906M	5.815482G	5.834389G	0~20M	1

full RU configuration

RF Output Power at the Highest Power

EIRP (dBm)				
Condition	Freq. (MHz)	802.11a	Limit (dBm)	Results
TnomVnom	5180	20.23	23	Pass
TminVnom	5180	20.73	23	Pass
TmaxVnom	5180	20.16	23	Pass
TnomVnom	5240	20.06	23	Pass
TminVnom	5240	20.41	23	Pass
TmaxVnom	5240	19.82	23	Pass
TnomVnom	5260	20.07	23	Pass
TminVnom	5260	20.54	23	Pass
TmaxVnom	5260	19.99	23	Pass
TnomVnom	5320	20.15	23	Pass
TminVnom	5320	20.50	23	Pass
TmaxVnom	5320	19.94	23	Pass
TnomVnom	5500	20.05	30	Pass
TminVnom	5500	20.66	30	Pass
TmaxVnom	5500	19.70	30	Pass
TnomVnom	5700	20.25	30	Pass
TminVnom	5700	20.77	30	Pass
TmaxVnom	5700	20.02	30	Pass
TnomVnom	5745	13.39	23	Pass
TminVnom	5745	13.79	23	Pass
TmaxVnom	5745	13.15	23	Pass
TnomVnom	5785	13.11	23	Pass
TminVnom	5785	13.54	23	Pass
TmaxVnom	5785	12.82	23	Pass

TnomVnom	5720	13.64	30	Pass
TminVnom	5720	13.89	30	Pass
TmaxVnom	5720	13.33	30	Pass
TnomVnom	5720	5.82	23	Pass
TminVnom	5720	6.07	23	Pass
TmaxVnom	5720	5.51	23	Pass

EIRP (dBm)				
Condition	Freq. (MHz)	HE20_OFDMA	Limit (dBm)	Results
TnomVnom	5180	20.76	23	Pass
TminVnom	5180	21.16	23	Pass
TmaxVnom	5180	20.71	23	Pass
TnomVnom	5240	20.79	23	Pass
TminVnom	5240	21.23	23	Pass
TmaxVnom	5240	20.63	23	Pass
TnomVnom	5260	20.65	23	Pass
TminVnom	5260	21.18	23	Pass
TmaxVnom	5260	20.47	23	Pass
TnomVnom	5320	20.79	23	Pass
TminVnom	5320	21.14	23	Pass
TmaxVnom	5320	20.60	23	Pass
TnomVnom	5500	20.63	30	Pass
TminVnom	5500	21.30	30	Pass
TmaxVnom	5500	20.35	30	Pass
TnomVnom	5700	20.69	30	Pass
TminVnom	5700	21.07	30	Pass
TmaxVnom	5700	20.29	30	Pass
TnomVnom	5745	13.31	23	Pass
TminVnom	5745	13.80	23	Pass
TmaxVnom	5745	13.08	23	Pass
TnomVnom	5785	13.41	23	Pass
TminVnom	5785	13.72	23	Pass
TmaxVnom	5785	13.13	23	Pass

TnomVnom	5720	13.43	30	Pass
TminVnom	5720	13.75	30	Pass
TmaxVnom	5720	13.22	30	Pass
TnomVnom	5720	7.08	23	Pass
TminVnom	5720	7.40	23	Pass
TmaxVnom	5720	6.87	23	Pass

RF Output Power at the Lowest Power

EIRP (dBm)				
Condition	**Freq. (MHz)**	**802.11a**	**Limit (dBm)**	**Results**
TminVnom	5260	14.07	17	Pass
TminVnom	5260	14.54	17	Pass
TmaxVnom	5260	13.99	17	Pass
TminVnom	5320	14.15	17	Pass
TminVnom	5320	14.50	17	Pass
TmaxVnom	5320	13.94	17	Pass
TnomVnom	5500	14.05	24	Pass
TminVnom	5500	14.66	24	Pass
TmaxVnom	5500	13.70	24	Pass
TnomVnom	5700	14.25	24	Pass
TminVnom	5700	14.77	24	Pass
TmaxVnom	5700	14.02	24	Pass
TnomVnom	5745	7.39	17	Pass
TminVnom	5745	7.79	17	Pass
TmaxVnom	5745	7.15	17	Pass
TnomVnom	5785	7.11	17	Pass
TminVnom	5785	7.54	17	Pass
TmaxVnom	5785	6.82	17	Pass

TnomVnom	5720	7.64	24	Pass
TminVnom	5720	7.89	24	Pass
TmaxVnom	5720	7.33	24	Pass
TnomVnom	5720	-0.18	17	Pass
TminVnom	5720	0.07	17	Pass
TmaxVnom	5720	-0.49	17	Pass

EIRP (dBm)				
Condition	Freq. (MHz)	HE20_OFDMA	Limit (dBm)	Results
TminVnom	5260	14.65	17	Pass
TminVnom	5260	15.18	17	Pass
TmaxVnom	5260	14.47	17	Pass
TnomVnom	5320	14.79	17	Pass
TminVnom	5320	15.14	17	Pass
TmaxVnom	5320	14.60	17	Pass
TnomVnom	5500	14.63	24	Pass
TminVnom	5500	15.30	24	Pass
TmaxVnom	5500	14.35	24	Pass
TnomVnom	5700	14.69	24	Pass
TminVnom	5700	15.07	24	Pass
TmaxVnom	5700	14.29	24	Pass
TnomVnom	5745	7.31	17	Pass
TminVnom	5745	7.80	17	Pass
TmaxVnom	5745	7.08	17	Pass
TnomVnom	5785	7.41	17	Pass
TminVnom	5785	7.72	17	Pass
TmaxVnom	5785	7.13	17	Pass

TnomVnom	5720	7.43	24	Pass
TminVnom	5720	7.75	24	Pass
TmaxVnom	5720	7.22	24	Pass
TnomVnom	5720	1.08	17	Pass
TminVnom	5720	1.40	17	Pass
TmaxVnom	5720	0.87	17	Pass

partial RU configuration

RF Output Power at the Highest Power

EIRP (dBm)						
Condition	Freq. (MHz)	HE20_OFDMA RU26	HE20_OFDMA RU52	HE20_OFDMA RU106	Limit (dBm)	Results
TnomVnom	5180	12.76	15.82	18.59	23	Pass
TminVnom	5180	13.20	16.34	19.05	23	Pass
TmaxVnom	5180	12.38	15.56	18.44	23	Pass
TnomVnom	5240	12.82	15.74	18.67	23	Pass
TminVnom	5240	12.96	16.36	19.42	23	Pass
TmaxVnom	5240	12.34	15.26	18.32	23	Pass
TnomVnom	5260	12.81	15.69	18.67	23	Pass
TminVnom	5260	13.72	16.61	19.44	23	Pass
TmaxVnom	5260	12.18	15.29	18.31	23	Pass
TnomVnom	5320	12.96	15.76	18.47	23	Pass
TminVnom	5320	13.69	16.71	19.11	23	Pass
TmaxVnom	5320	12.61	15.30	18.05	23	Pass
TnomVnom	5500	12.99	15.64	18.26	30	Pass
TminVnom	5500	14.07	16.32	18.97	30	Pass
TmaxVnom	5500	12.66	15.13	18.09	30	Pass
TnomVnom	5700	12.82	15.66	18.14	30	Pass
TminVnom	5700	13.65	16.16	18.92	30	Pass
TmaxVnom	5700	12.75	15.28	17.80	30	Pass
TnomVnom	5745	13.11	13.74	13.44	23	Pass
TminVnom	5745	13.17	13.76	13.88	23	Pass
TmaxVnom	5745	12.42	13.27	13.14	23	Pass
TnomVnom	5785	12.99	13.62	13.08	23	Pass
TminVnom	5785	13.16	13.75	13.59	23	Pass
TmaxVnom	5785	12.74	13.43	12.81	23	Pass

TnomVnom	5720	7.28	8.51	13.89	30	Pass
TminVnom	5720	7.18	8.92	13.84	30	Pass
TmaxVnom	5720	6.64	8.19	13.86	30	Pass
TnomVnom	5720	12.89	13.35	12.12	23	Pass
TminVnom	5720	12.79	13.76	12.07	23	Pass
TmaxVnom	5720	12.25	13.03	12.09	23	Pass

full. RU configuration

Summary

Mode	EIRP PD (dBm/MHz)
5.15-5.25GHz	-
802.11a_Nss1,(6Mbps)_1TX	9.99
802.11ax HEW20 OFDMA_Nss1,(MCS0)_1TX	9.96
5.25-5.35GHz	-
802.11a_Nss1,(6Mbps)_1TX	9.93
802.11ax HEW20 OFDMA_Nss1,(MCS0)_1TX	9.98
5.47-5.725GHz	-
802.11a_Nss1,(6Mbps)_1TX	9.94
802.11ax HEW20 OFDMA_Nss1,(MCS0)_1TX	9.98
5.725-5.85GHz	-
802.11a_Nss1,(6Mbps)_1TX	3.10
802.11ax HEW20 OFDMA_Nss1,(MCS0)_1TX	2.61

RBW=1MHz

Result

Mode	Result	Gain (dBi)	PD (dBm/MHz)	EIRP PD (dBm/MHz)	EIRP PD Limit (dBm/MHz)
802.11a_Nss1,(6Mbps)_1TX	-	-	-	-	-
5180MHz_Tnom	Pass	4.40	5.59	9.99	10.00
5240MHz_Tnom	Pass	4.40	5.50	9.90	10.00
5260MHz_Tnom	Pass	4.40	5.52	9.92	10.00
5320MHz_Tnom	Pass	4.40	5.53	9.93	10.00
5500MHz_Tnom	Pass	4.40	5.47	9.87	10.00
5700MHz_Tnom	Pass	4.40	5.54	9.94	10.00
5720MHz Straddle 5.47-5.725GHz_Tnom	Pass	4.40	-1.03	3.37	10.00
5720MHz Straddle 5.725-5.850GHz_Tnom	Pass	4.40	-3.31	1.09	10.00
5745MHz_Tnom	Pass	4.40	-1.30	3.10	10.00
5825MHz_Tnom	Pass	4.40	-1.55	2.85	10.00
802.11ax HEW20 OFDMA_Nss1,(MCS0)_1TX	-	-	-	-	-
5180MHz_Tnom	Pass	4.40	5.54	9.94	10.00
5240MHz_Tnom	Pass	4.40	5.56	9.96	10.00
5260MHz_Tnom	Pass	4.40	5.53	9.93	10.00
5320MHz_Tnom	Pass	4.40	5.58	9.98	10.00
5500MHz_Tnom	Pass	4.40	5.47	9.87	10.00
5700MHz_Tnom	Pass	4.40	5.58	9.98	10.00
5720MHz Straddle 5.47-5.725GHz_Tnom	Pass	4.40	-1.88	2.52	10.00
5720MHz Straddle 5.725-5.850GHz_Tnom	Pass	4.40	-3.48	0.92	10.00
5745MHz_Tnom	Pass	4.40	-1.79	2.61	10.00
5825MHz_Tnom	Pass	4.40	-1.81	2.59	10.00

RBW=1MHz;

partial RU configuration

Summary

Mode	EIRP PD (dBm/MHz)
5.15-5.25GHz	-
802.11ax HEW20 OFDMA RU106 Index53_Nss1,(MCS0)_1TX	9.98
802.11ax HEW20 OFDMA RU26 Index3_Nss1,(MCS0)_1TX	9.95
802.11ax HEW20 OFDMA RU52 Index38_Nss1,(MCS0)_1TX	9.92
5.25-5.35GHz	-
802.11ax HEW20 OFDMA RU106 Index53_Nss1,(MCS0)_1TX	9.94
802.11ax HEW20 OFDMA RU26 Index3_Nss1,(MCS0)_1TX	9.97
802.11ax HEW20 OFDMA RU52 Index38_Nss1,(MCS0)_1TX	9.95
5.47-5.725GHz	-
802.11ax HEW20 OFDMA RU106 Index53_Nss1,(MCS0)_1TX	9.74
802.11ax HEW20 OFDMA RU26 Index3_Nss1,(MCS0)_1TX	9.94
802.11ax HEW20 OFDMA RU52 Index38_Nss1,(MCS0)_1TX	9.82
5.725-5.85GHz	-
802.11ax HEW20 OFDMA RU106 Index53_Nss1,(MCS0)_1TX	7.55
802.11ax HEW20 OFDMA RU26 Index3_Nss1,(MCS0)_1TX	9.99
802.11ax HEW20 OFDMA RU52 Index38_Nss1,(MCS0)_1TX	7.84

RBW=1MHz

Result

Mode	Result	Gain (dBi)	PD (dBm/MHz)	EIRP PD (dBm/MHz)	EIRP PD Limit (dBm/MHz)
802.11ax HEW20 OFDMA RU26 Index3_Nss1,(MCS0)_1TX	-	-	-	-	-
5180MHz_Tnom	Pass	4.40	5.53	9.93	10.00
5240MHz_Tnom	Pass	4.40	5.55	9.95	10.00
5260MHz_Tnom	Pass	4.40	5.52	9.92	10.00
5320MHz_Tnom	Pass	4.40	5.57	9.97	10.00
5500MHz_Tnom	Pass	4.40	5.54	9.94	10.00
5700MHz_Tnom	Pass	4.40	5.51	9.91	10.00
5720MHz Straddle 5.47-5.725GHz_Tnom	Pass	4.40	-0.13	4.27	10.00
5720MHz Straddle 5.725-5.850GHz_Tnom	Pass	4.40	5.44	9.84	10.00
5745MHz_Tnom	Pass	4.40	5.59	9.99	10.00
5825MHz_Tnom	Pass	4.40	5.59	9.99	10.00
802.11ax HEW20 OFDMA RU52 Index38_Nss1,(MCS0)_1TX	-	-	-	-	-
5180MHz_Tnom	Pass	4.40	5.52	9.92	10.00
5240MHz_Tnom	Pass	4.40	5.44	9.84	10.00
5260MHz_Tnom	Pass	4.40	5.50	9.90	10.00
5320MHz_Tnom	Pass	4.40	5.55	9.95	10.00
5500MHz_Tnom	Pass	4.40	5.38	9.78	10.00
5700MHz_Tnom	Pass	4.40	5.42	9.82	10.00
5720MHz Straddle 5.47-5.725GHz_Tnom	Pass	4.40	-1.45	2.95	10.00
5720MHz Straddle 5.725-5.850GHz_Tnom	Pass	4.40	3.13	7.53	10.00
5745MHz_Tnom	Pass	4.40	3.44	7.84	10.00
5825MHz_Tnom	Pass	4.40	3.34	7.74	10.00
802.11ax HEW20 OFDMA RU106 Index53_Nss1,(MCS0)_1TX	-	-	-	-	-
5180MHz_Tnom	Pass	4.40	5.50	9.90	10.00
5240MHz_Tnom	Pass	4.40	5.58	9.98	10.00
5260MHz_Tnom	Pass	4.40	5.54	9.94	10.00
5320MHz_Tnom	Pass	4.40	5.46	9.86	10.00
5500MHz_Tnom	Pass	4.40	5.34	9.74	10.00
5700MHz_Tnom	Pass	4.40	5.21	9.61	10.00
5720MHz Straddle 5.47-5.725GHz_Tnom	Pass	4.40	0.85	5.25	10.00
5720MHz Straddle 5.725-5.850GHz_Tnom	Pass	4.40	1.51	5.91	10.00
5745MHz_Tnom	Pass	4.40	3.15	7.55	10.00
5825MHz_Tnom	Pass	4.40	2.87	7.27	10.00

RBW=1MHz;

full RU configuration

Emissions (Below 1GHz)

Modulation	11a	**Test Freq. (MHz)**	5180
Polarization	Horizontal		

Test By :Ryan Lee Temperature:23 Humidity(%):64

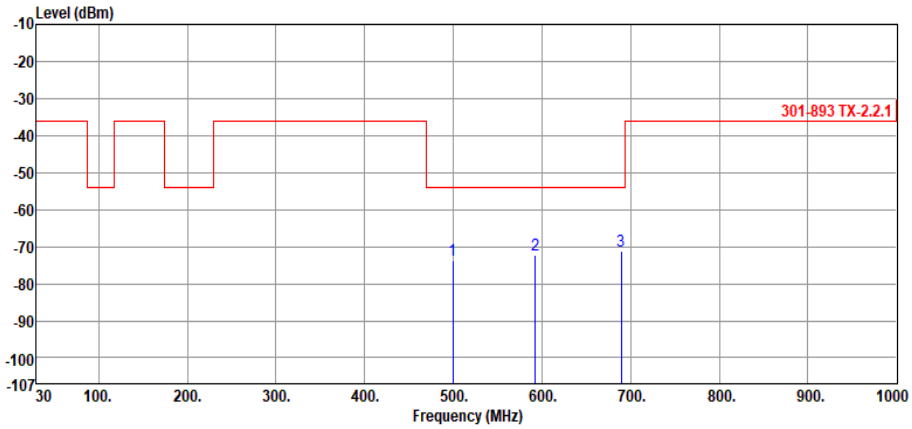

	Freq.	Measured value	Limit	Margin	Factor	Reading
	MHz	dBm	dBm	dB	dB	dBm
1	499.48	-73.58	-54.00	-19.58	2.58	-76.16
2	592.61	-72.23	-54.00	-18.23	4.88	-77.11
3	689.64	-71.23	-54.00	-17.23	6.27	-77.50

Note 1: Measured Value (dBm) = Reading (dBm) + Factor (dB)
Note 2: Margin (dB) = Measured Value (dBm) – Limit (dBm)

Modulation	11a	**Test Freq. (MHz)**	5180
Polarization	Vertical		

Test By :Ryan Lee Temperature:23 Humidity(%):64

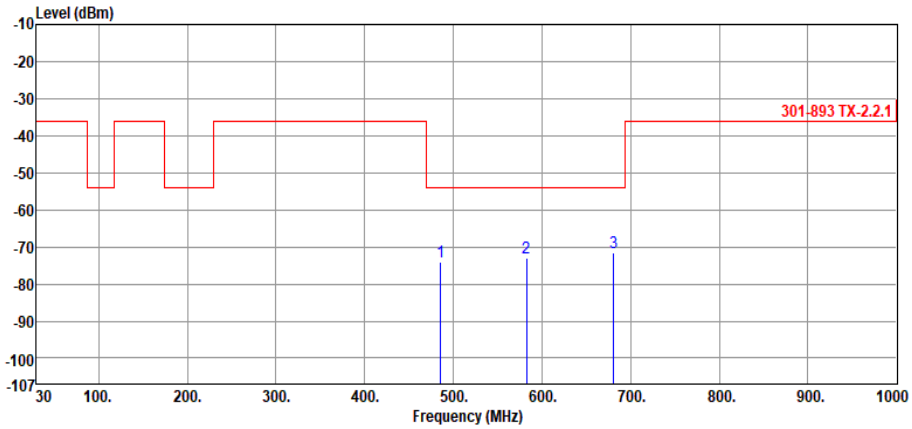

	Freq.	Measured value	Limit	Margin	Factor	Reading
	MHz	dBm	dBm	dB	dB	dBm
1	485.90	-74.15	-54.00	-20.15	2.21	-76.36
2	582.90	-72.94	-54.00	-18.94	4.74	-77.68
3	680.87	-71.62	-54.00	-17.62	6.12	-77.74

Note 1: Measured Value (dBm) = Reading (dBm) + Factor (dB)
Note 2: Margin (dB) = Measured Value (dBm) – Limit (dBm)

Modulation	11a	**Test Freq. (MHz)**	5320
Polarization	Horizontal		

Test By :Ryan Lee Temperature:23 Humidity(%):64

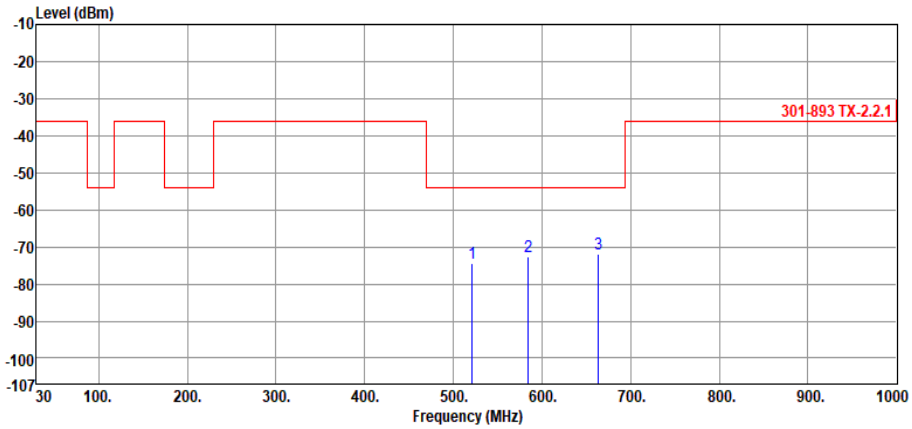

	Freq.	Measured value	Limit	Margin	Factor	Reading
	MHz	dBm	dBm	dB	dB	dBm
1	521.12	-74.28	-54.00	-20.28	3.35	-77.63
2	584.44	-72.62	-54.00	-18.62	4.68	-77.30
3	663.42	-71.85	-54.00	-17.85	5.70	-77.55

Note 1: Measured Value (dBm) = Reading (dBm) + Factor (dB)
Note 2: Margin (dB) = Measured Value (dBm) – Limit (dBm)

Modulation	11a	**Test Freq. (MHz)**	5320
Polarization	Vertical		

Test By :Ryan Lee Temperature:23 Humidity(%):64

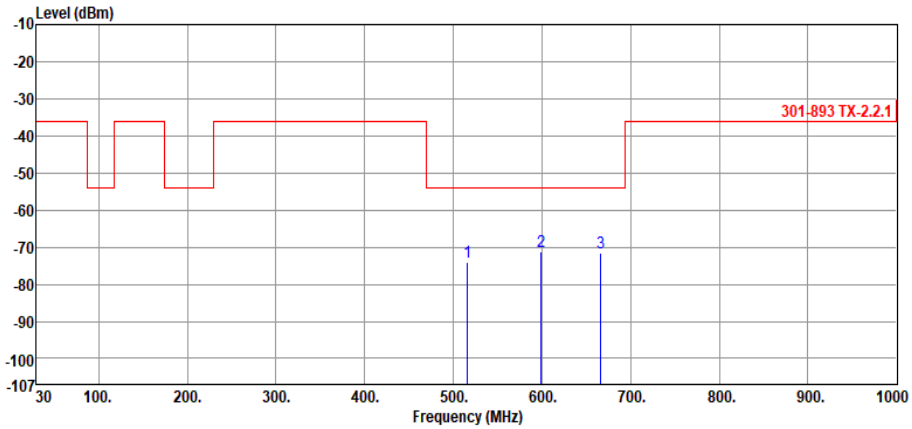

	Freq.	Measured value	Limit	Margin	Factor	Reading
	MHz	dBm	dBm	dB	dB	dBm
1	516.22	-73.99	-54.00	-19.99	3.16	-77.15
2	598.78	-71.33	-54.00	-17.33	5.13	-76.46
3	666.32	-71.57	-54.00	-17.57	5.48	-77.05

Note 1: Measured Value (dBm) = Reading (dBm) + Factor (dB)
Note 2: Margin (dB) = Measured Value (dBm) – Limit (dBm)

Modulation	11a	**Test Freq. (MHz)**	5500
Polarization	Horizontal		

Test By :Ryan Lee Temperature:23 Humidity(%):64

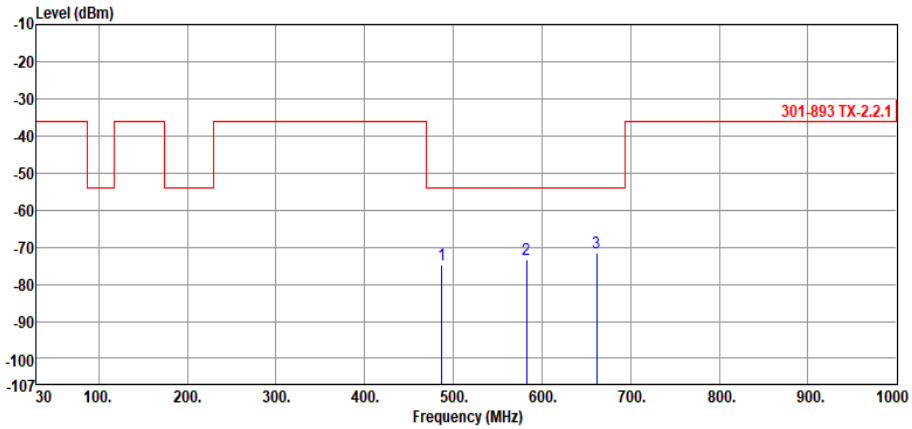

	Freq.	Measured value	Limit	Margin	Factor	Reading
	MHz	dBm	dBm	dB	dB	dBm
1	487.11	-74.78	-54.00	-20.78	2.17	-76.95
2	582.34	-73.20	-54.00	-19.20	4.61	-77.81
3	661.77	-71.57	-54.00	-17.57	5.74	-77.31

Note 1: Measured Value (dBm) = Reading (dBm) + Factor (dB)
Note 2: Margin (dB) = Measured Value (dBm) – Limit (dBm)

Modulation	11a	**Test Freq. (MHz)**	5500
Polarization	Vertical		

Test By :Ryan Lee Temperature:23 Humidity(%):64

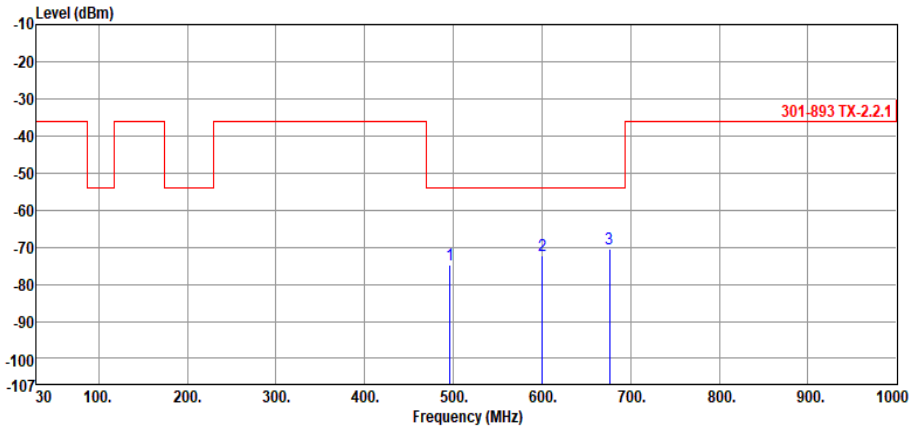

	Freq.	Measured value	Limit	Margin	Factor	Reading
	MHz	dBm	dBm	dB	dB	dBm
1	495.99	-74.88	-54.00	-20.88	2.64	-77.52
2	600.37	-72.30	-54.00	-18.30	5.24	-77.54
3	676.30	-70.33	-54.00	-16.33	5.88	-76.21

Note 1: Measured Value (dBm) = Reading (dBm) + Factor (dB)
Note 2: Margin (dB) = Measured Value (dBm) – Limit (dBm)

Modulation	11a	**Test Freq. (MHz)**	5700
Polarization	Horizontal		

Test By :Ryan Lee Temperature:23 Humidity(%):64

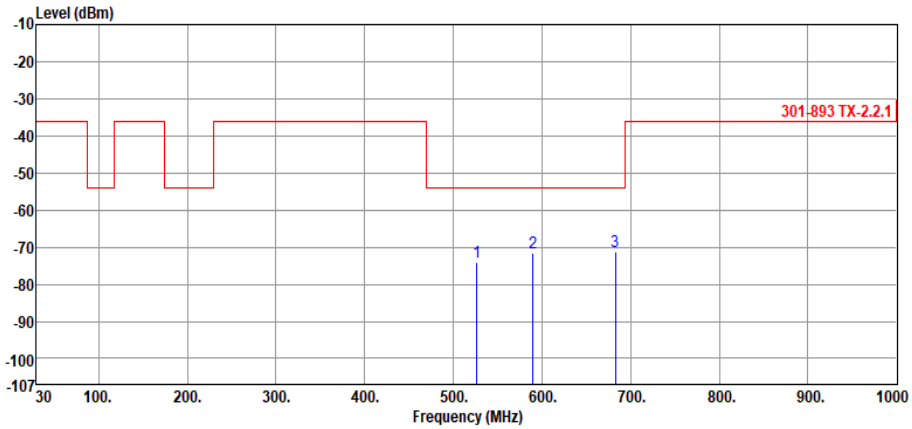

	Freq.	Measured value	Limit	Margin	Factor	Reading
	MHz	dBm	dBm	dB	dB	dBm
1	526.77	-73.96	-54.00	-19.96	3.19	-77.15
2	589.65	-71.56	-54.00	-17.56	4.85	-76.41
3	682.87	-71.35	-54.00	-17.35	6.18	-77.53

Note 1: Measured Value (dBm) = Reading (dBm) + Factor (dB)
Note 2: Margin (dB) = Measured Value (dBm) – Limit (dBm)

Modulation	11a	**Test Freq. (MHz)**	5700
Polarization	Vertical		

Test By :Ryan Lee Temperature:23 Humidity(%):64

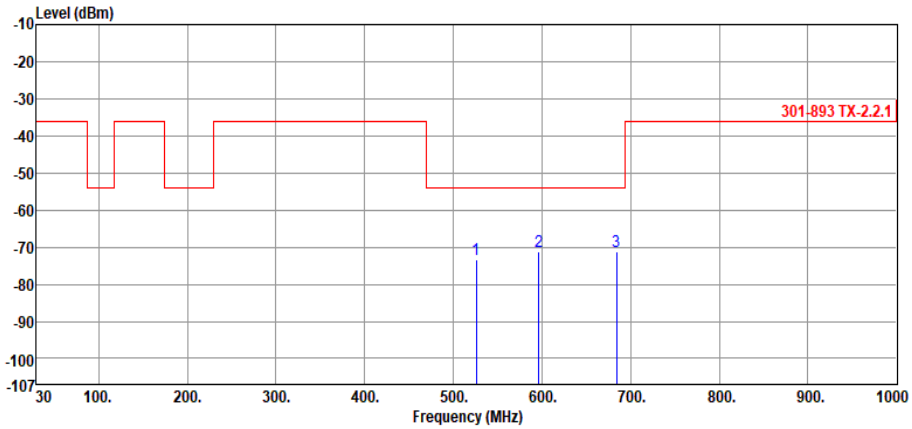

	Freq.	Measured value	Limit	Margin	Factor	Reading
	MHz	dBm	dBm	dB	dB	dBm
1	525.77	-73.34	-54.00	-19.34	3.33	-76.67
2	596.42	-71.25	-54.00	-17.25	4.92	-76.17
3	684.13	-71.07	-54.00	-17.07	6.32	-77.39

Note 1: Measured Value (dBm) = Reading (dBm) + Factor (dB)
Note 2: Margin (dB) = Measured Value (dBm) – Limit (dBm)

Modulation	11a	**Test Freq. (MHz)**	5720
Polarization	Horizontal		

Test By :Ryan Lee Temperature:25 Humidity(%):66

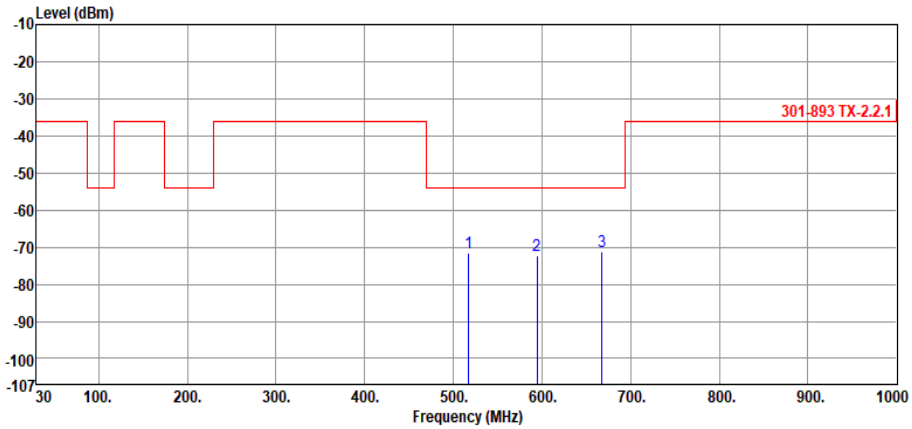

	Freq.	Measured value	Limit	Margin	Factor	Reading
	MHz	dBm	dBm	dB	dB	dBm
1	517.01	-71.57	-54.00	-17.57	3.16	-74.73
2	594.20	-72.30	-54.00	-18.30	4.89	-77.19
3	667.63	-71.26	-54.00	-17.26	5.66	-76.92

Note 1: Measured Value (dBm) = Reading (dBm) + Factor (dB)
Note 2: Margin (dB) = Measured Value (dBm) – Limit (dBm)

Modulation	11a	**Test Freq. (MHz)**	5720
Polarization	Vertical		

Test By :Ryan Lee Temperature:25 Humidity(%):66

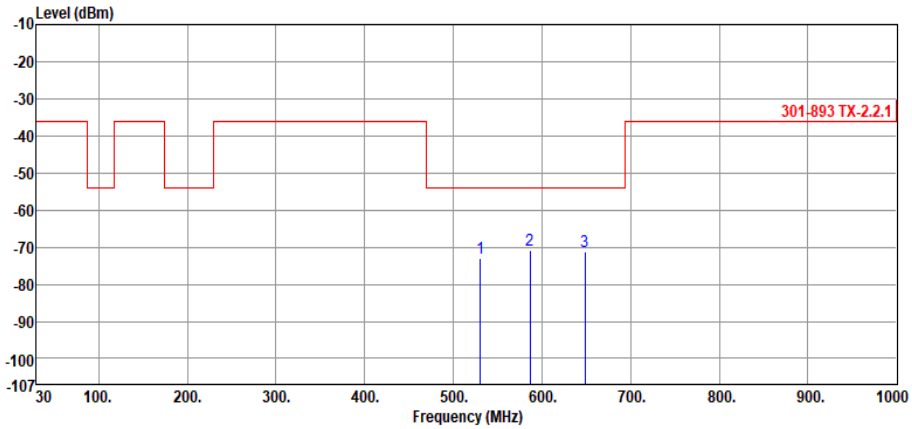

	Freq.	Measured value	Limit	Margin	Factor	Reading
	MHz	dBm	dBm	dB	dB	dBm
1	530.26	-73.07	-54.00	-19.07	3.49	-76.56
2	586.70	-70.70	-54.00	-16.70	4.77	-75.47
3	648.22	-71.10	-54.00	-17.10	5.27	-76.37

Note 1: Measured Value (dBm) = Reading (dBm) + Factor (dB)
Note 2: Margin (dB) = Measured Value (dBm) – Limit (dBm)

Modulation	11a	**Test Freq. (MHz)**	5825
Polarization	Horizontal		

Test By :Ryan Lee Temperature:25 Humidity(%):66

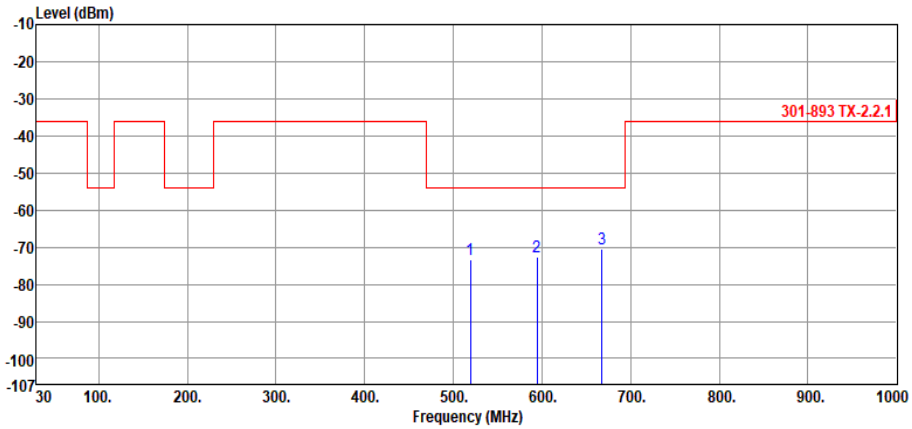

	Freq.	Measured value	Limit	Margin	Factor	Reading
	MHz	dBm	dBm	dB	dB	dBm
1	519.58	-73.43	-54.00	-19.43	3.39	-76.82
2	594.43	-72.62	-54.00	-18.62	4.89	-77.51
3	667.90	-70.48	-54.00	-16.48	5.66	-76.14

Note 1: Measured Value (dBm) = Reading (dBm) + Factor (dB)
Note 2: Margin (dB) = Measured Value (dBm) – Limit (dBm)

Modulation	11a	**Test Freq. (MHz)**	5825
Polarization	Vertical		

Test By :Ryan Lee Temperature:25 Humidity(%):66

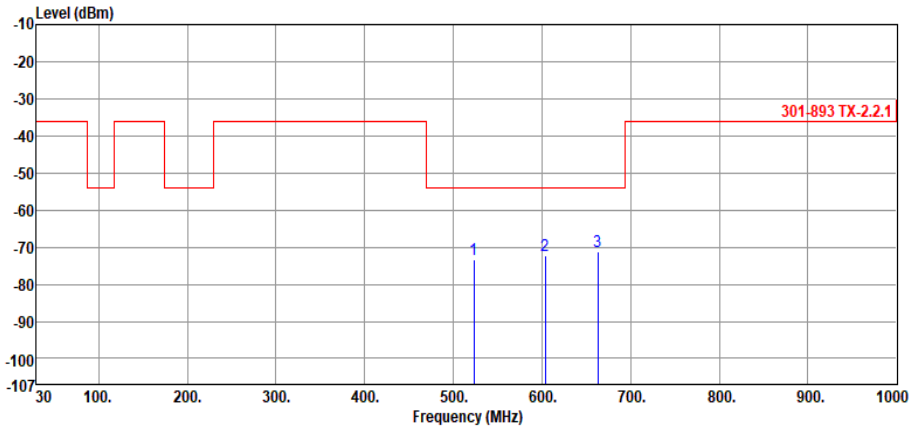

	Freq.	Measured value	Limit	Margin	Factor	Reading
	MHz	dBm	dBm	dB	dB	dBm
1	522.92	-73.29	-54.00	-19.29	3.39	-76.68
2	603.63	-72.14	-54.00	-18.14	5.24	-77.38
3	663.14	-71.04	-54.00	-17.04	5.42	-76.46

Note 1: Measured Value (dBm) = Reading (dBm) + Factor (dB)
Note 2: Margin (dB) = Measured Value (dBm) – Limit (dBm)

Modulation	ax HE20_OFDMA	**Test Freq. (MHz)**	5180
Polarization	Horizontal		

Test By :Ryan Lee Temperature:23 Humidity(%):64

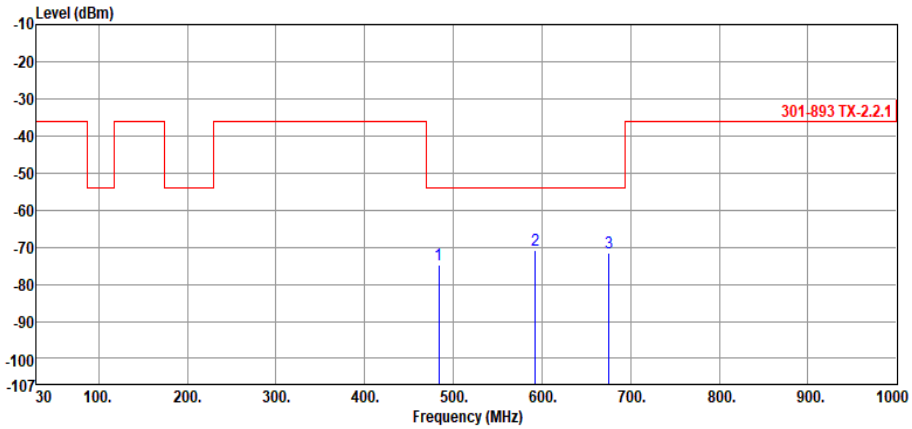

	Freq.	Measured value	Limit	Margin	Factor	Reading
	MHz	dBm	dBm	dB	dB	dBm
1	483.63	-74.82	-54.00	-20.82	2.06	-76.88
2	592.55	-71.01	-54.00	-17.01	4.88	-75.89
3	675.57	-71.43	-54.00	-17.43	5.83	-77.26

Note 1: Measured Value (dBm) = Reading (dBm) + Factor (dB)
Note 2: Margin (dB) = Measured Value (dBm) – Limit (dBm)

Modulation	ax HE20_OFDMA	**Test Freq. (MHz)**	5180
Polarization	Vertical		

Test By :Ryan Lee Temperature:23 Humidity(%):64

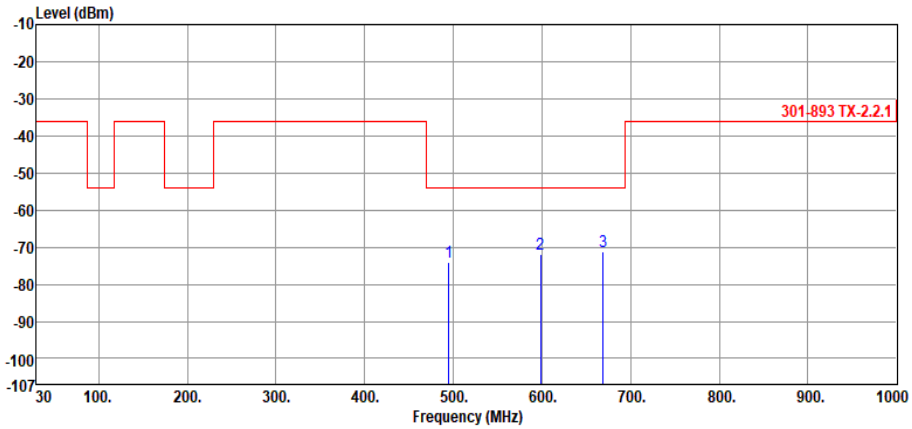

	Freq.	Measured value	Limit	Margin	Factor	Reading
	MHz	dBm	dBm	dB	dB	dBm
1	494.60	-74.18	-54.00	-20.18	2.61	-76.79
2	598.40	-72.00	-54.00	-18.00	5.10	-77.10
3	669.22	-71.21	-54.00	-17.21	5.65	-76.86

Note 1: Measured Value (dBm) = Reading (dBm) + Factor (dB)
Note 2: Margin (dB) = Measured Value (dBm) – Limit (dBm)

Modulation	ax HE20_OFDMA	**Test Freq. (MHz)**	5320
Polarization	Horizontal		

Test By :Ryan Lee Temperature:23 Humidity(%):64

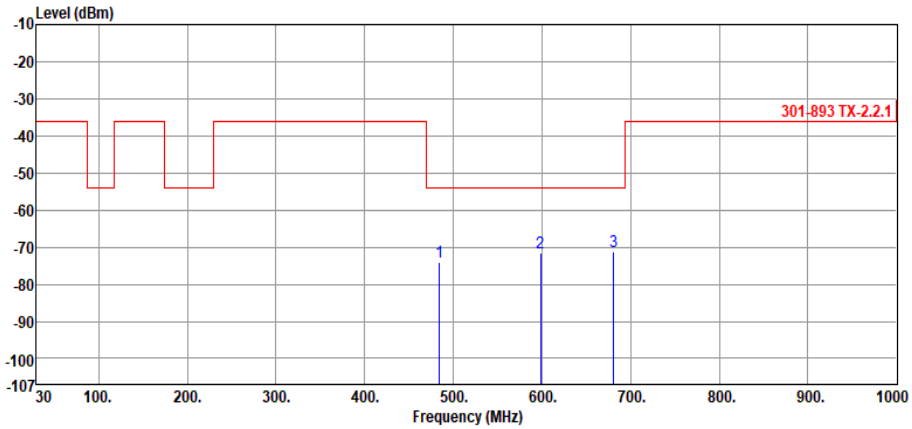

	Freq.	Measured value	Limit	Margin	Factor	Reading
	MHz	dBm	dBm	dB	dB	dBm
1	484.32	-74.02	-54.00	-20.02	2.08	-76.10
2	598.60	-71.55	-54.00	-17.55	4.86	-76.41
3	680.60	-71.21	-54.00	-17.21	6.14	-77.35

Note 1: Measured Value (dBm) = Reading (dBm) + Factor (dB)
Note 2: Margin (dB) = Measured Value (dBm) – Limit (dBm)

Modulation	ax HE20_OFDMA	**Test Freq. (MHz)**	5320
Polarization	Vertical		

Test By :Ryan Lee Temperature:23 Humidity(%):64

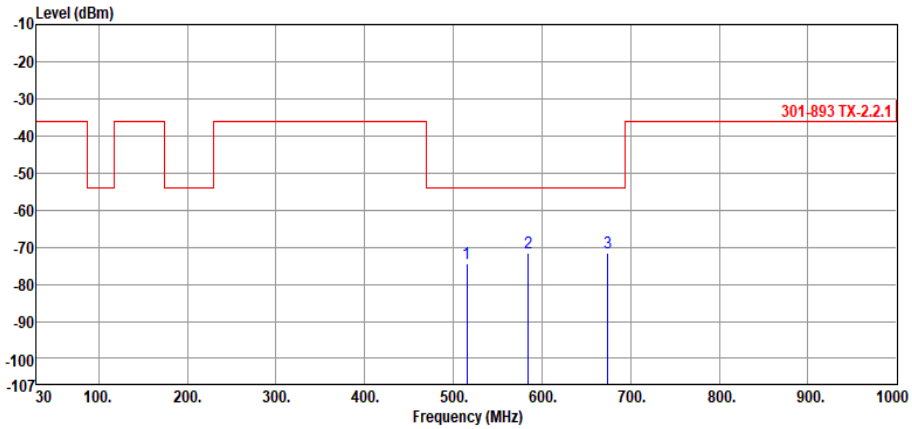

	Freq.	Measured value	Limit	Margin	Factor	Reading
	MHz	dBm	dBm	dB	dB	dBm
1	515.13	-74.49	-54.00	-20.49	3.06	-77.55
2	584.33	-71.57	-54.00	-17.57	4.74	-76.31
3	674.10	-71.49	-54.00	-17.49	5.78	-77.27

Note 1: Measured Value (dBm) = Reading (dBm) + Factor (dB)
Note 2: Margin (dB) = Measured Value (dBm) – Limit (dBm)

Modulation	ax HE20_OFDMA	**Test Freq. (MHz)**	5500
Polarization	Horizontal		

Test By :Ryan Lee Temperature:23 Humidity(%):64

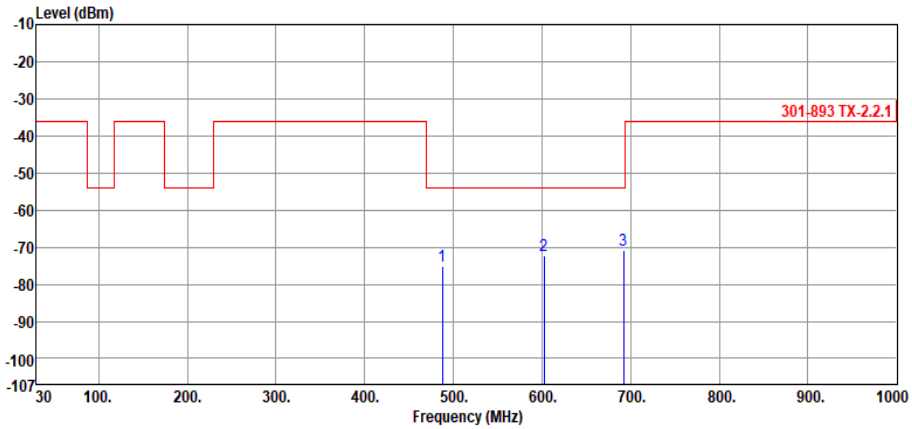

	Freq.	Measured value	Limit	Margin	Factor	Reading
	MHz	dBm	dBm	dB	dB	dBm
1	487.88	-75.00	-54.00	-21.00	2.19	-77.19
2	602.46	-72.35	-54.00	-18.35	4.85	-77.20
3	692.02	-70.97	-54.00	-16.97	6.24	-77.21

Note 1: Measured Value (dBm) = Reading (dBm) + Factor (dB)
Note 2: Margin (dB) = Measured Value (dBm) – Limit (dBm)

Modulation	ax HE20_OFDMA	**Test Freq. (MHz)**	5500
Polarization	Vertical		

Test By :Ryan Lee Temperature:23 Humidity(%):64

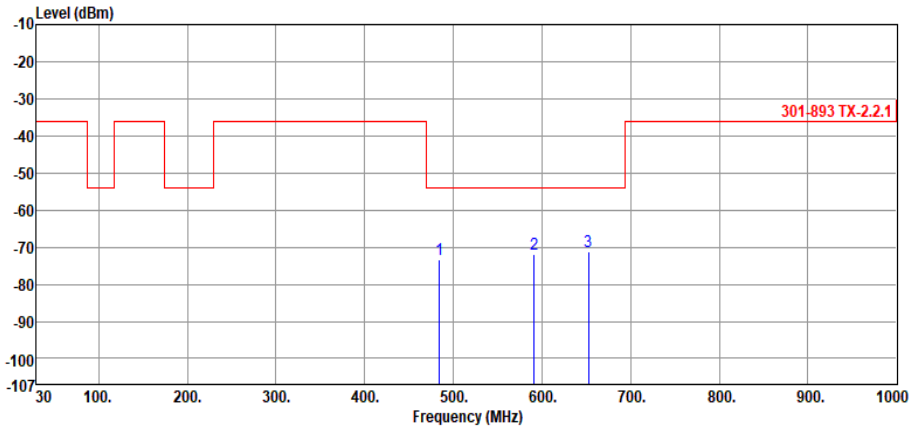

	Freq.	Measured value	Limit	Margin	Factor	Reading
	MHz	dBm	dBm	dB	dB	dBm
1	484.67	-73.22	-54.00	-19.22	2.15	-75.37
2	590.89	-71.99	-54.00	-17.99	4.81	-76.80
3	652.34	-71.26	-54.00	-17.26	5.37	-76.63

Note 1: Measured Value (dBm) = Reading (dBm) + Factor (dB)
Note 2: Margin (dB) = Measured Value (dBm) – Limit (dBm)

Modulation	ax HE20_OFDMA	**Test Freq. (MHz)**	5700
Polarization	Horizontal		

Test By :Ryan Lee Temperature:23 Humidity(%):64

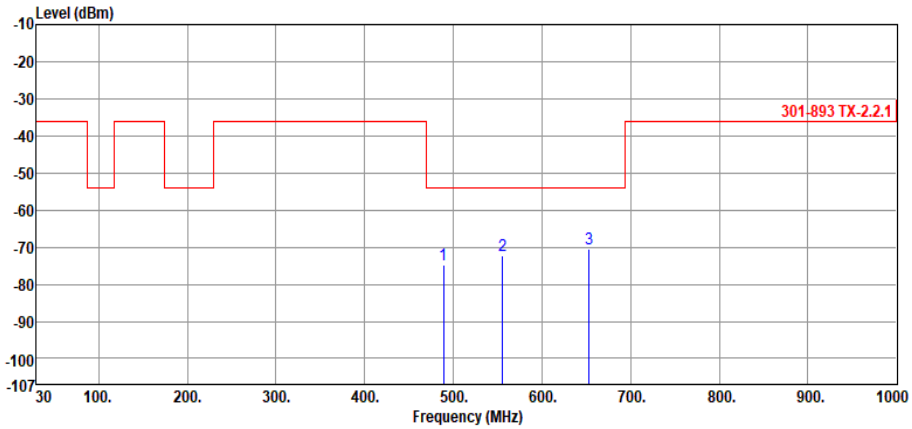

	Freq.	Measured value	Limit	Margin	Factor	Reading
	MHz	dBm	dBm	dB	dB	dBm
1	488.89	-74.78	-54.00	-20.78	2.22	-77.00
2	555.70	-72.34	-54.00	-18.34	3.76	-76.10
3	653.11	-70.44	-54.00	-16.44	5.72	-76.16

Note 1: Measured Value (dBm) = Reading (dBm) + Factor (dB)
Note 2: Margin (dB) = Measured Value (dBm) – Limit (dBm)

Modulation	ax HE20_OFDMA	**Test Freq. (MHz)**	5700
Polarization	Vertical		

Test By :Ryan Lee Temperature:23 Humidity(%):64

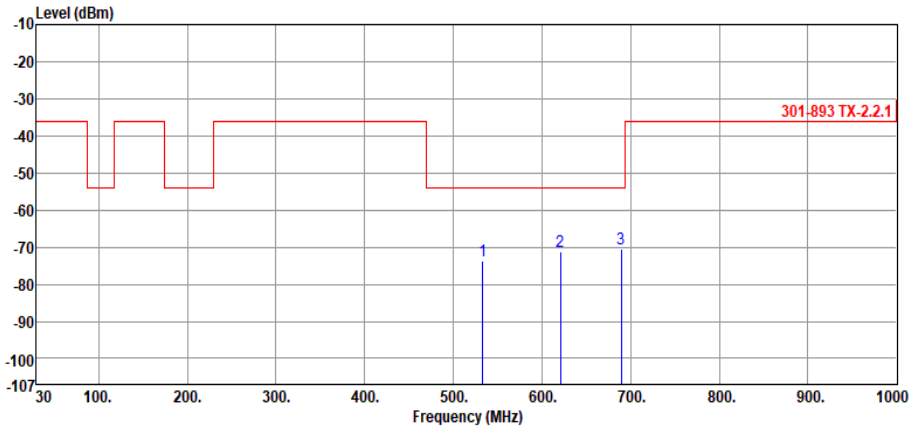

	Freq.	Measured value	Limit	Margin	Factor	Reading
	MHz	dBm	dBm	dB	dB	dBm
1	533.41	-73.69	-54.00	-19.69	3.52	-77.21
2	620.79	-71.35	-54.00	-17.35	5.17	-76.52
3	689.67	-70.44	-54.00	-16.44	6.24	-76.68

Note 1: Measured Value (dBm) = Reading (dBm) + Factor (dB)
Note 2: Margin (dB) = Measured Value (dBm) – Limit (dBm)

Modulation	ax HE20_OFDMA	**Test Freq. (MHz)**	5720
Polarization	Horizontal		

Test By :Ryan Lee Temperature:25 Humidity(%):66

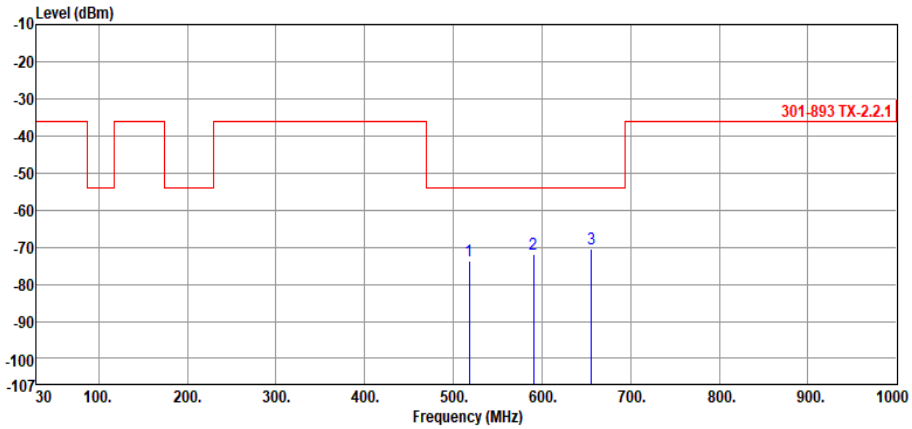

	Freq.	Measured value	Limit	Margin	Factor	Reading
	MHz	dBm	dBm	dB	dB	dBm
1	517.78	-73.56	-54.00	-19.56	3.23	-76.79
2	590.66	-71.77	-54.00	-17.77	4.87	-76.64
3	655.70	-70.67	-54.00	-16.67	5.78	-76.45

Note 1: Measured Value (dBm) = Reading (dBm) + Factor (dB)
Note 2: Margin (dB) = Measured Value (dBm) – Limit (dBm)

Modulation	ax HE20_OFDMA	**Test Freq. (MHz)**	5720
Polarization	Vertical		

Test By :Ryan Lee Temperature:25 Humidity(%):66

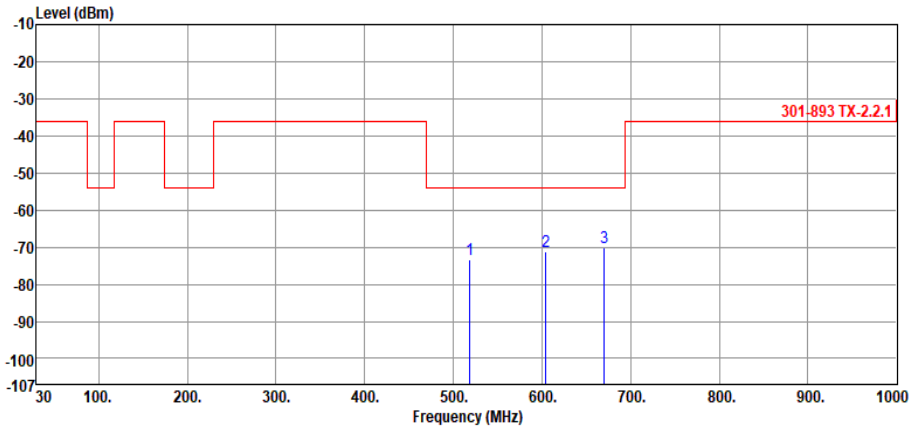

	Freq.	Measured value	Limit	Margin	Factor	Reading
	MHz	dBm	dBm	dB	dB	dBm
1	518.33	-73.44	-54.00	-19.44	3.36	-76.80
2	604.55	-71.33	-54.00	-17.33	5.25	-76.58
3	670.22	-70.11	-54.00	-16.11	5.70	-75.81

Note 1: Measured Value (dBm) = Reading (dBm) + Factor (dB)
Note 2: Margin (dB) = Measured Value (dBm) – Limit (dBm)

Modulation	ax HE20_OFDMA	**Test Freq. (MHz)**	5825
Polarization	Horizontal		

Test By :Ryan Lee Temperature:25 Humidity(%):66

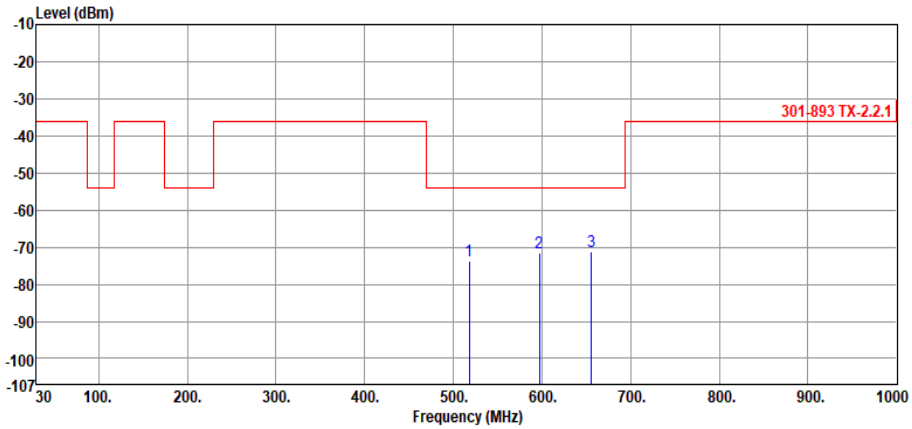

	Freq.	Measured value	Limit	Margin	Factor	Reading
	MHz	dBm	dBm	dB	dB	dBm
1	517.66	-73.88	-54.00	-19.88	3.22	-77.10
2	596.78	-71.44	-54.00	-17.44	4.88	-76.32
3	655.99	-71.23	-54.00	-17.23	5.78	-77.01

Note 1: Measured Value (dBm) = Reading (dBm) + Factor (dB)
Note 2: Margin (dB) = Measured Value (dBm) – Limit (dBm)

Modulation	ax HE20_OFDMA	**Test Freq. (MHz)**	5825
Polarization	Vertical		

Test By :Ryan Lee Temperature:25 Humidity(%):66

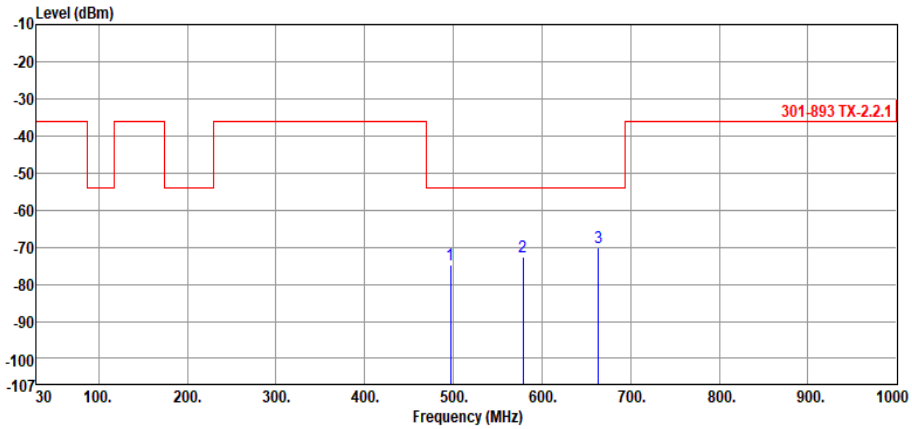

	Freq.	Measured value	Limit	Margin	Factor	Reading
	MHz	dBm	dBm	dB	dB	dBm
1	496.88	-74.77	-54.00	-20.77	2.65	-77.42
2	578.47	-72.73	-54.00	-18.73	4.69	-77.42
3	664.00	-70.00	-54.00	-16.00	5.41	-75.41

Note 1: Measured Value (dBm) = Reading (dBm) + Factor (dB)
Note 2: Margin (dB) = Measured Value (dBm) – Limit (dBm)

Emissions (Above 1GHz)

Modulation	11a	**Test Freq. (MHz)**	5180
Polarization	Horizontal		

Test By :Ryan Lee Temperature:23 Humidity(%):64

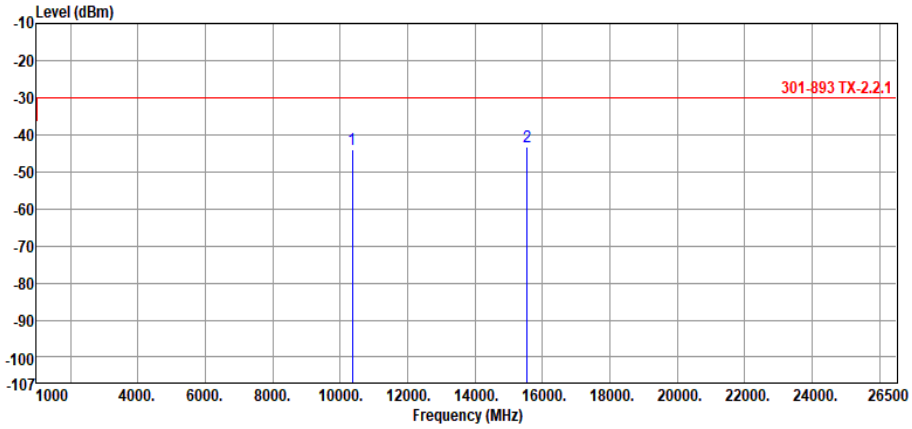

	Freq.	Measured value	Limit	Margin	Factor	Reading
	MHz	dBm	dBm	dB	dB	dBm
1	10352.88	-44.14	-30.00	-14.14	20.30	-64.44
2	15542.83	-43.23	-30.00	-13.23	19.94	-63.17

Note 1: Measured Value (dBm) = Reading (dBm) + Factor (dB)
Note 2: Margin (dB) = Measured Value (dBm) – Limit (dBm)

Modulation	11a	**Test Freq. (MHz)**	5180
Polarization	Vertical		

Test By :Ryan Lee Temperature:23 Humidity(%):64

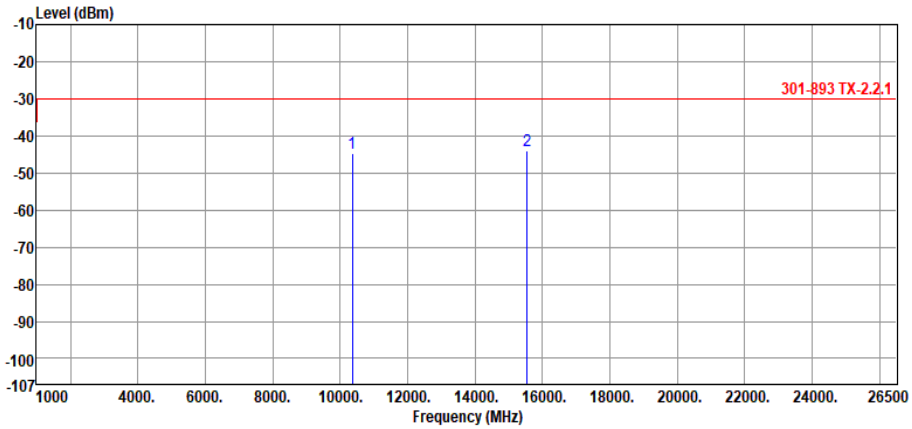

	Freq.	Measured value	Limit	Margin	Factor	Reading
	MHz	dBm	dBm	dB	dB	dBm
1	10366.36	-44.70	-30.00	-14.70	20.18	-64.88
2	15545.28	-43.92	-30.00	-13.92	20.32	-64.24

Note 1: Measured Value (dBm) = Reading (dBm) + Factor (dB)
Note 2: Margin (dB) = Measured Value (dBm) – Limit (dBm)

Modulation	11a	**Test Freq. (MHz)**	5320
Polarization	Horizontal		

Test By :Ryan Lee Temperature:23 Humidity(%):64

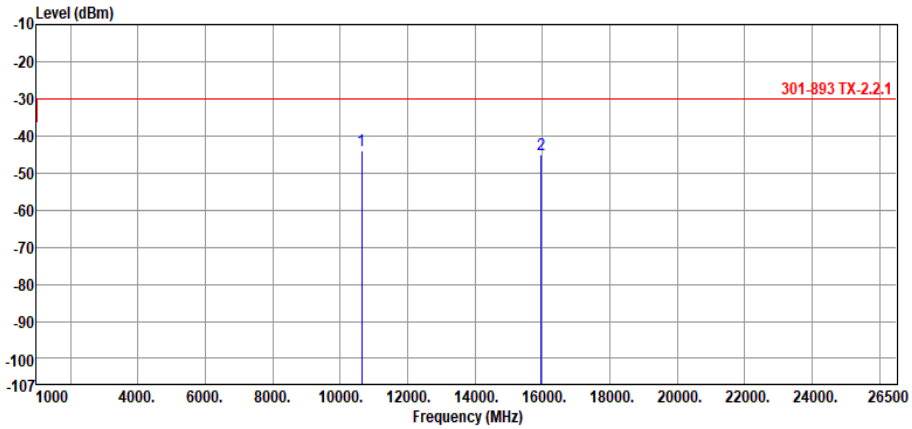

	Freq.	Measured value	Limit	Margin	Factor	Reading
	MHz	dBm	dBm	dB	dB	dBm
1	10637.25	-44.00	-30.00	-14.00	21.04	-65.04
2	15958.01	-45.05	-30.00	-15.05	19.37	-64.42

Note 1: Measured Value (dBm) = Reading (dBm) + Factor (dB)
Note 2: Margin (dB) = Measured Value (dBm) – Limit (dBm)

Modulation	11a	**Test Freq. (MHz)**	5320
Polarization	Vertical		

Test By :Ryan Lee Temperature:23 Humidity(%):64

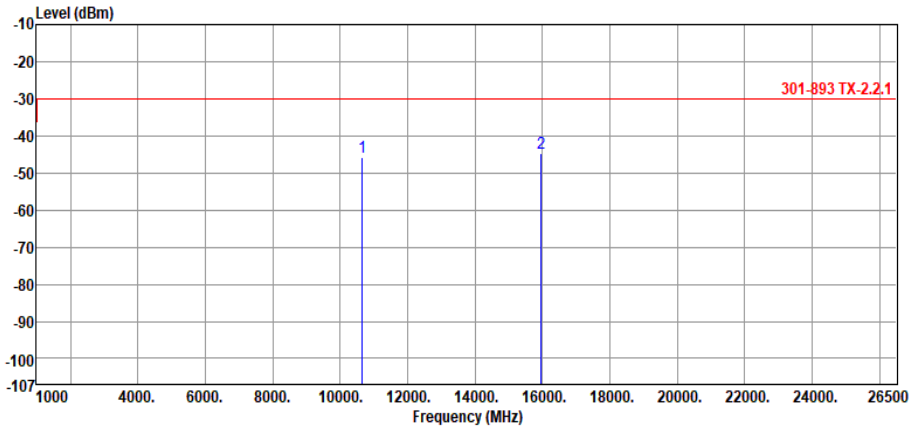

	Freq.	Measured value	Limit	Margin	Factor	Reading
	MHz	dBm	dBm	dB	dB	dBm
1	10653.70	-45.62	-30.00	-15.62	19.74	-65.36
2	15963.43	-44.84	-30.00	-14.84	19.35	-64.19

Note 1: Measured Value (dBm) = Reading (dBm) + Factor (dB)
Note 2: Margin (dB) = Measured Value (dBm) – Limit (dBm)

Modulation	11a	**Test Freq. (MHz)**	5500
Polarization	Horizontal		

Test By :Ryan Lee Temperature:23 Humidity(%):64

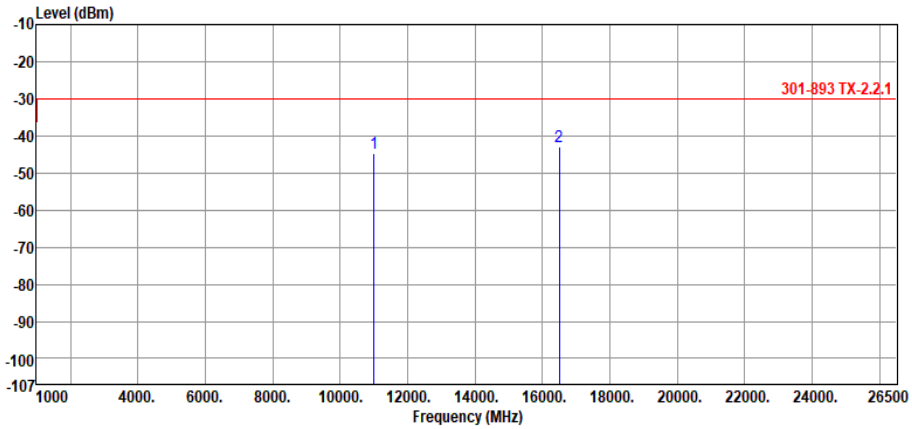

	Freq.	Measured value	Limit	Margin	Factor	Reading
	MHz	dBm	dBm	dB	dB	dBm
1	11002.35	-44.82	-30.00	-14.82	19.87	-64.69
2	16492.89	-42.79	-30.00	-12.79	20.76	-63.55

Note 1: Measured Value (dBm) = Reading (dBm) + Factor (dB)
Note 2: Margin (dB) = Measured Value (dBm) – Limit (dBm)

Modulation	11a	**Test Freq. (MHz)**	5500
Polarization	Vertical		

Test By :Ryan Lee Temperature:23 Humidity(%):64

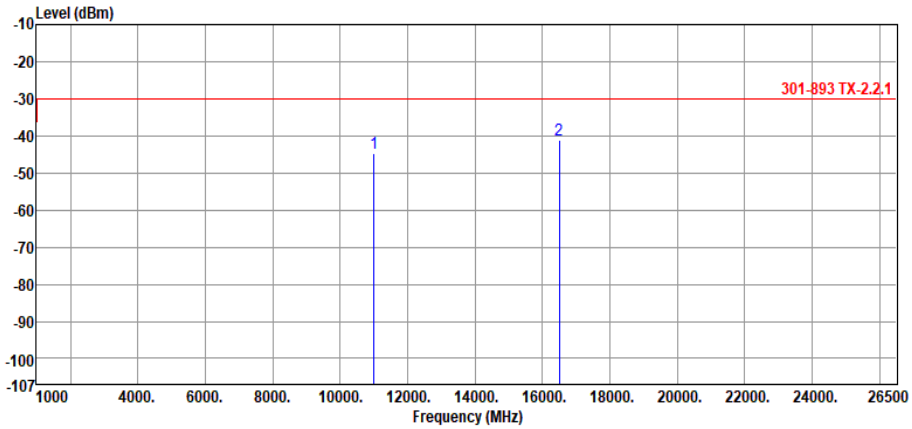

	Freq.	Measured value	Limit	Margin	Factor	Reading
	MHz	dBm	dBm	dB	dB	dBm
1	11004.84	-44.84	-30.00	-14.84	19.95	-64.79
2	16499.72	-41.21	-30.00	-11.21	21.57	-62.78

Note 1: Measured Value (dBm) = Reading (dBm) + Factor (dB)
Note 2: Margin (dB) = Measured Value (dBm) – Limit (dBm)

Modulation	11a	**Test Freq. (MHz)**	5700
Polarization	Horizontal		

Test By :Ryan Lee Temperature:23 Humidity(%):64

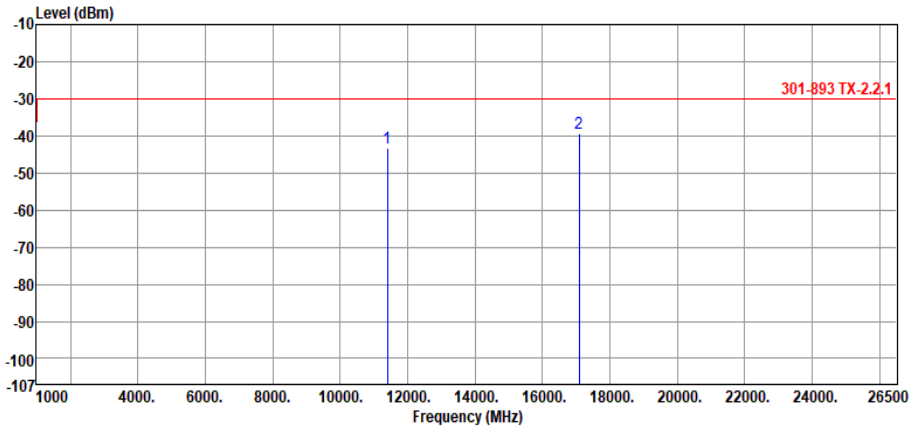

	Freq.	Measured value	Limit	Margin	Factor	Reading
	MHz	dBm	dBm	dB	dB	dBm
1	11399.16	-43.31	-30.00	-13.31	21.76	-65.07
2	17083.06	-39.47	-30.00	-9.47	23.13	-62.60

Note 1: Measured Value (dBm) = Reading (dBm) + Factor (dB)
Note 2: Margin (dB) = Measured Value (dBm) – Limit (dBm)

Modulation	11a	**Test Freq. (MHz)**	5700
Polarization	Vertical		

Test By :Ryan Lee Temperature:23 Humidity(%):64

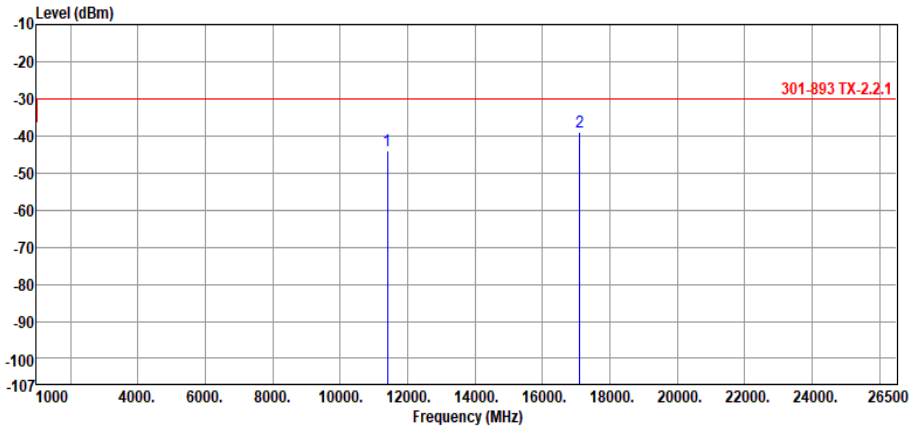

	Freq.	Measured value	Limit	Margin	Factor	Reading
	MHz	dBm	dBm	dB	dB	dBm
1	11404.79	-43.87	-30.00	-13.87	21.09	-64.96
2	17107.75	-39.00	-30.00	-9.00	23.80	-62.80

Note 1: Measured Value (dBm) = Reading (dBm) + Factor (dB)
Note 2: Margin (dB) = Measured Value (dBm) – Limit (dBm)

Modulation	11a	**Test Freq. (MHz)**	5720
Polarization	Horizontal		

Test By :Ryan Lee Temperature:25 Humidity(%):66

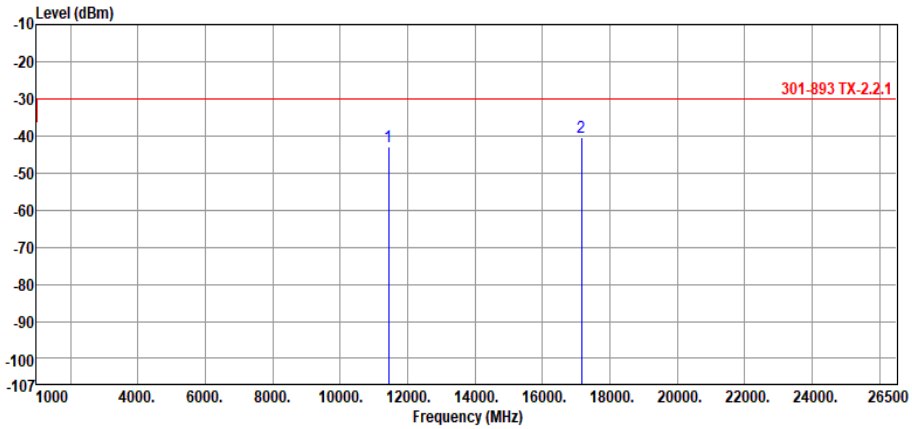

	Freq.	Measured value	Limit	Margin	Factor	Reading
	MHz	dBm	dBm	dB	dB	dBm
1	11441.06	-42.86	-30.00	-12.86	21.69	-64.55
2	17152.09	-40.34	-30.00	-10.34	23.28	-63.62

Note 1: Measured Value (dBm) = Reading (dBm) + Factor (dB)
Note 2: Margin (dB) = Measured Value (dBm) – Limit (dBm)

Modulation	11a	**Test Freq. (MHz)**	5720
Polarization	Vertical		

Test By :Ryan Lee Temperature:25 Humidity(%):66

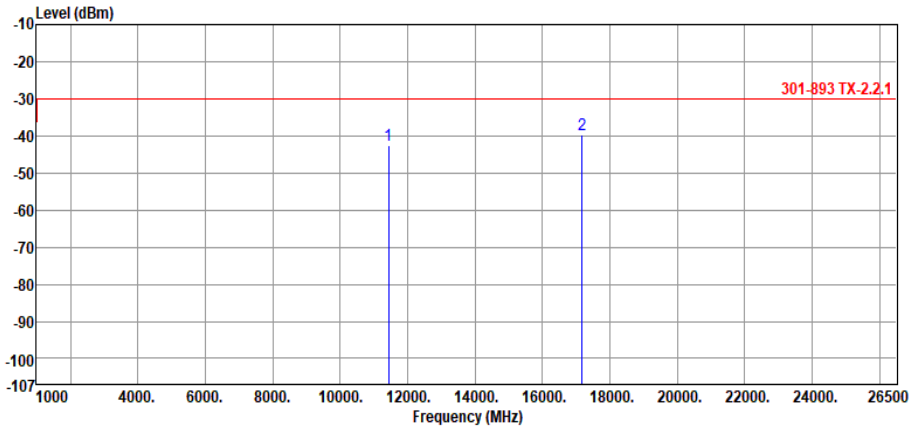

	Freq.	Measured value	Limit	Margin	Factor	Reading
	MHz	dBm	dBm	dB	dB	dBm
1	11440.60	-42.64	-30.00	-12.64	20.94	-63.58
2	17173.75	-39.84	-30.00	-9.84	23.49	-63.33

Note 1: Measured Value (dBm) = Reading (dBm) + Factor (dB)
Note 2: Margin (dB) = Measured Value (dBm) – Limit (dBm)

Modulation	11a	**Test Freq. (MHz)**	5825
Polarization	Horizontal		

Test By :Ryan Lee Temperature:25 Humidity(%):66

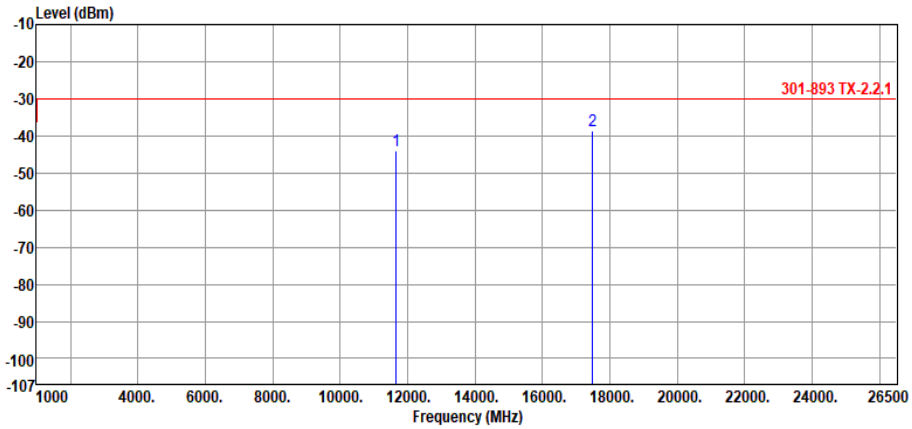

	Freq.	Measured value	Limit	Margin	Factor	Reading
	MHz	dBm	dBm	dB	dB	dBm
1	11657.55	-43.97	-30.00	-13.97	20.13	-64.10
2	17492.46	-38.56	-30.00	-8.56	25.21	-63.77

Note 1: Measured Value (dBm) = Reading (dBm) + Factor (dB)
Note 2: Margin (dB) = Measured Value (dBm) – Limit (dBm)

Modulation	11a	**Test Freq. (MHz)**	5825
Polarization	Vertical		

Test By :Ryan Lee Temperature:25 Humidity(%):66

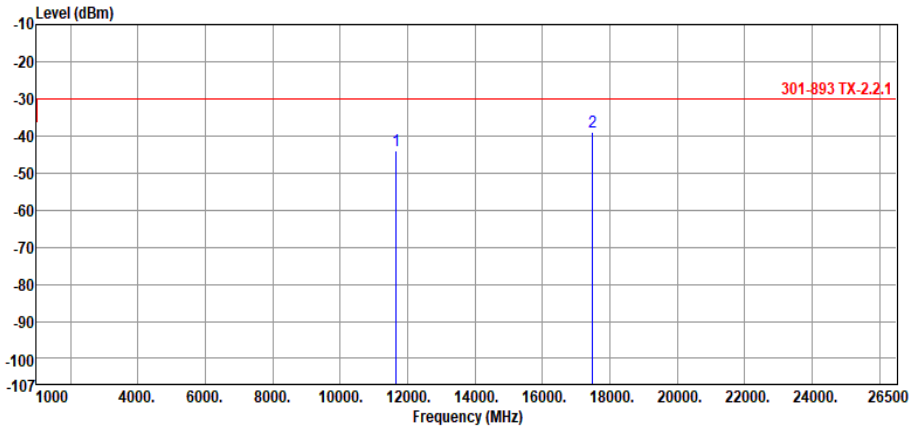

	Freq.	Measured value	Limit	Margin	Factor	Reading
	MHz	dBm	dBm	dB	dB	dBm
1	11653.87	-43.91	-30.00	-13.91	20.60	-64.51
2	17484.38	-38.90	-30.00	-8.90	25.16	-64.06

Note 1: Measured Value (dBm) = Reading (dBm) + Factor (dB)
Note 2: Margin (dB) = Measured Value (dBm) – Limit (dBm)

Modulation	ax HE20_OFDMA	**Test Freq. (MHz)**	5180
Polarization	Horizontal		

Test By :Ryan Lee Temperature:23 Humidity(%):64

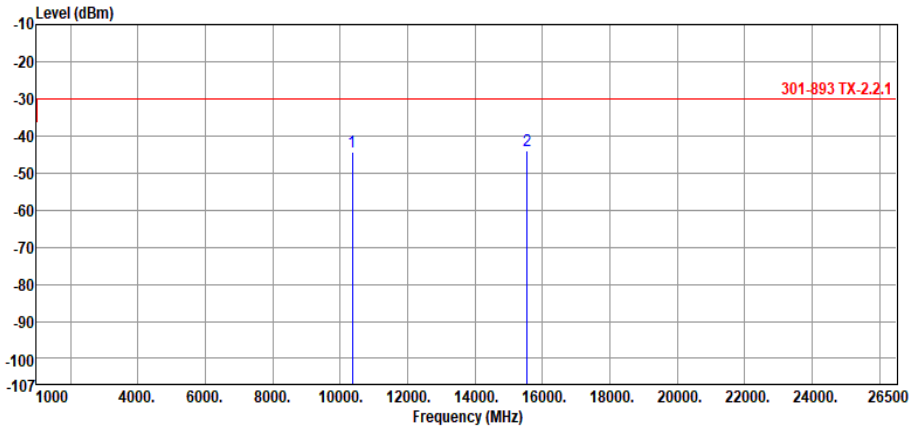

	Freq.	Measured value	Limit	Margin	Factor	Reading
	MHz	dBm	dBm	dB	dB	dBm
1	10354.90	-44.30	-30.00	-14.30	20.30	-64.60
2	15539.55	-43.96	-30.00	-13.96	19.94	-63.90

Note 1: Measured Value (dBm) = Reading (dBm) + Factor (dB)
Note 2: Margin (dB) = Measured Value (dBm) – Limit (dBm)

Modulation	ax HE20_OFDMA	**Test Freq. (MHz)**	5180
Polarization	Vertical		

Test By :Ryan Lee Temperature:23 Humidity(%):64

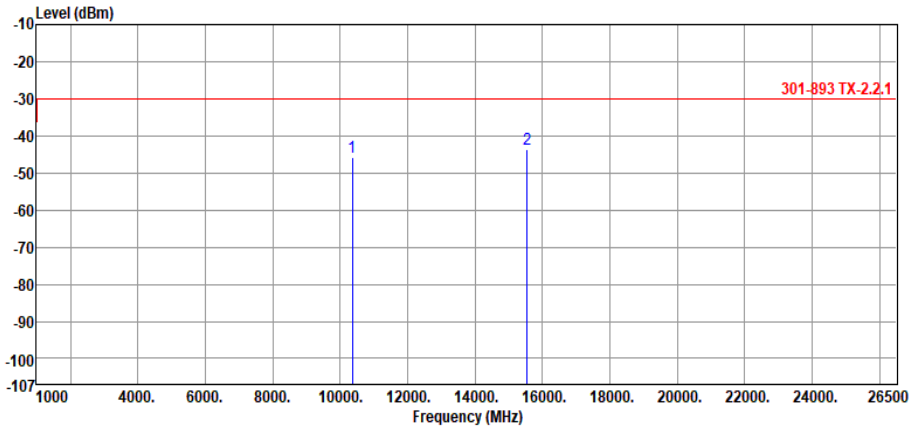

	Freq.	Measured value	Limit	Margin	Factor	Reading
	MHz	dBm	dBm	dB	dB	dBm
1	10357.67	-45.77	-30.00	-15.77	20.23	-66.00
2	15539.68	-43.51	-30.00	-13.51	20.36	-63.87

Note 1: Measured Value (dBm) = Reading (dBm) + Factor (dB)
Note 2: Margin (dB) = Measured Value (dBm) – Limit (dBm)

Modulation	ax HE20_OFDMA	**Test Freq. (MHz)**	5320
Polarization	Horizontal		

Test By :Ryan Lee Temperature:23 Humidity(%):64

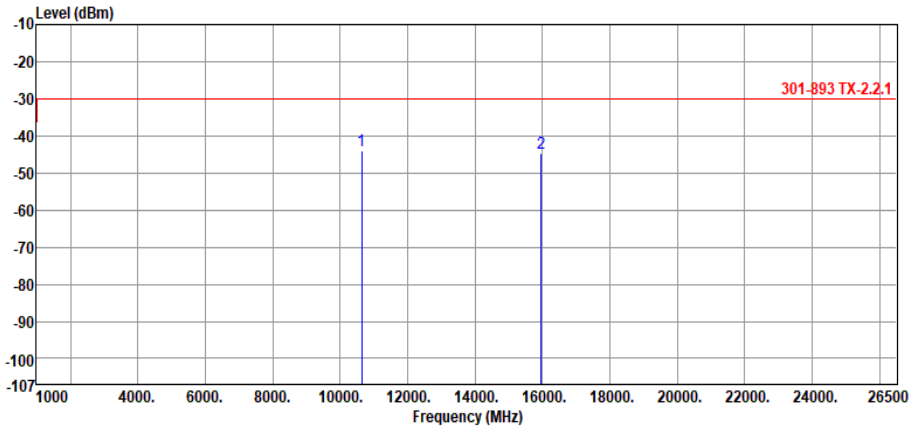

	Freq.	Measured value	Limit	Margin	Factor	Reading
	MHz	dBm	dBm	dB	dB	dBm
1	10634.78	-43.86	-30.00	-13.86	21.05	-64.91
2	15959.22	-44.66	-30.00	-14.66	19.37	-64.03

Note 1: Measured Value (dBm) = Reading (dBm) + Factor (dB)
Note 2: Margin (dB) = Measured Value (dBm) – Limit (dBm)

Modulation	ax HE20_OFDMA	**Test Freq. (MHz)**	5320
Polarization	Vertical		

Test By :Ryan Lee Temperature:23 Humidity(%):64

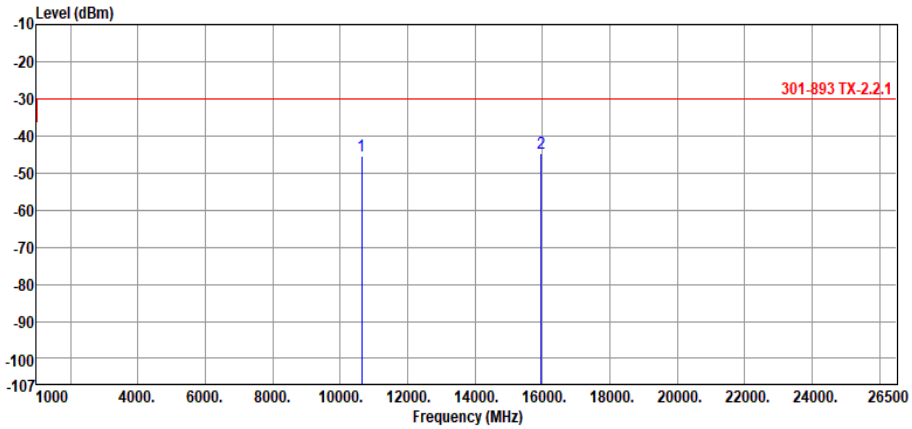

	Freq.	Measured value	Limit	Margin	Factor	Reading
	MHz	dBm	dBm	dB	dB	dBm
1	10645.79	-45.61	-30.00	-15.61	19.65	-65.26
2	15955.92	-44.73	-30.00	-14.73	19.47	-64.20

Note 1: Measured Value (dBm) = Reading (dBm) + Factor (dB)
Note 2: Margin (dB) = Measured Value (dBm) – Limit (dBm)

Modulation	ax HE20_OFDMA	**Test Freq. (MHz)**	5500
Polarization	Horizontal		

Test By :Ryan Lee Temperature:23 Humidity(%):64

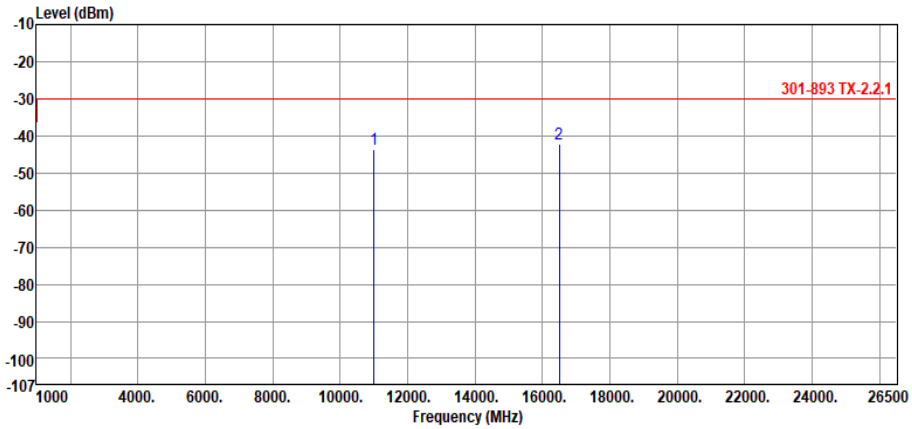

	Freq.	Measured value	Limit	Margin	Factor	Reading
	MHz	dBm	dBm	dB	dB	dBm
1	11000.33	-43.49	-30.00	-13.49	19.84	-63.33
2	16499.65	-42.09	-30.00	-12.09	20.75	-62.84

Note 1: Measured Value (dBm) = Reading (dBm) + Factor (dB)
Note 2: Margin (dB) = Measured Value (dBm) – Limit (dBm)

Modulation	ax HE20_OFDMA	**Test Freq. (MHz)**	5500
Polarization	Vertical		

Test By :Ryan Lee Temperature:23 Humidity(%):64

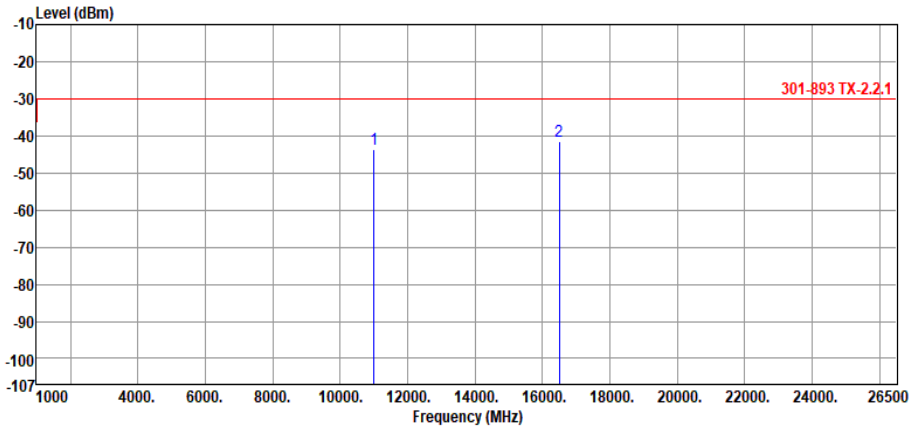

	Freq.	Measured value	Limit	Margin	Factor	Reading
	MHz	dBm	dBm	dB	dB	dBm
1	10995.82	-43.72	-30.00	-13.72	19.92	-63.64
2	16499.77	-41.32	-30.00	-11.32	21.57	-62.89

Note 1: Measured Value (dBm) = Reading (dBm) + Factor (dB)
Note 2: Margin (dB) = Measured Value (dBm) – Limit (dBm)

Modulation	ax HE20_OFDMA	**Test Freq. (MHz)**	5700
Polarization	Horizontal		

Test By :Ryan Lee Temperature:23 Humidity(%):64

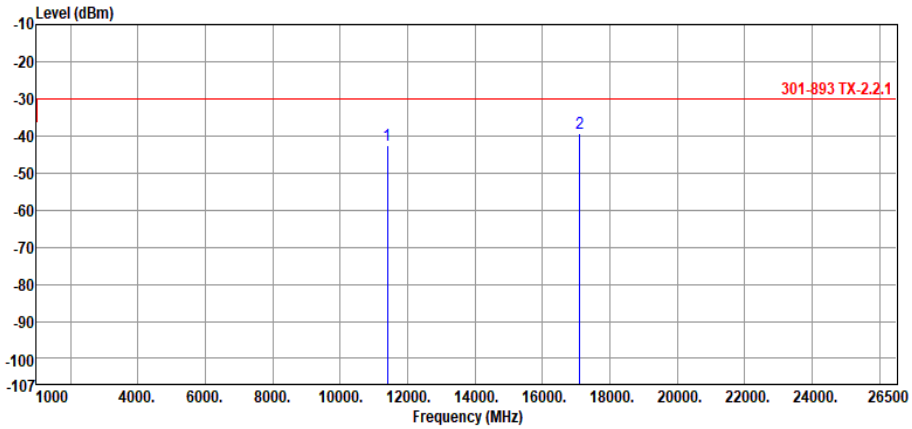

	Freq.	Measured value	Limit	Margin	Factor	Reading
	MHz	dBm	dBm	dB	dB	dBm
1	11400.34	-42.71	-30.00	-12.71	21.77	-64.48
2	17099.60	-39.48	-30.00	-9.48	23.20	-62.68

Note 1: Measured Value (dBm) = Reading (dBm) + Factor (dB)
Note 2: Margin (dB) = Measured Value (dBm) – Limit (dBm)

Modulation	ax HE20_OFDMA	**Test Freq. (MHz)**	5700
Polarization	Vertical		

Test By :Ryan Lee Temperature:23 Humidity(%):64

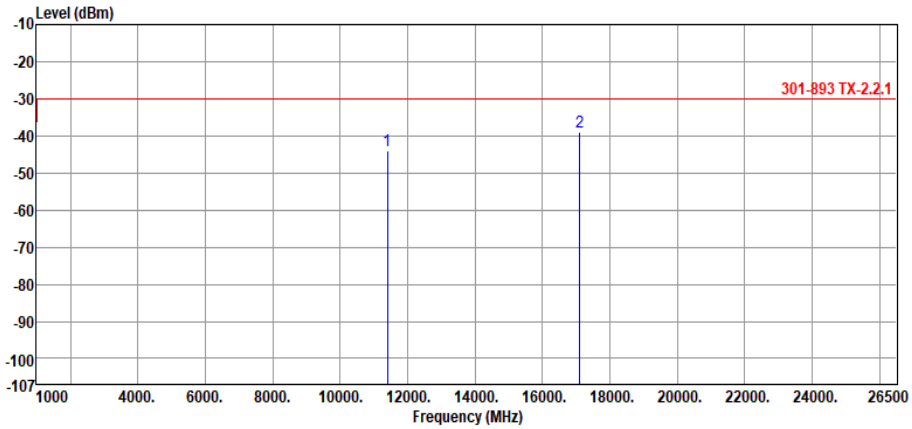

	Freq.	Measured value	Limit	Margin	Factor	Reading
	MHz	dBm	dBm	dB	dB	dBm
1	11399.61	-43.84	-30.00	-13.84	21.11	-64.95
2	17100.08	-39.07	-30.00	-9.07	23.82	-62.89

Note 1: Measured Value (dBm) = Reading (dBm) + Factor (dB)
Note 2: Margin (dB) = Measured Value (dBm) – Limit (dBm)

Modulation	ax HE20_OFDMA	**Test Freq. (MHz)**	5720
Polarization	Horizontal		

Test By :Ryan Lee Temperature:25 Humidity(%):66

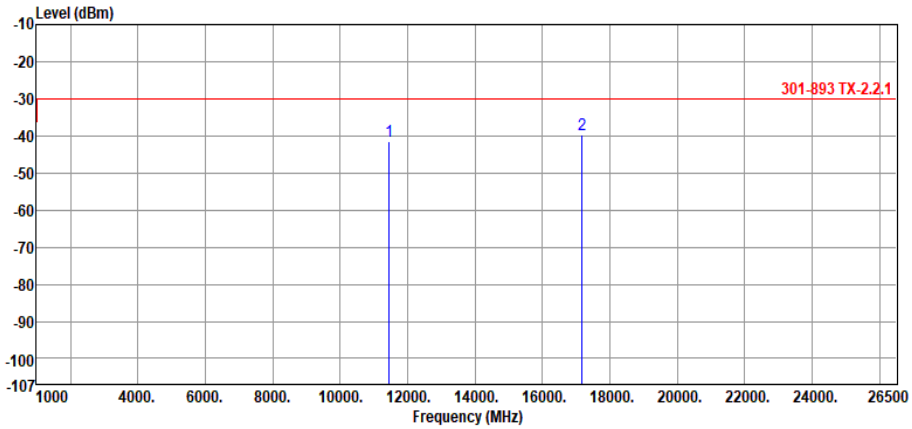

	Freq.	Measured value	Limit	Margin	Factor	Reading
	MHz	dBm	dBm	dB	dB	dBm
1	11448.08	-41.61	-30.00	-11.61	21.68	-63.29
2	17165.67	-39.74	-30.00	-9.74	23.30	-63.04

Note 1: Measured Value (dBm) = Reading (dBm) + Factor (dB)
Note 2: Margin (dB) = Measured Value (dBm) – Limit (dBm)

Modulation	ax HE20_OFDMA	**Test Freq. (MHz)**	5720
Polarization	Vertical		

Test By :Ryan Lee Temperature:25 Humidity(%):66

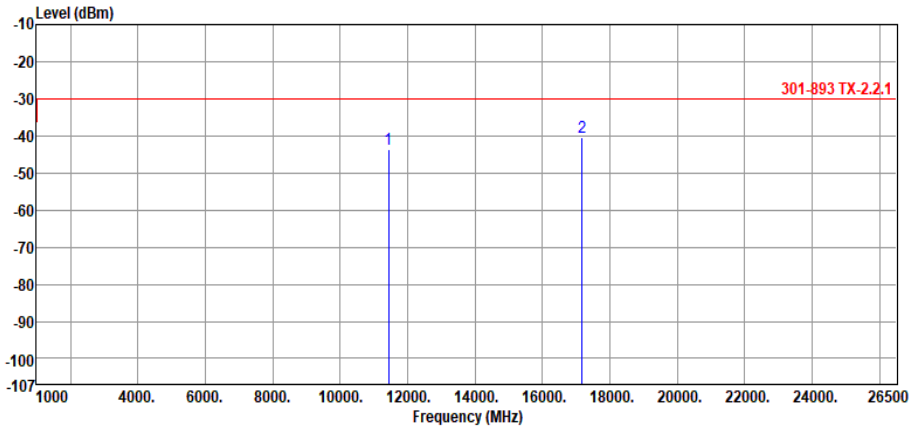

	Freq.	Measured value	Limit	Margin	Factor	Reading
	MHz	dBm	dBm	dB	dB	dBm
1	11440.95	-43.73	-30.00	-13.73	20.94	-64.67
2	17166.33	-40.26	-30.00	-10.26	23.53	-63.79

Note 1: Measured Value (dBm) = Reading (dBm) + Factor (dB)
Note 2: Margin (dB) = Measured Value (dBm) – Limit (dBm)

Modulation	ax HE20_OFDMA	**Test Freq. (MHz)**	5825
Polarization	Horizontal		

Test By :Ryan Lee Temperature:25 Humidity(%):66

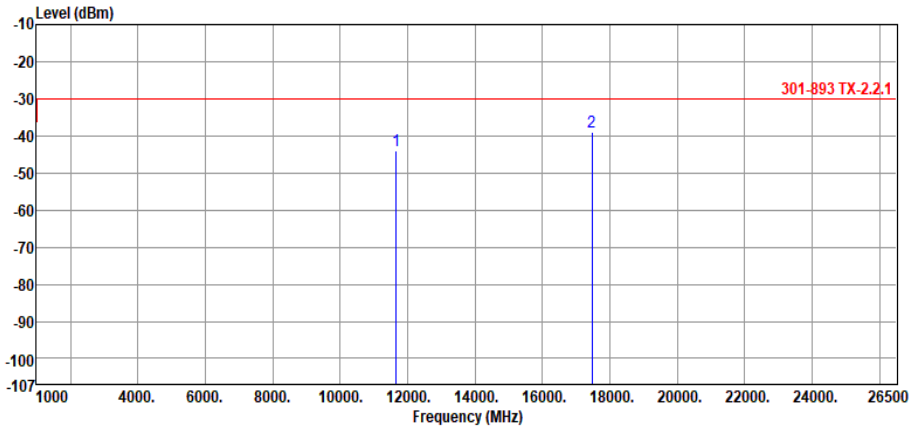

	Freq.	Measured value	Limit	Margin	Factor	Reading
	MHz	dBm	dBm	dB	dB	dBm
1	11656.66	-44.06	-30.00	-14.06	20.15	-64.21
2	17466.38	-39.09	-30.00	-9.09	25.42	-64.51

Note 1: Measured Value (dBm) = Reading (dBm) + Factor (dB)
Note 2: Margin (dB) = Measured Value (dBm) – Limit (dBm)

Modulation	ax HE20_OFDMA	**Test Freq. (MHz)**	5825
Polarization	Vertical		

Test By :Ryan Lee Temperature:25 Humidity(%):66

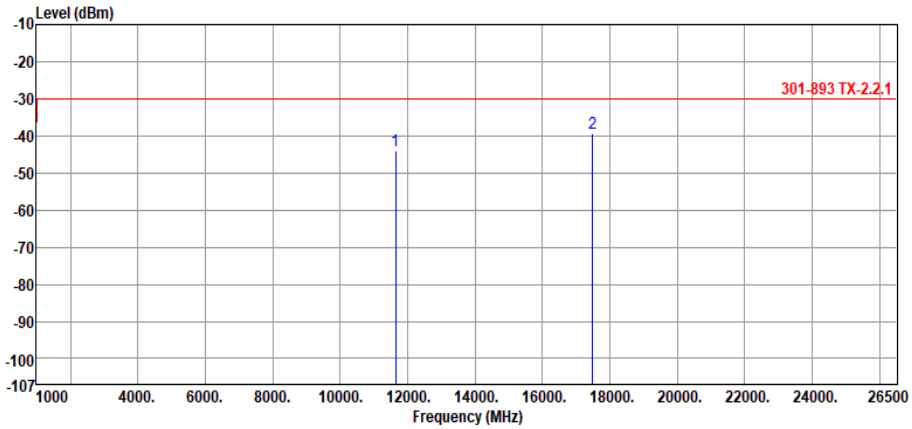

	Freq.	Measured value	Limit	Margin	Factor	Reading
	MHz	dBm	dBm	dB	dB	dBm
1	11641.74	-44.17	-30.00	-14.17	20.55	-64.72
2	17490.25	-39.22	-30.00	-9.22	25.19	-64.41

Note 1: Measured Value (dBm) = Reading (dBm) + Factor (dB)
Note 2: Margin (dB) = Measured Value (dBm) – Limit (dBm)

partial RU configuration

Emissions (Below 1GHz)

Modulation	ax HE20_OFDMA RU106	**Test Freq. (MHz)**	5180
Polarization	Horizontal		

Test By :Ryan Lee Temperature:23 Humidity(%):64

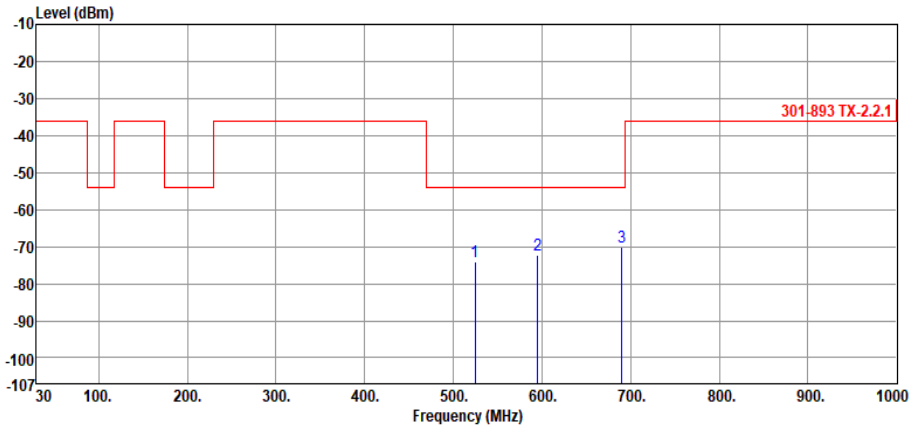

	Freq.	Measured value	Limit	Margin	Factor	Reading
	MHz	dBm	dBm	dB	dB	dBm
1	524.44	-74.12	-54.00	-20.12	3.12	-77.24
2	595.00	-72.39	-54.00	-18.39	4.89	-77.28
3	689.89	-70.00	-54.00	-16.00	6.27	-76.27

Note 1: Measured Value (dBm) = Reading (dBm) + Factor (dB)
Note 2: Margin (dB) = Measured Value (dBm) – Limit (dBm)

Modulation	ax HE20_OFDMA RU106	**Test Freq. (MHz)**	5180
Polarization	Vertical		

Test By :Ryan Lee Temperature:23 Humidity(%):64

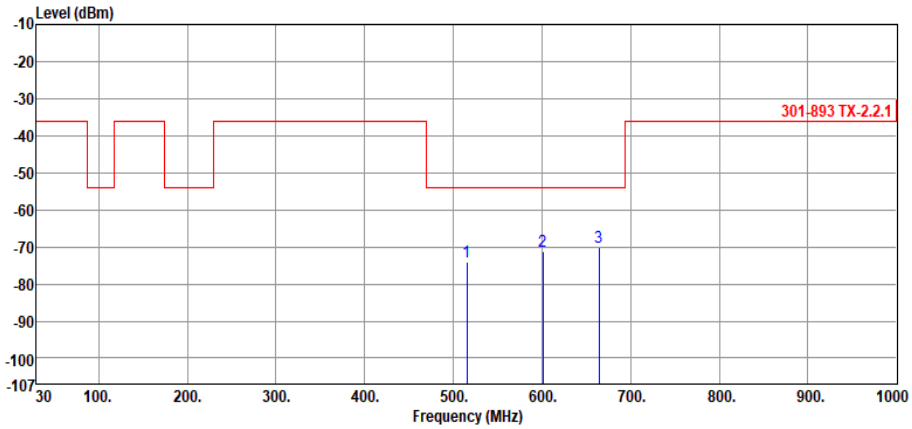

	Freq.	Measured value	Limit	Margin	Factor	Reading
	MHz	dBm	dBm	dB	dB	dBm
1	515.50	-74.22	-54.00	-20.22	3.09	-77.31
2	601.12	-71.33	-54.00	-17.33	5.24	-76.57
3	664.15	-70.10	-54.00	-16.10	5.41	-75.51

Note 1: Measured Value (dBm) = Reading (dBm) + Factor (dB)
Note 2: Margin (dB) = Measured Value (dBm) – Limit (dBm)

Modulation	ax HE20_OFDMA RU106	**Test Freq. (MHz)**	5320
Polarization	Horizontal		

Test By :Ryan Lee Temperature:23 Humidity(%):64

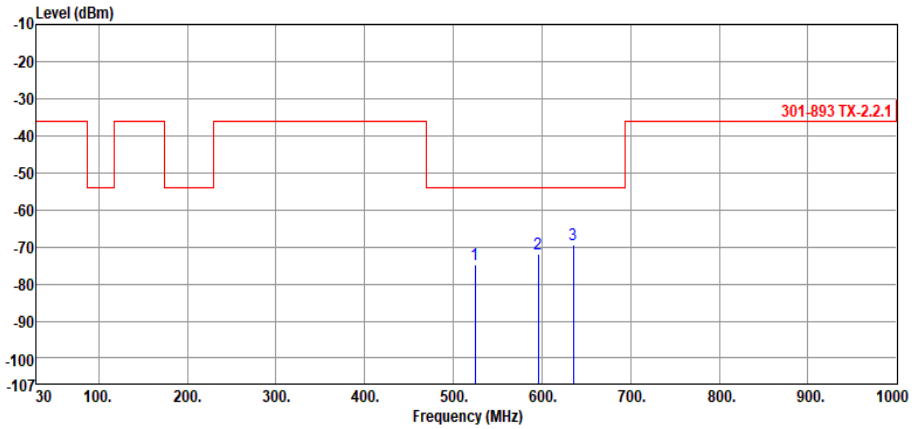

	Freq.	Measured value	Limit	Margin	Factor	Reading
	MHz	dBm	dBm	dB	dB	dBm
1	524.57	-74.71	-54.00	-20.71	3.11	-77.82
2	595.91	-72.10	-54.00	-18.10	4.89	-76.99
3	635.20	-69.30	-54.00	-15.30	5.09	-74.39

Note 1: Measured Value (dBm) = Reading (dBm) + Factor (dB)
Note 2: Margin (dB) = Measured Value (dBm) – Limit (dBm)

Modulation	ax HE20_OFDMA RU106	**Test Freq. (MHz)**	5320
Polarization	Vertical		

Test By :Ryan Lee Temperature:23 Humidity(%):64

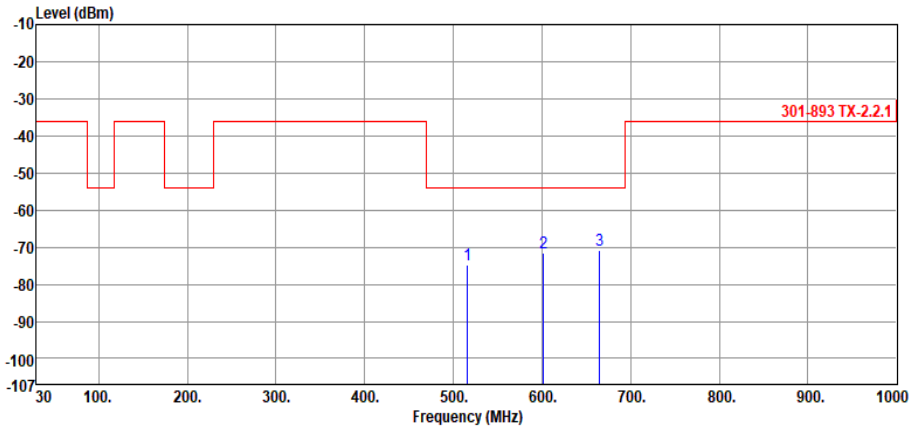

	Freq.	Measured value	Limit	Margin	Factor	Reading
	MHz	dBm	dBm	dB	dB	dBm
1	515.95	-74.81	-54.00	-20.81	3.14	-77.95
2	601.41	-71.57	-54.00	-17.57	5.24	-76.81
3	664.89	-70.80	-54.00	-16.80	5.41	-76.21

Note 1: Measured Value (dBm) = Reading (dBm) + Factor (dB)
Note 2: Margin (dB) = Measured Value (dBm) – Limit (dBm)

Modulation	ax HE20_OFDMA RU106	**Test Freq. (MHz)**	5500
Polarization	Horizontal		

Test By :Ryan Lee Temperature:23 Humidity(%):64

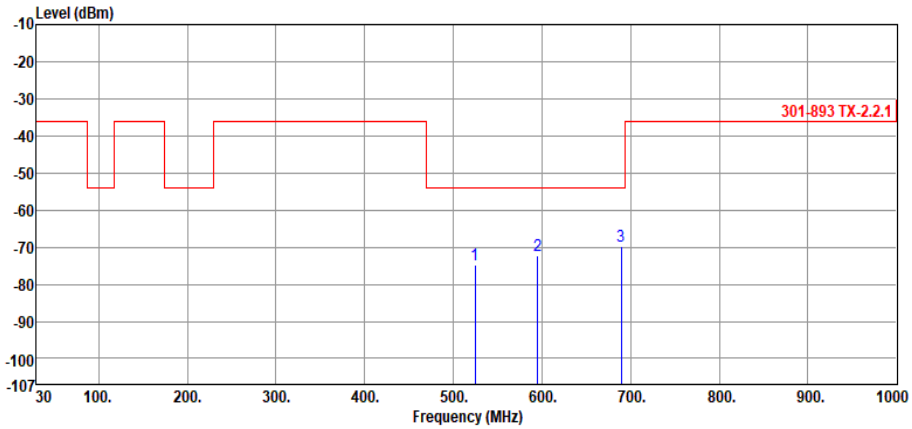

	Freq.	Measured value	Limit	Margin	Factor	Reading
	MHz	dBm	dBm	dB	dB	dBm
1	524.55	-74.68	-54.00	-20.68	3.11	-77.79
2	595.11	-72.22	-54.00	-18.22	4.89	-77.11
3	689.44	-69.88	-54.00	-15.88	6.27	-76.15

Note 1: Measured Value (dBm) = Reading (dBm) + Factor (dB)
Note 2: Margin (dB) = Measured Value (dBm) – Limit (dBm)

Modulation	ax HE20_OFDMA RU106	**Test Freq. (MHz)**	5500
Polarization	Vertical		

Test By :Ryan Lee Temperature:23 Humidity(%):64

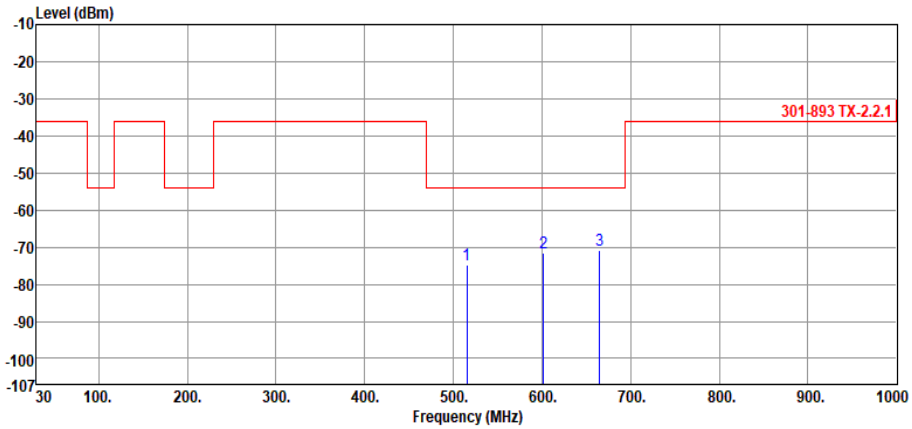

	Freq.	Measured value	Limit	Margin	Factor	Reading
	MHz	dBm	dBm	dB	dB	dBm
1	515.08	-74.88	-54.00	-20.88	3.05	-77.93
2	601.46	-71.64	-54.00	-17.64	5.24	-76.88
3	664.94	-70.88	-54.00	-16.88	5.41	-76.29

Note 1: Measured Value (dBm) = Reading (dBm) + Factor (dB)
Note 2: Margin (dB) = Measured Value (dBm) – Limit (dBm)

Modulation	ax HE20_OFDMA RU106	**Test Freq. (MHz)**	5700
Polarization	Horizontal		

Test By :Ryan Lee Temperature:23 Humidity(%):64

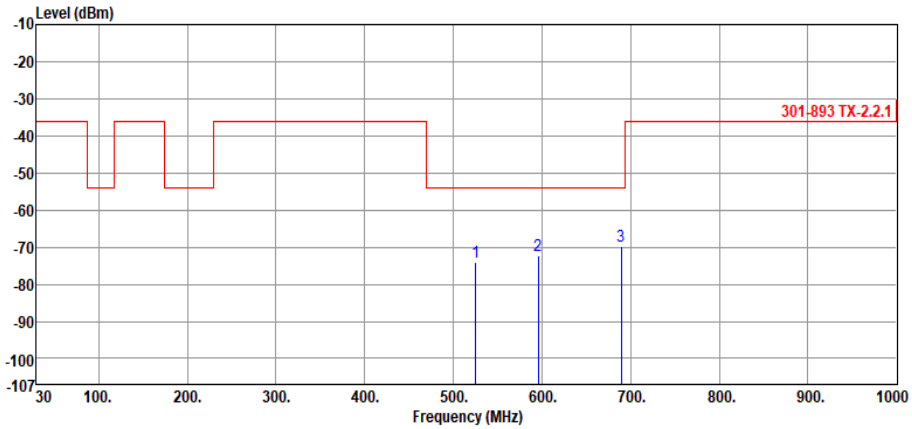

	Freq.	Measured value	Limit	Margin	Factor	Reading
	MHz	dBm	dBm	dB	dB	dBm
1	525.00	-74.19	-54.00	-20.19	3.08	-77.27
2	595.67	-72.15	-54.00	-18.15	4.89	-77.04
3	689.12	-69.88	-54.00	-15.88	6.26	-76.14

Note 1: Measured Value (dBm) = Reading (dBm) + Factor (dB)
Note 2: Margin (dB) = Measured Value (dBm) – Limit (dBm)

Modulation	ax HE20_OFDMA RU106	**Test Freq. (MHz)**	5700
Polarization	Vertical		

Test By :Ryan Lee Temperature:23 Humidity(%):64

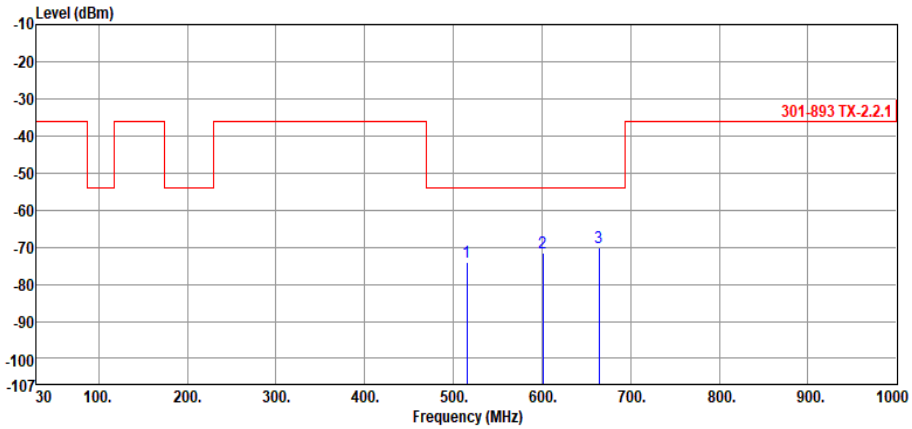

	Freq.	Measured value	Limit	Margin	Factor	Reading
	MHz	dBm	dBm	dB	dB	dBm
1	515.56	-74.22	-54.00	-20.22	3.10	-77.32
2	601.11	-71.45	-54.00	-17.45	5.24	-76.69
3	664.23	-70.11	-54.00	-16.11	5.41	-75.52

Note 1: Measured Value (dBm) = Reading (dBm) + Factor (dB)
Note 2: Margin (dB) = Measured Value (dBm) – Limit (dBm)

Modulation	ax HE20_OFDMA RU106	**Test Freq. (MHz)**	5720
Polarization	Horizontal		

Test By :Ryan Lee Temperature:25 Humidity(%):66

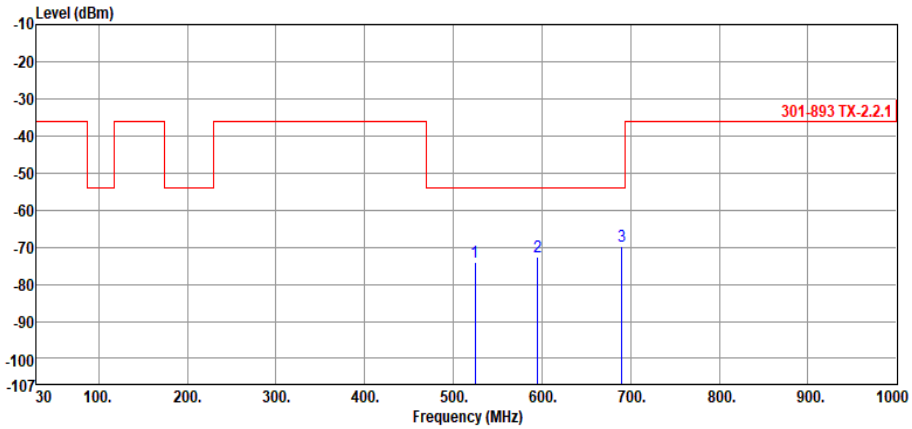

	Freq.	Measured value	Limit	Margin	Factor	Reading
	MHz	dBm	dBm	dB	dB	dBm
1	524.44	-74.22	-54.00	-20.22	3.12	-77.34
2	595.33	-72.78	-54.00	-18.78	4.89	-77.67
3	689.95	-69.75	-54.00	-15.75	6.27	-76.02

Note 1: Measured Value (dBm) = Reading (dBm) + Factor (dB)
Note 2: Margin (dB) = Measured Value (dBm) – Limit (dBm)

Modulation	ax HE20_OFDMA RU106	**Test Freq. (MHz)**	5720
Polarization	Vertical		

Test By :Ryan Lee Temperature:25 Humidity(%):66

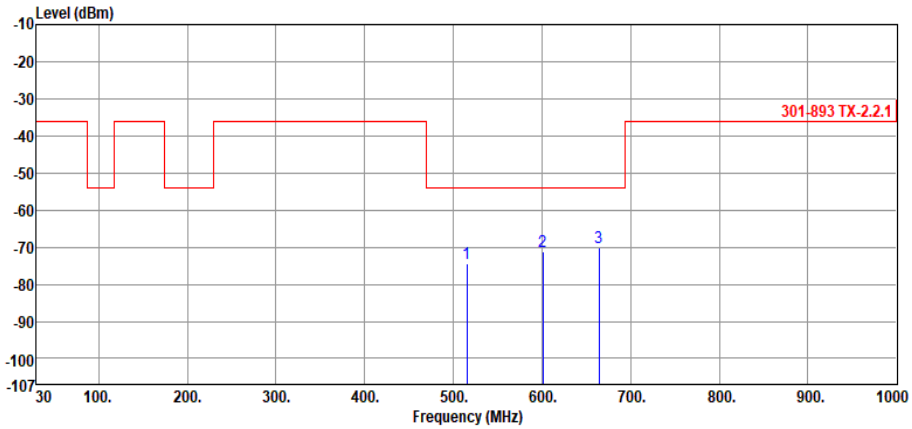

	Freq.	Measured value	Limit	Margin	Factor	Reading
	MHz	dBm	dBm	dB	dB	dBm
1	515.22	-74.33	-54.00	-20.33	3.07	-77.40
2	601.12	-71.24	-54.00	-17.24	5.24	-76.48
3	664.51	-70.21	-54.00	-16.21	5.41	-75.62

Note 1: Measured Value (dBm) = Reading (dBm) + Factor (dB)
Note 2: Margin (dB) = Measured Value (dBm) – Limit (dBm)

Modulation	ax HE20_OFDMA RU106	**Test Freq. (MHz)**	5825
Polarization	Horizontal		

Test By :Ryan Lee Temperature:25 Humidity(%):66

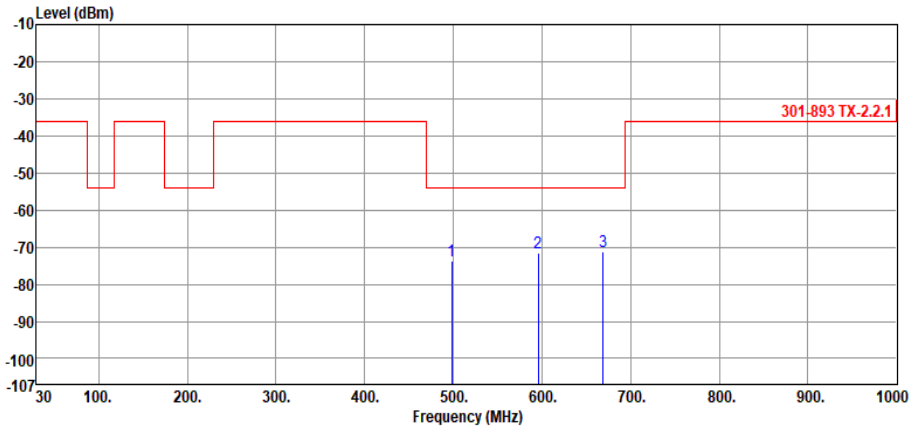

	Freq.	Measured value	Limit	Margin	Factor	Reading
	MHz	dBm	dBm	dB	dB	dBm
1	498.51	-73.81	-54.00	-19.81	2.52	-76.33
2	595.51	-71.49	-54.00	-17.49	4.89	-76.38
3	669.23	-71.11	-54.00	-17.11	5.65	-76.76

Note 1: Measured Value (dBm) = Reading (dBm) + Factor (dB)
Note 2: Margin (dB) = Measured Value (dBm) – Limit (dBm)

Modulation	ax HE20_OFDMA RU106	**Test Freq. (MHz)**	5825
Polarization	Vertical		

Test By :Ryan Lee Temperature:25 Humidity(%):66

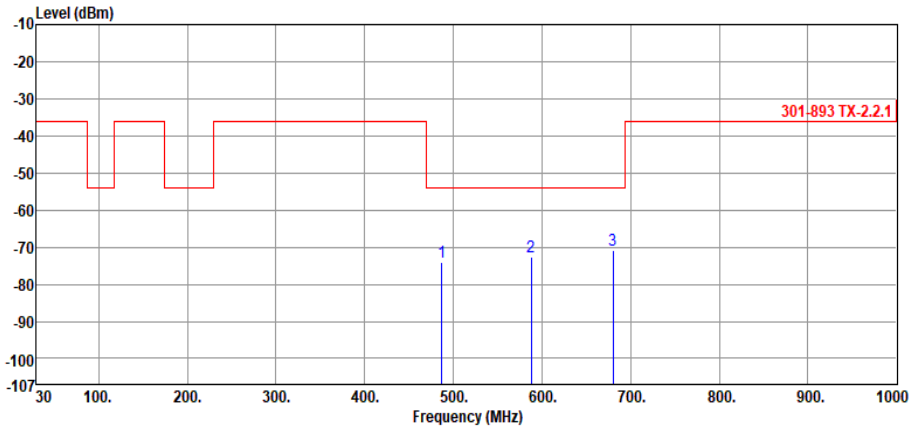

	Freq.	Measured value	Limit	Margin	Factor	Reading
	MHz	dBm	dBm	dB	dB	dBm
1	486.87	-74.21	-54.00	-20.21	2.27	-76.48
2	587.75	-72.64	-54.00	-18.64	4.78	-77.42
3	679.90	-70.96	-54.00	-16.96	6.07	-77.03

Note 1: Measured Value (dBm) = Reading (dBm) + Factor (dB)
Note 2: Margin (dB) = Measured Value (dBm) – Limit (dBm)

Emissions (Above 1GHz)

Modulation	ax HE20_OFDMA RU106	**Test Freq. (MHz)**	5180
Polarization	Horizontal		

Test By :Ryan Lee Temperature:23 Humidity(%):64

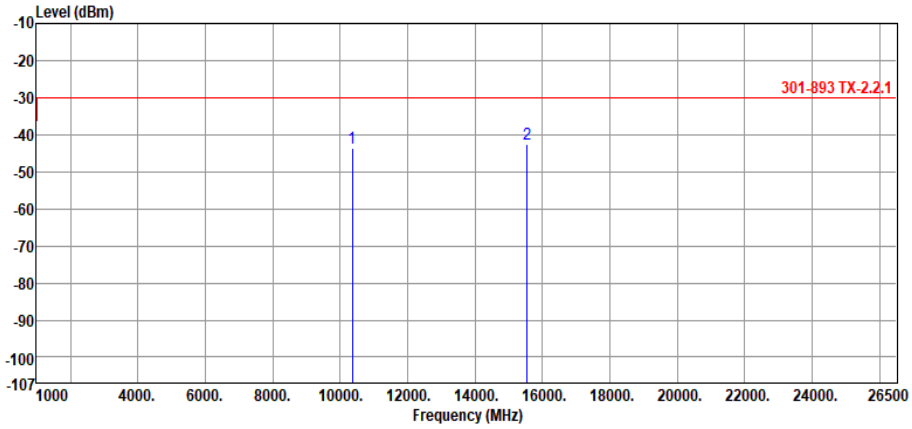

	Freq.	Measured value	Limit	Margin	Factor	Reading
	MHz	dBm	dBm	dB	dB	dBm
1	10359.50	-43.60	-30.00	-13.60	20.31	-63.91
2	15539.87	-42.40	-30.00	-12.40	19.94	-62.34

Note 1: Measured Value (dBm) = Reading (dBm) + Factor (dB)
Note 2: Margin (dB) = Measured Value (dBm) – Limit (dBm)

Modulation	ax HE20_OFDMA RU106	**Test Freq. (MHz)**	5180
Polarization	Vertical		

Test By :Ryan Lee Temperature:23 Humidity(%):64

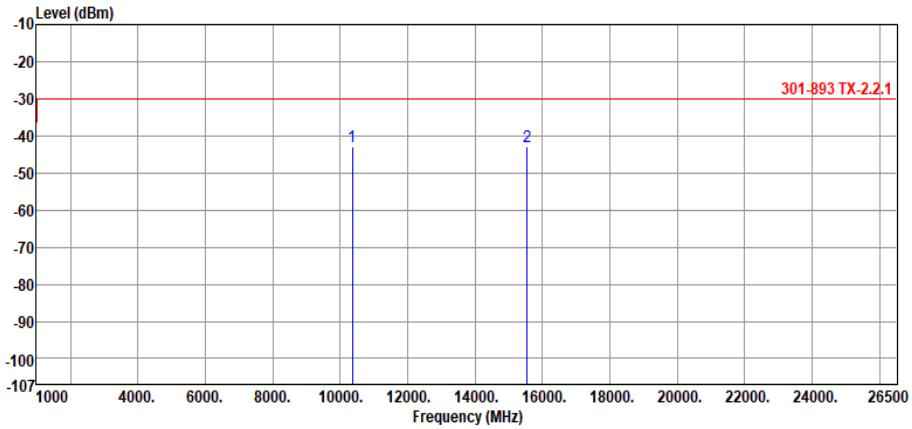

	Freq.	Measured value	Limit	Margin	Factor	Reading
	MHz	dBm	dBm	dB	dB	dBm
1	10360.22	-43.09	-30.00	-13.09	20.22	-63.31
2	15540.34	-42.77	-30.00	-12.77	20.36	-63.13

Note 1: Measured Value (dBm) = Reading (dBm) + Factor (dB)
Note 2: Margin (dB) = Measured Value (dBm) – Limit (dBm)

Modulation	ax HE20_OFDMA RU106	**Test Freq. (MHz)**	5320
Polarization	Horizontal		

Test By :Ryan Lee Temperature:23 Humidity(%):64

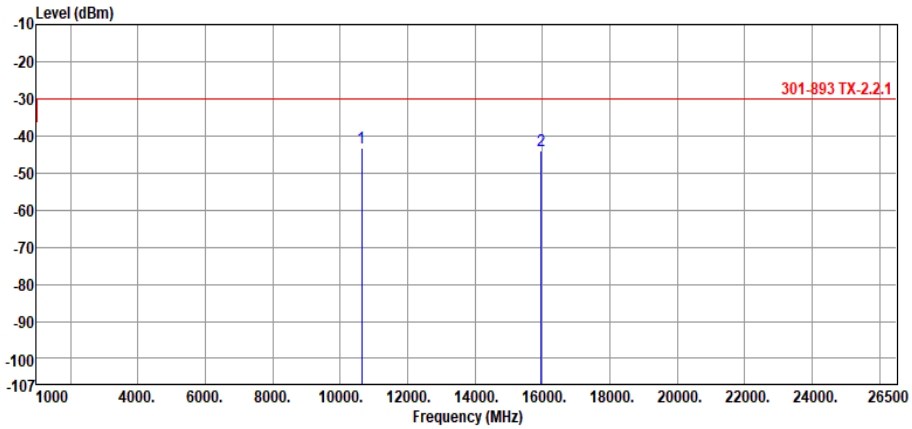

	Freq.	Measured value	Limit	Margin	Factor	Reading
	MHz	dBm	dBm	dB	dB	dBm
1	10640.02	-43.24	-30.00	-13.24	21.04	-64.28
2	15960.12	-43.84	-30.00	-13.84	19.36	-63.20

Note 1: Measured Value (dBm) = Reading (dBm) + Factor (dB)
Note 2: Margin (dB) = Measured Value (dBm) – Limit (dBm)

Modulation	ax HE20_OFDMA RU106	**Test Freq. (MHz)**	5320
Polarization	Vertical		

Test By :Ryan Lee Temperature:23 Humidity(%):64

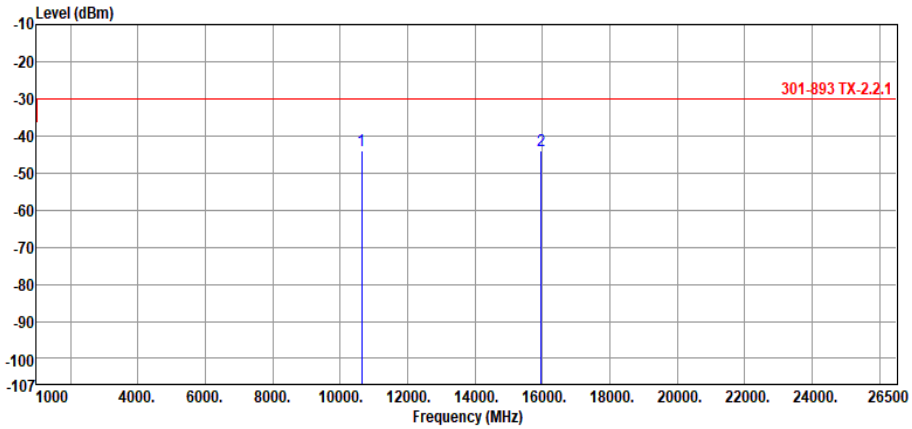

	Freq.	Measured value	Limit	Margin	Factor	Reading
	MHz	dBm	dBm	dB	dB	dBm
1	10639.99	-44.18	-30.00	-14.18	19.58	-63.76
2	15960.24	-44.02	-30.00	-14.02	19.40	-63.42

Note 1: Measured Value (dBm) = Reading (dBm) + Factor (dB)
Note 2: Margin (dB) = Measured Value (dBm) – Limit (dBm)

Modulation	ax HE20_OFDMA RU106	**Test Freq. (MHz)**	5500
Polarization	Horizontal		

Test By :Ryan Lee Temperature:23 Humidity(%):64

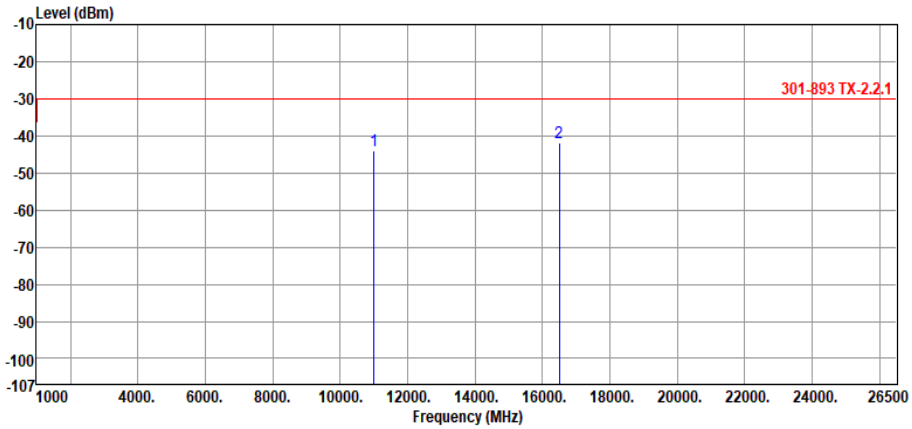

	Freq.	Measured value	Limit	Margin	Factor	Reading
	MHz	dBm	dBm	dB	dB	dBm
1	11000.05	-44.13	-30.00	-14.13	19.83	-63.96
2	16499.53	-41.80	-30.00	-11.80	20.75	-62.55

Note 1: Measured Value (dBm) = Reading (dBm) + Factor (dB)
Note 2: Margin (dB) = Measured Value (dBm) – Limit (dBm)

Modulation	ax HE20_OFDMA RU106	**Test Freq. (MHz)**	5500
Polarization	Vertical		

Test By :Ryan Lee Temperature:23 Humidity(%):64

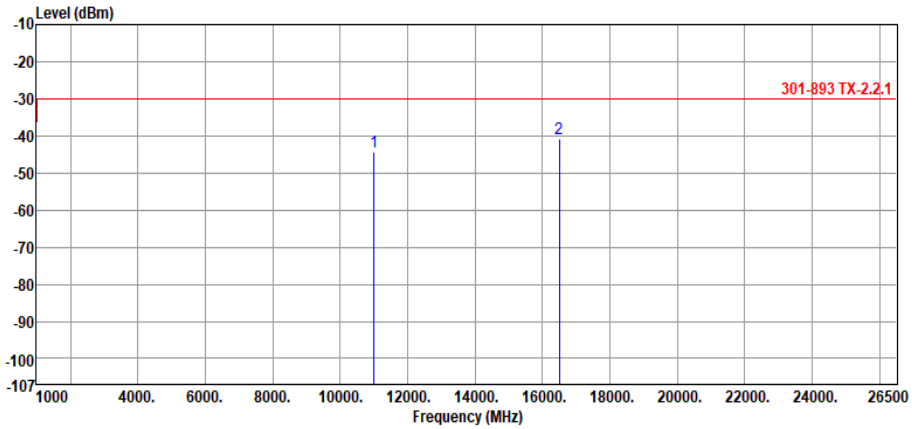

	Freq.	Measured value	Limit	Margin	Factor	Reading
	MHz	dBm	dBm	dB	dB	dBm
1	10999.95	-44.42	-30.00	-14.42	19.89	-64.31
2	16500.45	-40.95	-30.00	-10.95	21.57	-62.52

Note 1: Measured Value (dBm) = Reading (dBm) + Factor (dB)
Note 2: Margin (dB) = Measured Value (dBm) – Limit (dBm)

Modulation	ax HE20_OFDMA RU106	**Test Freq. (MHz)**	5700
Polarization	Horizontal		

Test By :Ryan Lee Temperature:23 Humidity(%):64

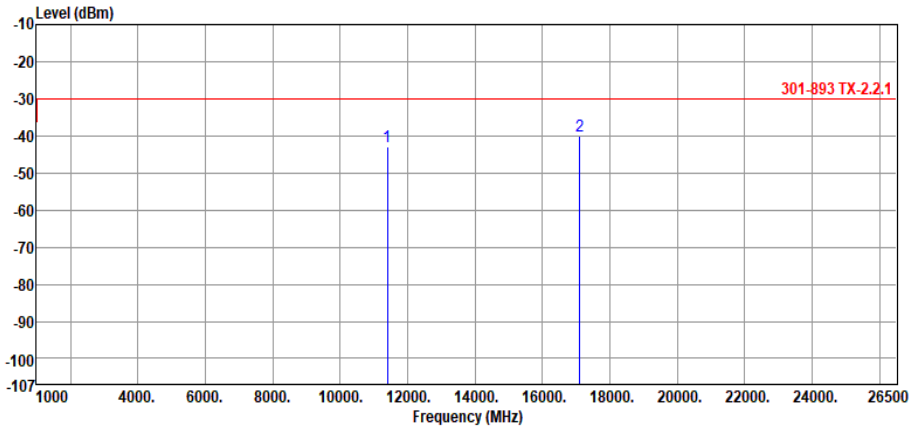

	Freq.	Measured value	Limit	Margin	Factor	Reading
	MHz	dBm	dBm	dB	dB	dBm
1	11400.31	-43.04	-30.00	-13.04	21.77	-64.81
2	17099.79	-39.90	-30.00	-9.90	23.21	-63.11

Note 1: Measured Value (dBm) = Reading (dBm) + Factor (dB)
Note 2: Margin (dB) = Measured Value (dBm) – Limit (dBm)

Modulation	ax HE20_OFDMA RU106	**Test Freq. (MHz)**	5700
Polarization	Vertical		

Test By :Ryan Lee Temperature:23 Humidity(%):64

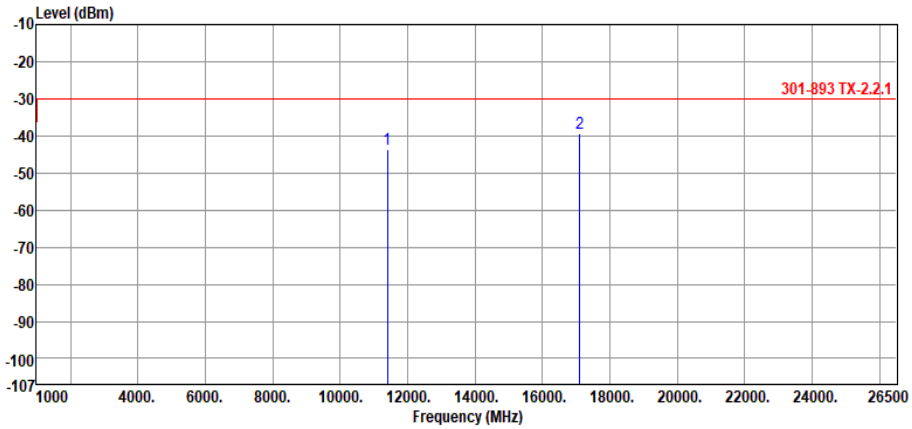

	Freq.	Measured value	Limit	Margin	Factor	Reading
	MHz	dBm	dBm	dB	dB	dBm
1	11400.10	-43.54	-30.00	-13.54	21.11	-64.65
2	17100.38	-39.22	-30.00	-9.22	23.82	-63.04

Note 1: Measured Value (dBm) = Reading (dBm) + Factor (dB)
Note 2: Margin (dB) = Measured Value (dBm) – Limit (dBm)

Modulation	ax HE20_OFDMA RU106	**Test Freq. (MHz)**	5720
Polarization	Horizontal		

Test By :Ryan Lee Temperature:25 Humidity(%):66

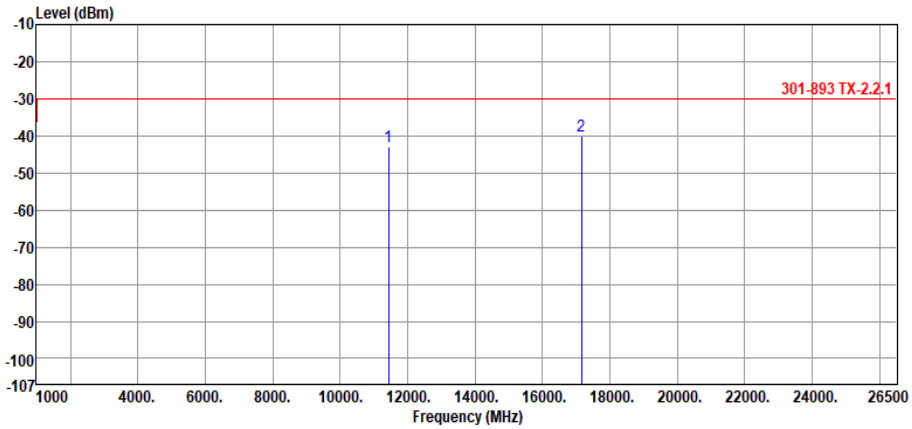

	Freq.	Measured value	Limit	Margin	Factor	Reading
	MHz	dBm	dBm	dB	dB	dBm
1	11439.55	-42.97	-30.00	-12.97	21.70	-64.67
2	17160.07	-39.99	-30.00	-9.99	23.30	-63.29

Note 1: Measured Value (dBm) = Reading (dBm) + Factor (dB)
Note 2: Margin (dB) = Measured Value (dBm) – Limit (dBm)

Modulation	ax HE20_OFDMA RU106	**Test Freq. (MHz)**	5720
Polarization	Vertical		

Test By :Ryan Lee Temperature:25 Humidity(%):66

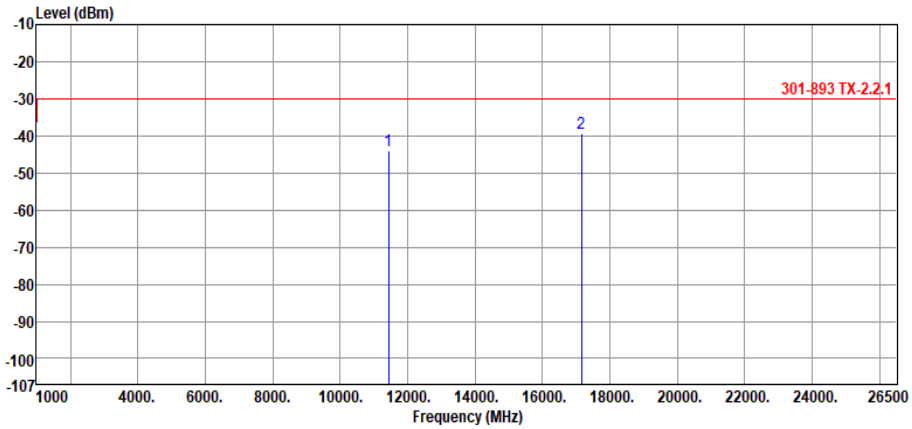

	Freq.	Measured value	Limit	Margin	Factor	Reading
	MHz	dBm	dBm	dB	dB	dBm
1	11439.85	-43.91	-30.00	-13.91	20.94	-64.85
2	17159.90	-39.43	-30.00	-9.43	23.56	-62.99

Note 1: Measured Value (dBm) = Reading (dBm) + Factor (dB)
Note 2: Margin (dB) = Measured Value (dBm) – Limit (dBm)

Modulation	ax HE20_OFDMA RU106	**Test Freq. (MHz)**	5825
Polarization	Horizontal		

Test By :Ryan Lee Temperature:25 Humidity(%):66

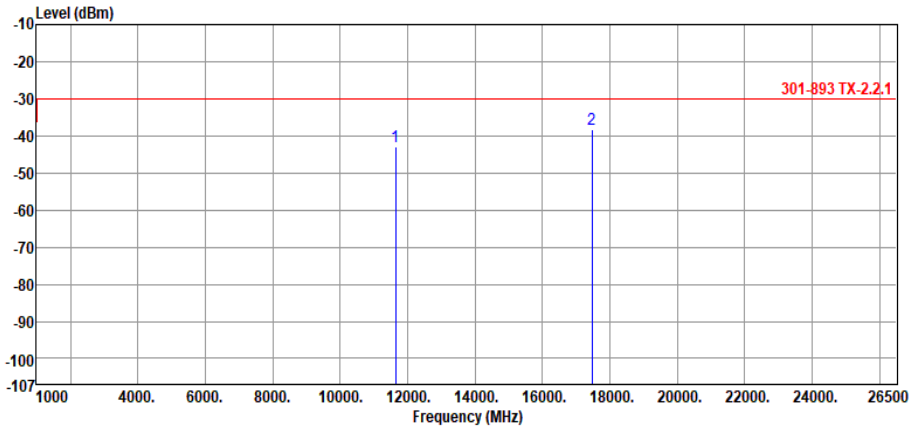

	Freq.	Measured value	Limit	Margin	Factor	Reading
	MHz	dBm	dBm	dB	dB	dBm
1	11649.65	-42.83	-30.00	-12.83	20.32	-63.15
2	17475.05	-38.18	-30.00	-8.18	25.35	-63.53

Note 1: Measured Value (dBm) = Reading (dBm) + Factor (dB)
Note 2: Margin (dB) = Measured Value (dBm) – Limit (dBm)

Modulation	ax HE20_OFDMA RU106	**Test Freq. (MHz)**	5825
Polarization	Vertical		

Test By :Ryan Lee Temperature:25 Humidity(%):66

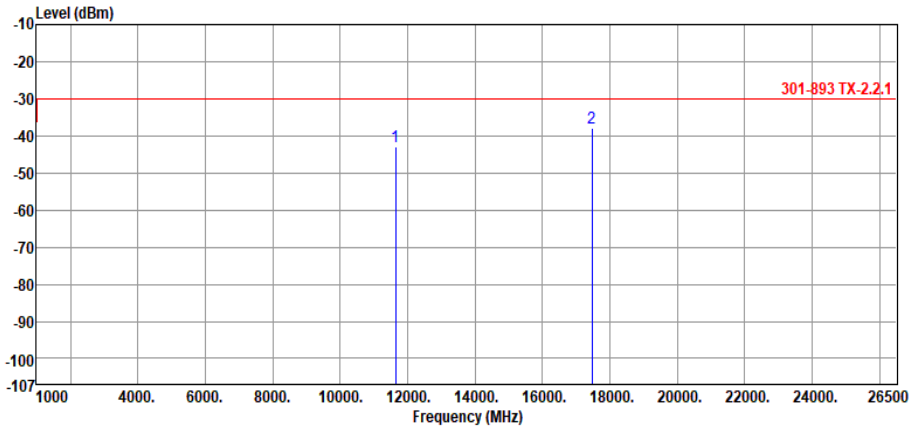

	Freq.	Measured value	Limit	Margin	Factor	Reading
	MHz	dBm	dBm	dB	dB	dBm
1	11649.55	-42.91	-30.00	-12.91	20.58	-63.49
2	17474.86	-37.80	-30.00	-7.80	25.12	-62.92

Note 1: Measured Value (dBm) = Reading (dBm) + Factor (dB)
Note 2: Margin (dB) = Measured Value (dBm) – Limit (dBm)

full RU configuration

Emissions (Below 1GHz)

Modulation	11a	**Test Freq. (MHz)**	5180
Frequency	30M~1GHz		

Test By :Ryan Lee Temperature:23 Humidity(%):64

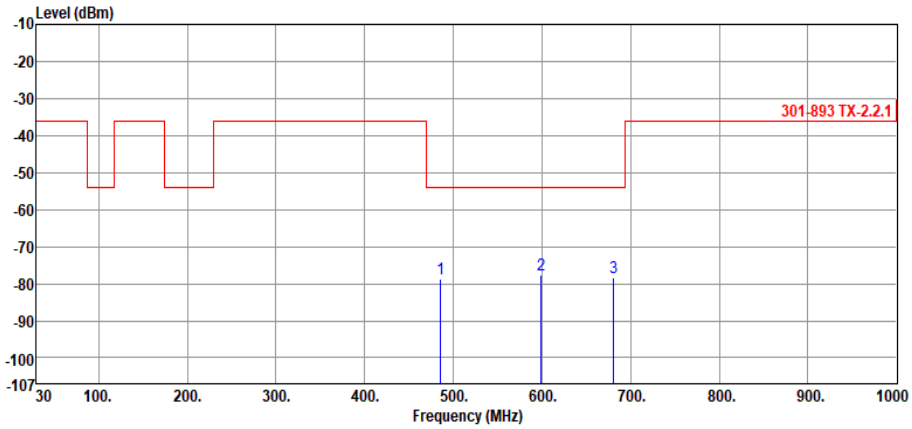

	Freq.	Measured value	Limit	Margin	Factor	Reading
	MHz	dBm	dBm	dB	dB	dBm
1	485.90	-78.69	-54.00	-24.69	0.00	-78.69
2	599.39	-77.83	-54.00	-23.83	0.00	-77.83
3	680.87	-78.32	-54.00	-24.32	0.00	-78.32

Note 1: Measured Value (dBm) = Reading (dBm) + Factor (dB)
Note 2: Margin (dB) = Measured Value (dBm) – Limit (dBm)

Modulation	11a	**Test Freq. (MHz)**	5320
Frequency	30M~1GHz		

Test By :Ryan Lee Temperature:23 Humidity(%):64

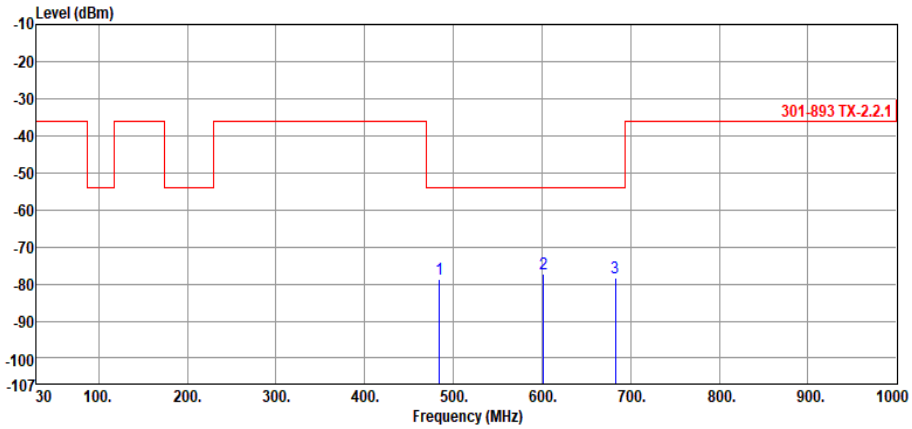

	Freq.	Measured value	Limit	Margin	Factor	Reading
	MHz	dBm	dBm	dB	dB	dBm
1	484.34	-78.87	-54.00	-24.87	0.00	-78.87
2	602.00	-77.22	-54.00	-23.22	0.00	-77.22
3	682.87	-78.47	-54.00	-24.47	0.00	-78.47

Note 1: Measured Value (dBm) = Reading (dBm) + Factor (dB)
Note 2: Margin (dB) = Measured Value (dBm) – Limit (dBm)

Modulation	11a	**Test Freq. (MHz)**	5500
Frequency	30M~1GHz		

Test By :Ryan Lee Temperature:23 Humidity(%):64

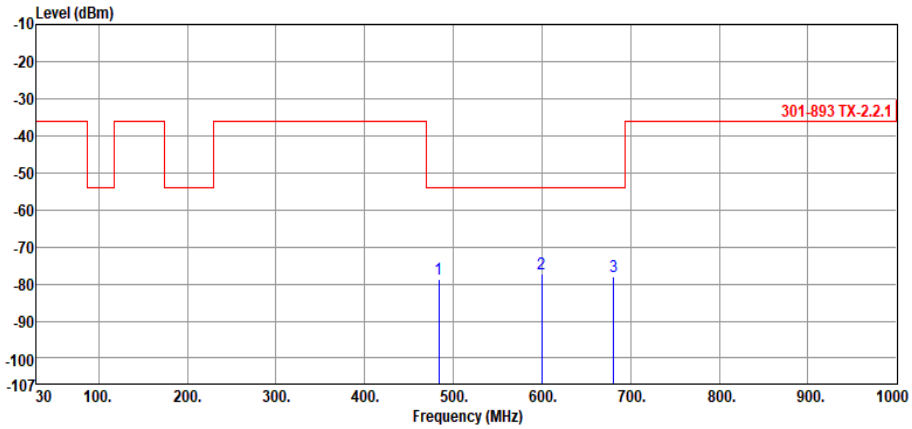

	Freq.	Measured value	Limit	Margin	Factor	Reading
	MHz	dBm	dBm	dB	dB	dBm
1	483.56	-78.84	-54.00	-24.84	0.00	-78.84
2	599.99	-77.42	-54.00	-23.42	0.00	-77.42
3	680.90	-78.12	-54.00	-24.12	0.00	-78.12

Note 1: Measured Value (dBm) = Reading (dBm) + Factor (dB)
Note 2: Margin (dB) = Measured Value (dBm) – Limit (dBm)

Modulation	11a	**Test Freq. (MHz)**	5700
Frequency	30M~1GHz		

Test By :Ryan Lee Temperature:23 Humidity(%):64

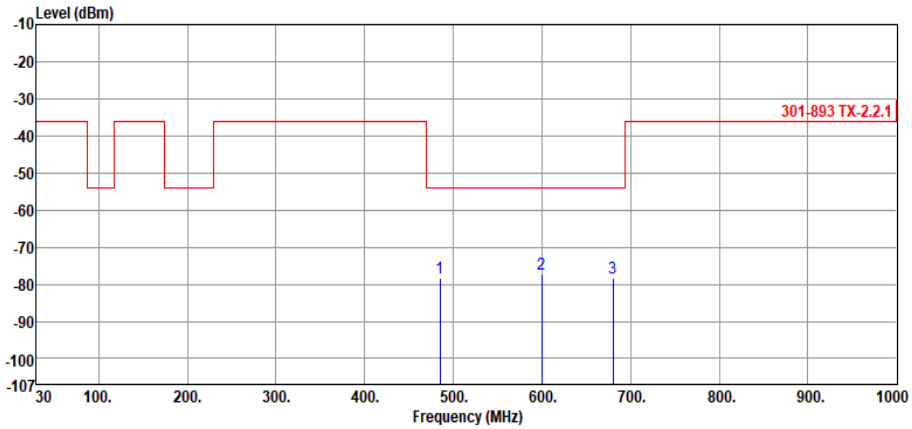

	Freq.	Measured value	Limit	Margin	Factor	Reading
	MHz	dBm	dBm	dB	dB	dBm
1	485.20	-78.54	-54.00	-24.54	0.00	-78.54
2	599.84	-77.22	-54.00	-23.22	0.00	-77.22
3	680.21	-78.40	-54.00	-24.40	0.00	-78.40

Note 1: Measured Value (dBm) = Reading (dBm) + Factor (dB)
Note 2: Margin (dB) = Measured Value (dBm) – Limit (dBm)

Modulation	11a	**Test Freq. (MHz)**	5720
Frequency	30M~1GHz		

Test By :Ryan Lee Temperature:25 Humidity(%):66

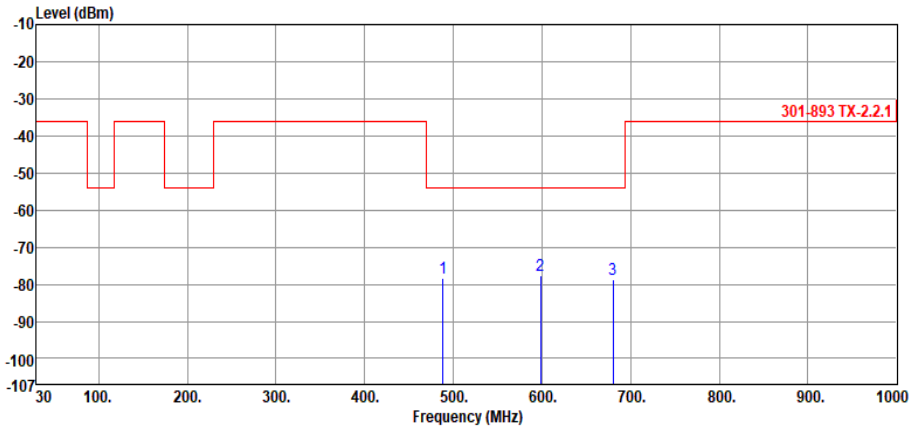

	Freq.	Measured value	Limit	Margin	Factor	Reading
	MHz	dBm	dBm	dB	dB	dBm
1	488.34	-78.45	-54.00	-24.45	0.00	-78.45
2	598.34	-77.55	-54.00	-23.55	0.00	-77.55
3	680.21	-78.60	-54.00	-24.60	0.00	-78.60

Note 1: Measured Value (dBm) = Reading (dBm) + Factor (dB)
Note 2: Margin (dB) = Measured Value (dBm) – Limit (dBm)

Modulation	11a	**Test Freq. (MHz)**	5825
Frequency	30M~1GHz		

Test By :Ryan Lee Temperature:25 Humidity(%):66

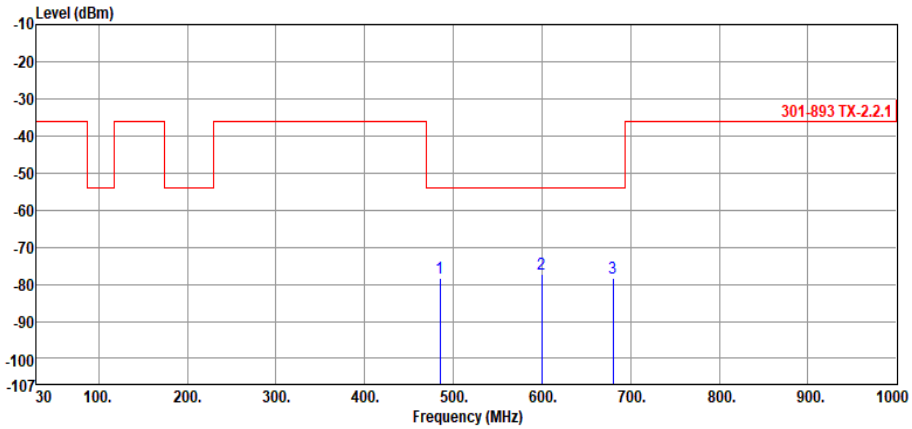

	Freq.	Measured value	Limit	Margin	Factor	Reading
	MHz	dBm	dBm	dB	dB	dBm
1	485.21	-78.24	-54.00	-24.24	0.00	-78.24
2	599.85	-77.27	-54.00	-23.27	0.00	-77.27
3	680.40	-78.21	-54.00	-24.21	0.00	-78.21

Note 1: Measured Value (dBm) = Reading (dBm) + Factor (dB)
Note 2: Margin (dB) = Measured Value (dBm) – Limit (dBm)

Modulation	ax HE20_OFDMA	**Test Freq. (MHz)**	5180
Frequency	30M~1GHz		

Test By :Ryan Lee Temperature:23 Humidity(%):64

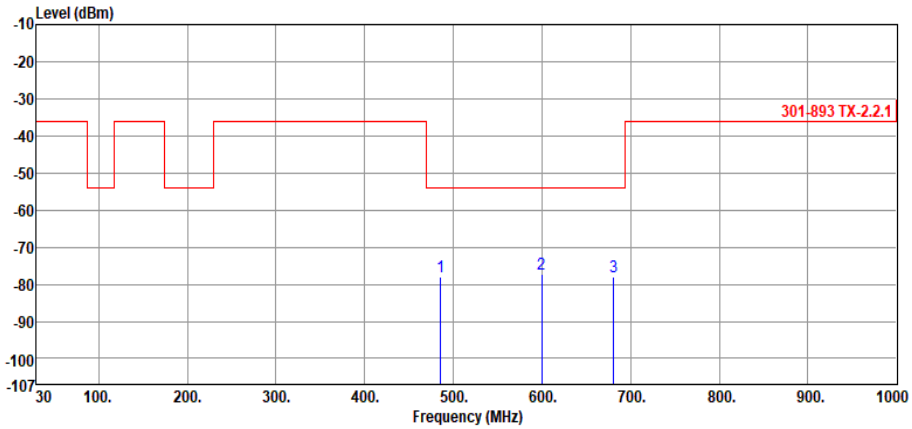

	Freq.	Measured value	Limit	Margin	Factor	Reading
	MHz	dBm	dBm	dB	dB	dBm
1	485.54	-78.02	-54.00	-24.02	0.00	-78.02
2	599.58	-77.22	-54.00	-23.22	0.00	-77.22
3	680.58	-78.12	-54.00	-24.12	0.00	-78.12

Note 1: Measured Value (dBm) = Reading (dBm) + Factor (dB)
Note 2: Margin (dB) = Measured Value (dBm) – Limit (dBm)

Modulation	ax HE20_OFDMA	**Test Freq. (MHz)**	5320
Frequency	30M~1GHz		

Test By :Ryan Lee Temperature:23 Humidity(%):64

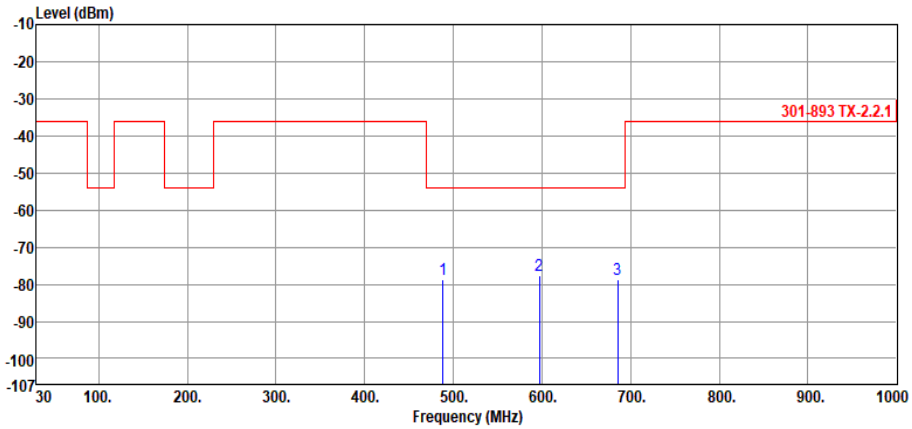

	Freq.	Measured value	Limit	Margin	Factor	Reading
	MHz	dBm	dBm	dB	dB	dBm
1	488.24	-78.58	-54.00	-24.58	0.00	-78.58
2	597.34	-77.56	-54.00	-23.56	0.00	-77.56
3	685.32	-78.56	-54.00	-24.56	0.00	-78.56

Note 1: Measured Value (dBm) = Reading (dBm) + Factor (dB)
Note 2: Margin (dB) = Measured Value (dBm) – Limit (dBm)

Modulation	ax HE20_OFDMA	**Test Freq. (MHz)**	5500
Frequency	30M~1GHz		

Test By :Ryan Lee Temperature:23 Humidity(%):64

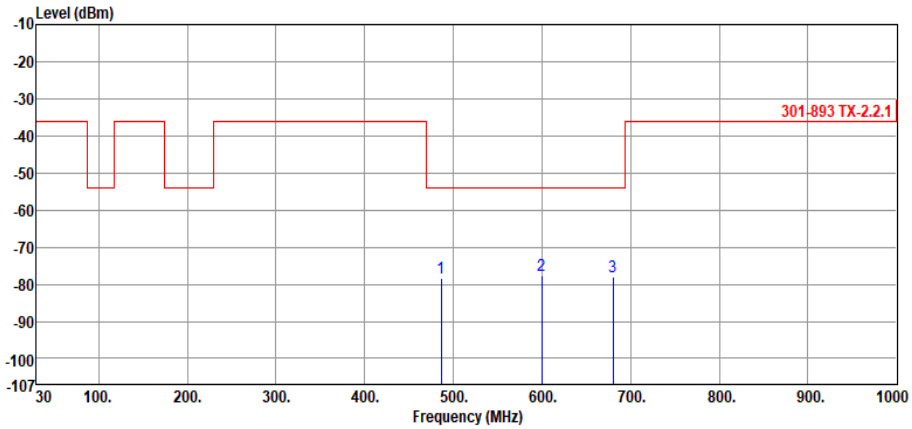

	Freq.	Measured value	Limit	Margin	Factor	Reading
	MHz	dBm	dBm	dB	dB	dBm
1	486.35	-78.45	-54.00	-24.45	0.00	-78.45
2	599.46	-77.63	-54.00	-23.63	0.00	-77.63
3	680.21	-78.12	-54.00	-24.12	0.00	-78.12

Note 1: Measured Value (dBm) = Reading (dBm) + Factor (dB)
Note 2: Margin (dB) = Measured Value (dBm) – Limit (dBm)

Modulation	ax HE20_OFDMA	**Test Freq. (MHz)**	5700
Frequency	30M~1GHz		

Test By :Ryan Lee Temperature:23 Humidity(%):64

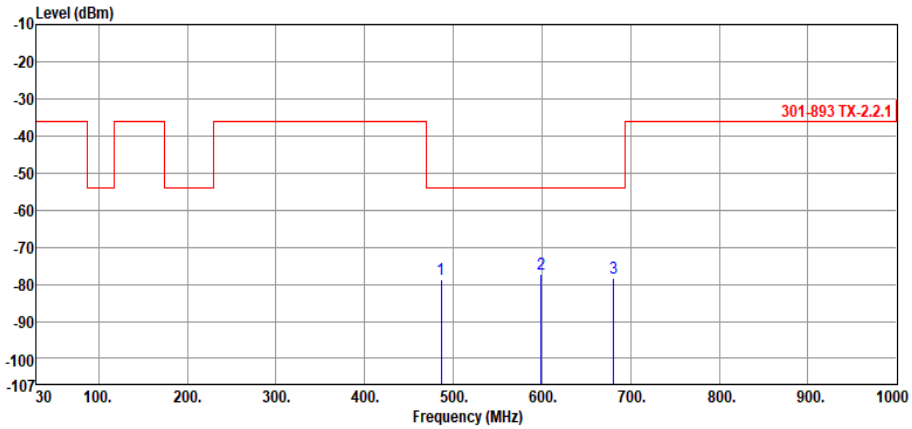

	Freq.	Measured value	Limit	Margin	Factor	Reading
	MHz	dBm	dBm	dB	dB	dBm
1	486.35	-78.55	-54.00	-24.55	0.00	-78.55
2	599.21	-77.13	-54.00	-23.13	0.00	-77.13
3	680.56	-78.41	-54.00	-24.41	0.00	-78.41

Note 1: Measured Value (dBm) = Reading (dBm) + Factor (dB)
Note 2: Margin (dB) = Measured Value (dBm) – Limit (dBm)

Modulation	ax HE20_OFDMA	**Test Freq. (MHz)**	5720
Frequency	30M~1GHz		

Test By :Ryan Lee Temperature:25 Humidity(%):66

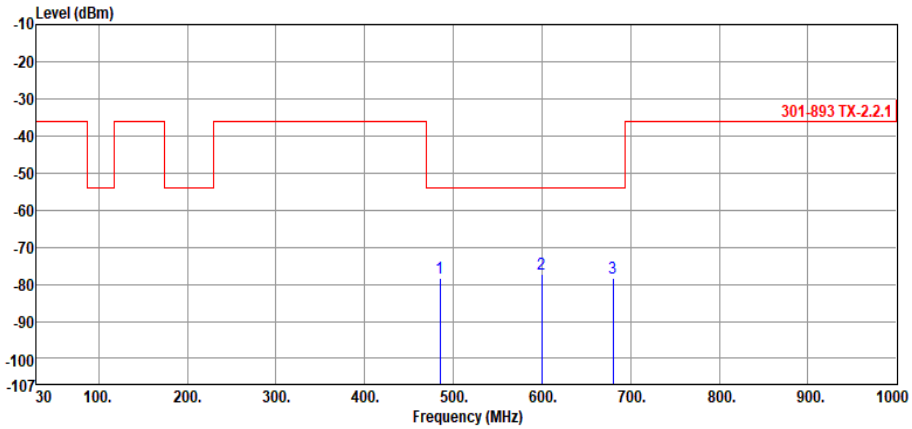

	Freq.	Measured value	Limit	Margin	Factor	Reading
	MHz	dBm	dBm	dB	dB	dBm
1	485.21	-78.23	-54.00	-24.23	0.00	-78.23
2	599.54	-77.22	-54.00	-23.22	0.00	-77.22
3	680.30	-78.24	-54.00	-24.24	0.00	-78.24

Note 1: Measured Value (dBm) = Reading (dBm) + Factor (dB)
Note 2: Margin (dB) = Measured Value (dBm) – Limit (dBm)

Modulation	ax HE20_OFDMA	**Test Freq. (MHz)**	5825
Frequency	30M~1GHz		

Test By :Ryan Lee Temperature:25 Humidity(%):66

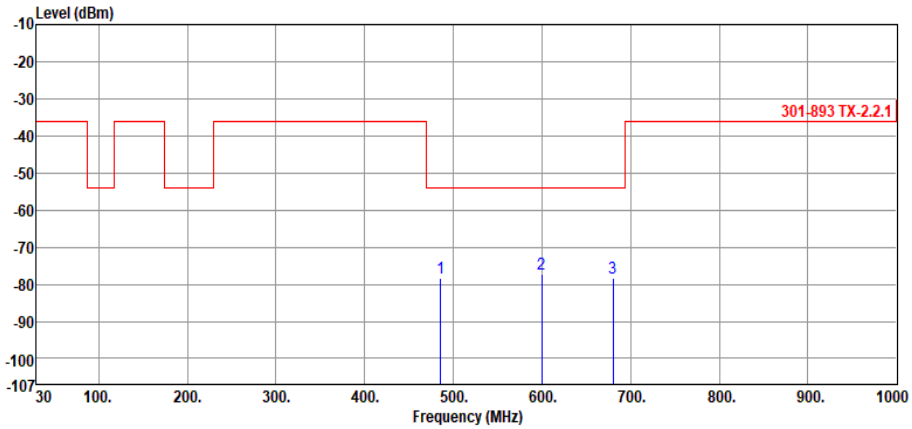

	Freq.	Measured value	Limit	Margin	Factor	Reading
	MHz	dBm	dBm	dB	dB	dBm
1	485.56	-78.23	-54.00	-24.23	0.00	-78.23
2	599.65	-77.42	-54.00	-23.42	0.00	-77.42
3	680.21	-78.47	-54.00	-24.47	0.00	-78.47

Note 1: Measured Value (dBm) = Reading (dBm) + Factor (dB)
Note 2: Margin (dB) = Measured Value (dBm) – Limit (dBm)

Emissions (Above 1GHz)

Modulation	11a	**Test Freq. (MHz)**	5180
Frequency	1GHz~26.5GHz		

Test By :Ryan Lee Temperature:23 Humidity(%):64

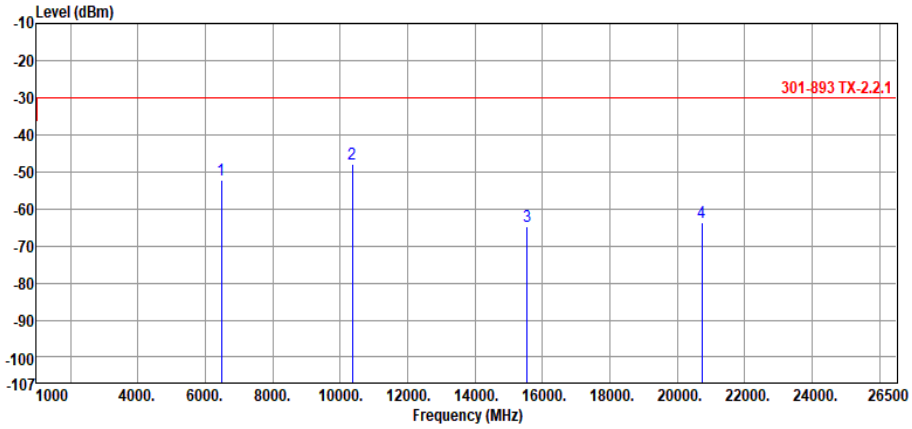

	Freq.	Measured value	Limit	Margin	Factor	Reading
	MHz	dBm	dBm	dB	dB	dBm
1	6474.65	-52.39	-30.00	-22.39	0.00	-52.39
2	10356.35	-47.88	-30.00	-17.88	0.00	-47.88
3	15540.30	-64.85	-30.00	-34.85	0.00	-64.85
4	20719.50	-63.78	-30.00	-33.78	0.00	-63.78

Note 1: Measured Value (dBm) = Reading (dBm) + Factor (dB)
Note 2: Margin (dB) = Measured Value (dBm) – Limit (dBm)

Modulation	11a	**Test Freq. (MHz)**	5320
Frequency	1GHz~26.5GHz		

Test By :Ryan Lee Temperature:23 Humidity(%):64

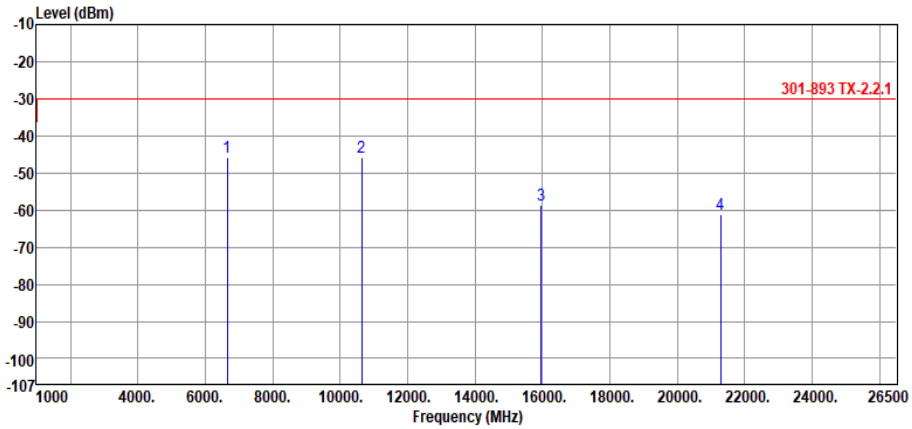

	Freq.	Measured value	Limit	Margin	Factor	Reading
	MHz	dBm	dBm	dB	dB	dBm
1	6649.35	-45.70	-30.00	-15.70	0.00	-45.70
2	10643.45	-45.91	-30.00	-15.91	0.00	-45.91
3	15963.05	-58.69	-30.00	-28.69	0.00	-58.69
4	21280.80	-61.08	-30.00	-31.08	0.00	-61.08

Note 1: Measured Value (dBm) = Reading (dBm) + Factor (dB)
Note 2: Margin (dB) = Measured Value (dBm) – Limit (dBm)

Modulation	11a	**Test Freq. (MHz)**	5500
Frequency	1GHz~26.5GHz		

Test By :Ryan Lee Temperature:23 Humidity(%):64

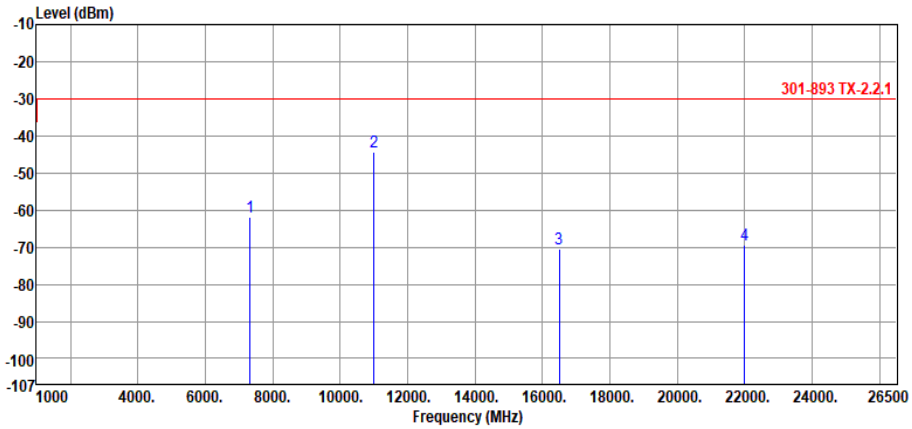

	Freq.	Measured value	Limit	Margin	Factor	Reading
	MHz	dBm	dBm	dB	dB	dBm
1	7330.80	-61.81	-30.00	-31.81	0.00	-61.81
2	10996.45	-44.51	-30.00	-14.51	0.00	-44.51
3	16504.00	-70.65	-30.00	-40.65	0.00	-70.65
4	21999.95	-69.43	-30.00	-39.43	0.00	-69.43

Note 1: Measured Value (dBm) = Reading (dBm) + Factor (dB)
Note 2: Margin (dB) = Measured Value (dBm) – Limit (dBm)

Modulation	11a	**Test Freq. (MHz)**	5700
Frequency	1GHz~26.5GHz		

Test By :Ryan Lee Temperature:23 Humidity(%):64

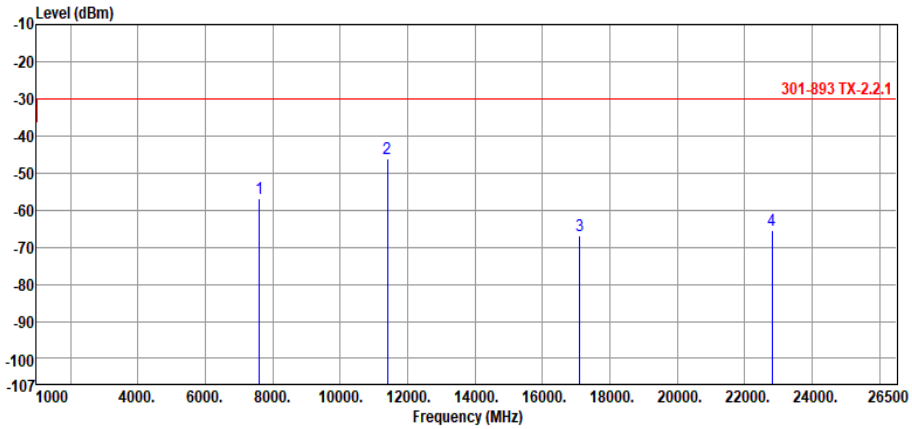

	Freq.	Measured value	Limit	Margin	Factor	Reading
	MHz	dBm	dBm	dB	dB	dBm
1	7597.60	-56.97	-30.00	-26.97	0.00	-56.97
2	11398.65	-46.20	-30.00	-16.20	0.00	-46.20
3	17100.95	-66.93	-30.00	-36.93	0.00	-66.93
4	22799.75	-65.42	-30.00	-35.42	0.00	-65.42

Note 1: Measured Value (dBm) = Reading (dBm) + Factor (dB)
Note 2: Margin (dB) = Measured Value (dBm) – Limit (dBm)

Modulation	11a	**Test Freq. (MHz)**	5720
Frequency	1GHz~26.5GHz		

Test By :Ryan Lee Temperature:25 Humidity(%):66

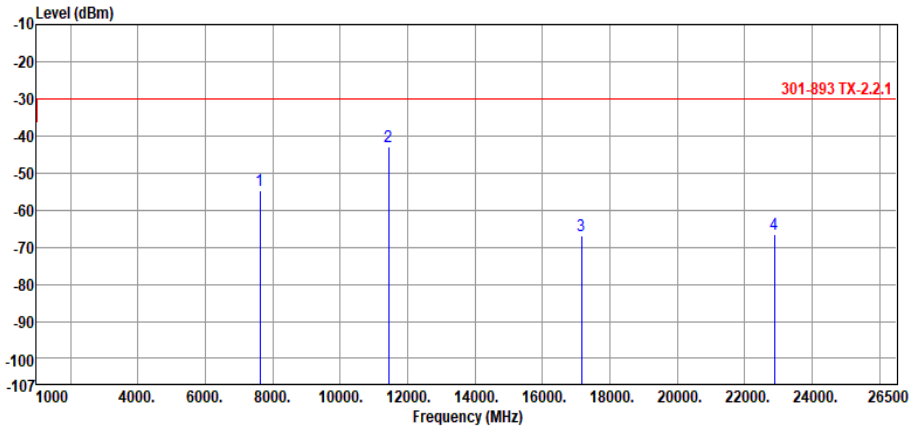

	Freq.	Measured value	Limit	Margin	Factor	Reading
	MHz	dBm	dBm	dB	dB	dBm
1	7626.50	-54.71	-30.00	-24.71	0.00	-54.71
2	11440.00	-43.07	-30.00	-13.07	0.00	-43.07
3	17159.90	-67.03	-30.00	-37.03	0.00	-67.03
4	22882.95	-66.65	-30.00	-36.65	0.00	-66.65

Note 1: Measured Value (dBm) = Reading (dBm) + Factor (dB)
Note 2: Margin (dB) = Measured Value (dBm) – Limit (dBm)

Modulation	11a	**Test Freq. (MHz)**	5825
Frequency	1GHz~26.5GHz		

Test By :Ryan Lee Temperature:25 Humidity(%):66

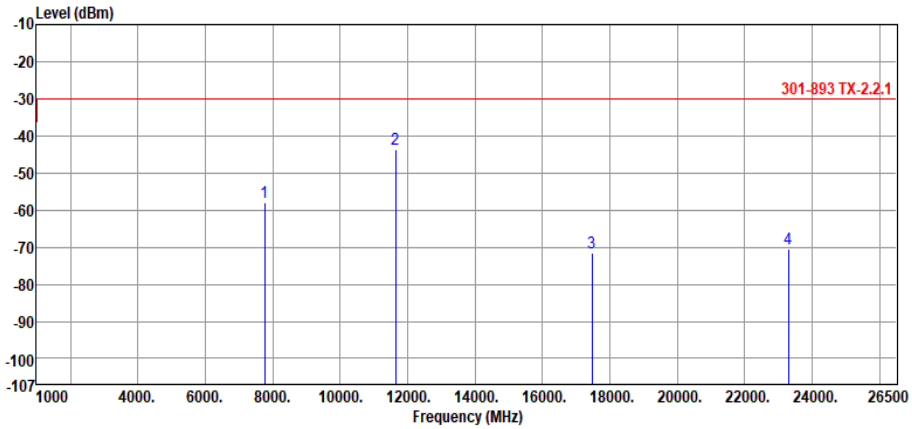

	Freq.	Measured value	Limit	Margin	Factor	Reading
	MHz	dBm	dBm	dB	dB	dBm
1	7768.45	-58.02	-30.00	-28.02	0.00	-58.02
2	11648.80	-43.50	-30.00	-13.50	0.00	-43.50
3	17471.70	-71.67	-30.00	-41.67	0.00	-71.67
4	23294.65	-70.38	-30.00	-40.38	0.00	-70.38

Note 1: Measured Value (dBm) = Reading (dBm) + Factor (dB)
Note 2: Margin (dB) = Measured Value (dBm) – Limit (dBm)

Modulation	ax HE20_OFDMA	**Test Freq. (MHz)**	5180
Frequency	1GHz~26.5GHz		

Test By :Ryan Lee Temperature:23 Humidity(%):64

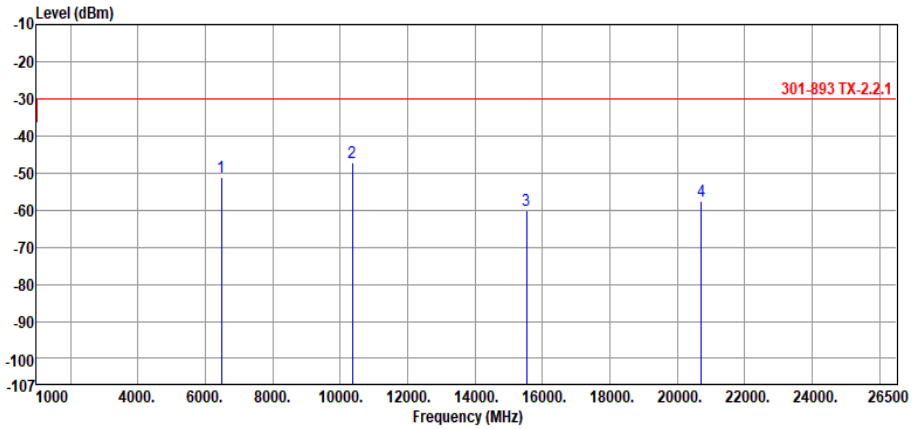

	Freq.	Measured value	Limit	Margin	Factor	Reading
	MHz	dBm	dBm	dB	dB	dBm
1	6477.15	-51.28	-30.00	-21.28	0.00	-51.28
2	10360.50	-47.14	-30.00	-17.14	0.00	-47.14
3	15530.20	-60.18	-30.00	-30.18	0.00	-60.18
4	20712.30	-57.49	-30.00	-27.49	0.00	-57.49

Note 1: Measured Value (dBm) = Reading (dBm) + Factor (dB)
Note 2: Margin (dB) = Measured Value (dBm) – Limit (dBm)

Modulation	ax HE20_OFDMA	**Test Freq. (MHz)**	5320
Frequency	1GHz~26.5GHz		

Test By :Ryan Lee Temperature:23 Humidity(%):64

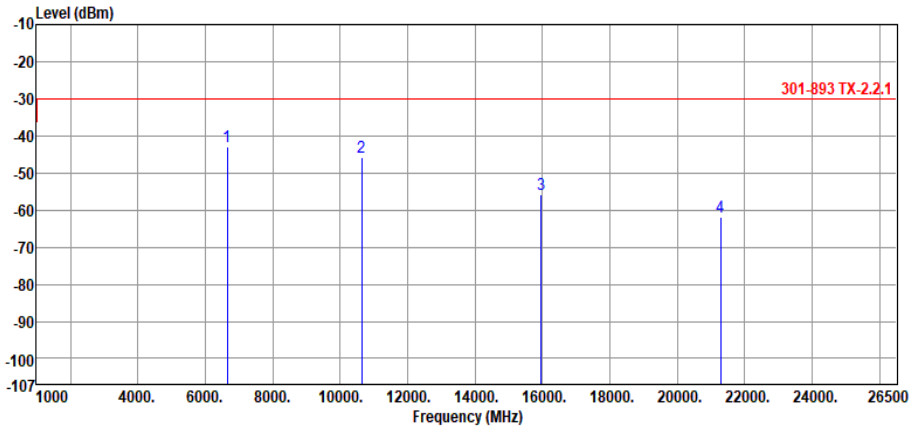

	Freq.	Measured value	Limit	Margin	Factor	Reading
	MHz	dBm	dBm	dB	dB	dBm
1	6649.90	-42.89	-30.00	-12.89	0.00	-42.89
2	10641.90	-45.91	-30.00	-15.91	0.00	-45.91
3	15965.20	-55.78	-30.00	-25.78	0.00	-55.78
4	21283.20	-61.94	-30.00	-31.94	0.00	-61.94

Note 1: Measured Value (dBm) = Reading (dBm) + Factor (dB)
Note 2: Margin (dB) = Measured Value (dBm) – Limit (dBm)

Modulation	ax HE20_OFDMA	**Test Freq. (MHz)**	5500
Frequency	1GHz~26.5GHz		

Test By :Ryan Lee Temperature:23 Humidity(%):64

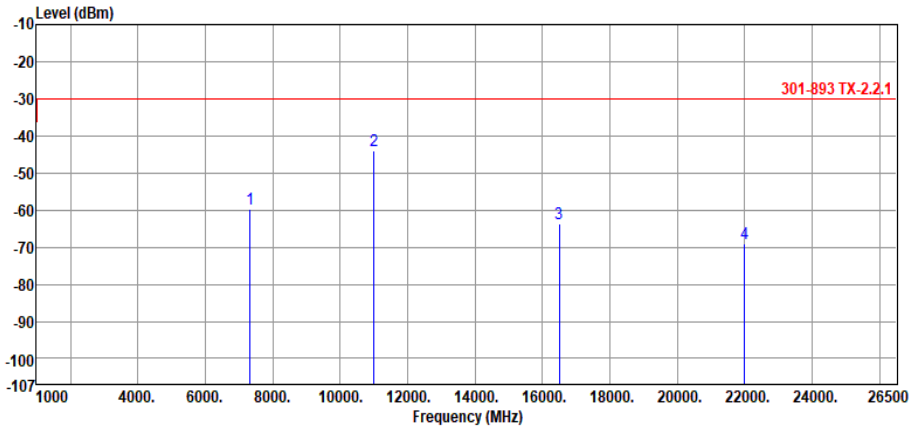

	Freq.	Measured value	Limit	Margin	Factor	Reading
	MHz	dBm	dBm	dB	dB	dBm
1	7332.85	-59.70	-30.00	-29.70	0.00	-59.70
2	11002.75	-43.90	-30.00	-13.90	0.00	-43.90
3	16500.65	-63.54	-30.00	-33.54	0.00	-63.54
4	21999.95	-69.17	-30.00	-39.17	0.00	-69.17

Note 1: Measured Value (dBm) = Reading (dBm) + Factor (dB)
Note 2: Margin (dB) = Measured Value (dBm) – Limit (dBm)

Modulation	ax HE20_OFDMA	**Test Freq. (MHz)**	5700
Frequency	1GHz~26.5GHz		

Test By :Ryan Lee Temperature:23 Humidity(%):64

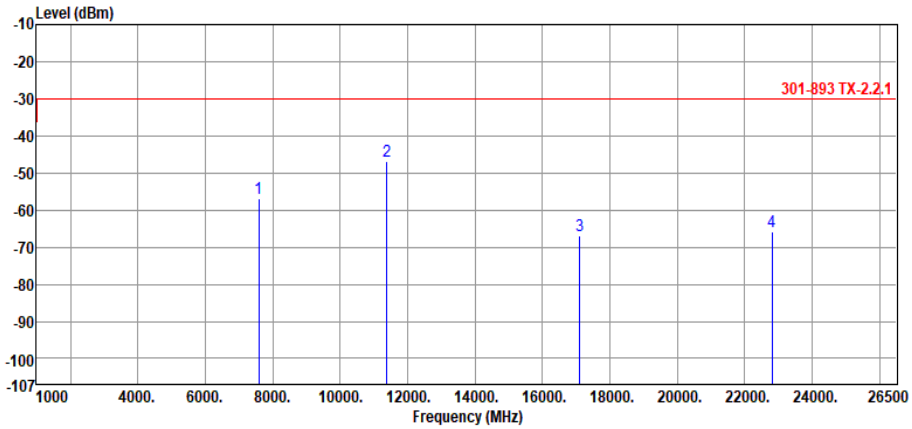

	Freq.	Measured value	Limit	Margin	Factor	Reading
	MHz	dBm	dBm	dB	dB	dBm
1	7593.95	-56.82	-30.00	-26.82	0.00	-56.82
2	11391.90	-47.02	-30.00	-17.02	0.00	-47.02
3	17096.35	-67.07	-30.00	-37.07	0.00	-67.07
4	22799.90	-65.67	-30.00	-35.67	0.00	-65.67

Note 1: Measured Value (dBm) = Reading (dBm) + Factor (dB)
Note 2: Margin (dB) = Measured Value (dBm) – Limit (dBm)

Modulation	ax HE20_OFDMA	**Test Freq. (MHz)**	5720
Frequency	1GHz~26.5GHz		

Test By :Ryan Lee Temperature:25 Humidity(%):66

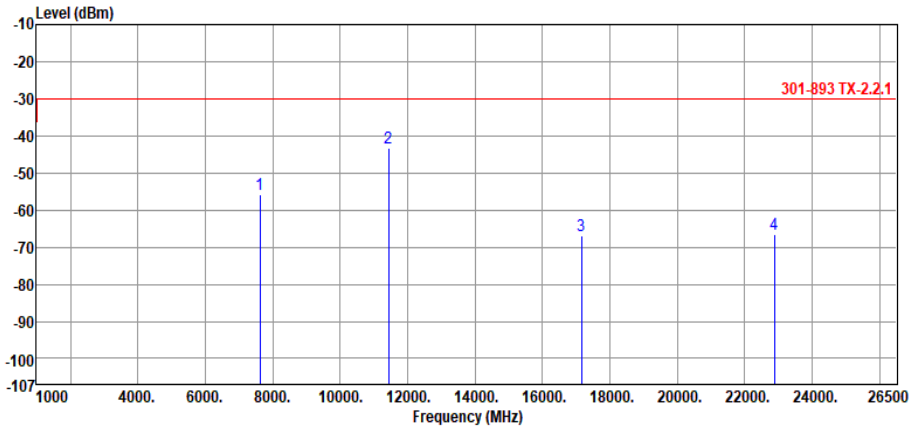

	Freq.	Measured value	Limit	Margin	Factor	Reading
	MHz	dBm	dBm	dB	dB	dBm
1	7626.60	-55.80	-30.00	-25.80	0.00	-55.80
2	11439.55	-43.39	-30.00	-13.39	0.00	-43.39
3	17160.60	-67.05	-30.00	-37.05	0.00	-67.05
4	22884.55	-66.41	-30.00	-36.41	0.00	-66.41

Note 1: Measured Value (dBm) = Reading (dBm) + Factor (dB)
Note 2: Margin (dB) = Measured Value (dBm) – Limit (dBm)

Modulation	ax HE20_OFDMA	**Test Freq. (MHz)**	5825
Frequency	1GHz~26.5GHz		

Test By :Ryan Lee Temperature:25 Humidity(%):66

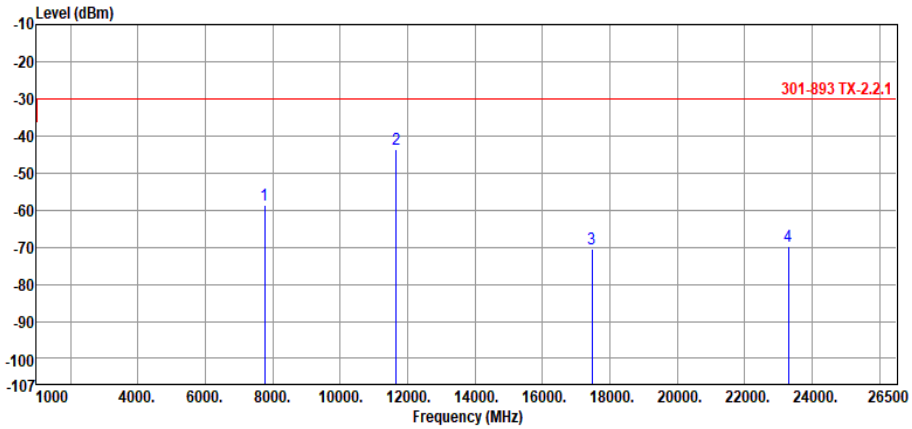

	Freq.	Measured value	Limit	Margin	Factor	Reading
	MHz	dBm	dBm	dB	dB	dBm
1	7766.30	-58.55	-30.00	-28.55	0.00	-58.55
2	11652.75	-43.66	-30.00	-13.66	0.00	-43.66
3	17474.75	-70.52	-30.00	-40.52	0.00	-70.52
4	23300.70	-69.68	-30.00	-39.68	0.00	-69.68

Note 1: Measured Value (dBm) = Reading (dBm) + Factor (dB)
Note 2: Margin (dB) = Measured Value (dBm) – Limit (dBm)

partial RU configuration

Emissions (Below 1GHz)

Modulation	ax HE20_OFDMA RU106	**Test Freq. (MHz)**	5180
Frequency	30M~1GHz		

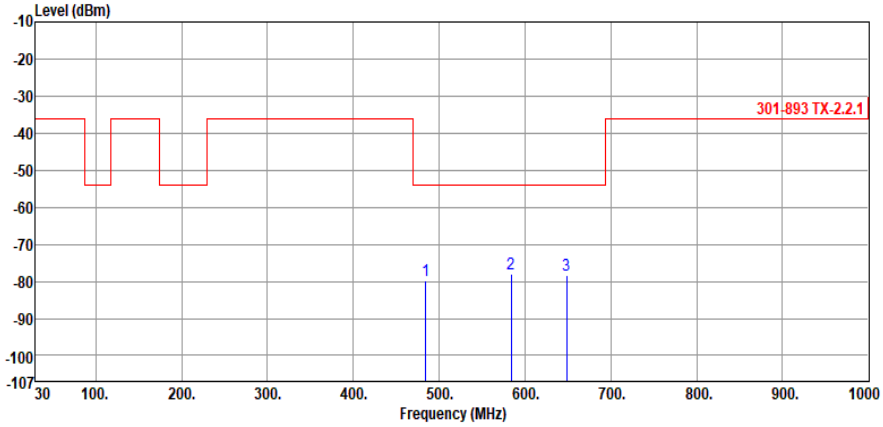

	Freq.	Measured value	Limit	Margin	Factor	Reading
	MHz	dBm	dBm	dB	dB	dBm
1	484.54	-79.78	-54.00	-25.78	0.00	-79.78
2	583.84	-78.13	-54.00	-24.13	0.00	-78.13
3	648.50	-78.42	-54.00	-24.42	0.00	-78.42

Note 1: Measured Value (dBm) = Reading (dBm) + Factor (dB).
Note 2: Margin (dB) = Measured Value (dBm) – Limit (dBm).

Modulation	ax HE20_OFDMA RU106	**Test Freq. (MHz)**	5320
Frequency	30M~1GHz		

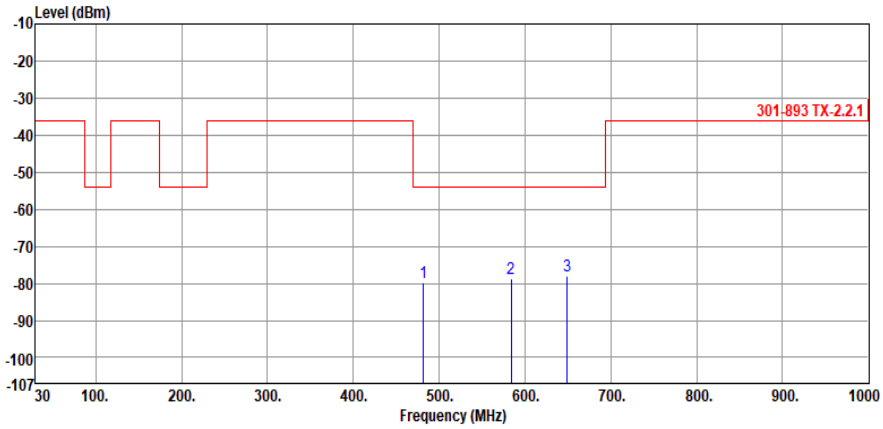

	Freq.	Measured value	Limit	Margin	Factor	Reading
	MHz	dBm	dBm	dB	dB	dBm
1	482.02	-79.81	-54.00	-25.81	0.00	-79.81
2	583.87	-78.64	-54.00	-24.64	0.00	-78.64
3	648.86	-78.07	-54.00	-24.07	0.00	-78.07

Note 1: Measured Value (dBm) = Reading (dBm) + Factor (dB).
Note 2: Margin (dB) = Measured Value (dBm) – Limit (dBm).

Modulation	ax HE20_OFDMA RU106	**Test Freq. (MHz)**	5500
Frequency	30M~1GHz		

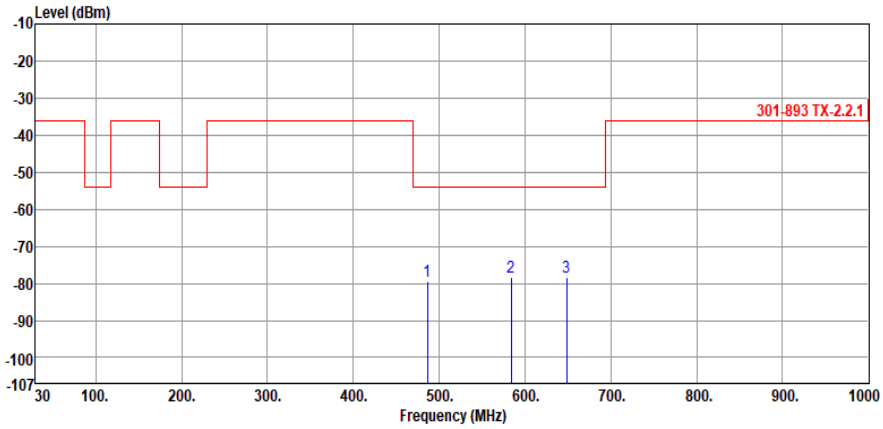

	Freq.	Measured value	Limit	Margin	Factor	Reading
	MHz	dBm	dBm	dB	dB	dBm
1	486.24	-79.49	-54.00	-25.49	0.00	-79.49
2	584.00	-78.54	-54.00	-24.54	0.00	-78.54
3	648.51	-78.52	-54.00	-24.52	0.00	-78.52

Note 1: Measured Value (dBm) = Reading (dBm) + Factor (dB).
Note 2: Margin (dB) = Measured Value (dBm) – Limit (dBm).

Modulation	ax HE20_OFDMA RU106	**Test Freq. (MHz)**	5700
Frequency	30M~1GHz		

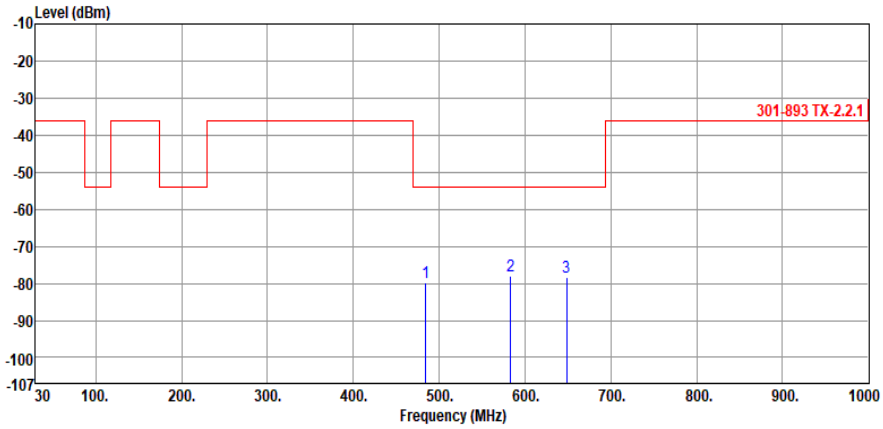

	Freq.	Measured value	Limit	Margin	Factor	Reading
	MHz	dBm	dBm	dB	dB	dBm
1	484.61	-79.75	-54.00	-25.75	0.00	-79.75
2	583.21	-78.15	-54.00	-24.15	0.00	-78.15
3	648.21	-78.52	-54.00	-24.52	0.00	-78.52

Note 1: Measured Value (dBm) = Reading (dBm) + Factor (dB).
Note 2: Margin (dB) = Measured Value (dBm) – Limit (dBm).

Modulation	ax HE20_OFDMA RU106	**Test Freq. (MHz)**	5720
Frequency	30M~1GHz		

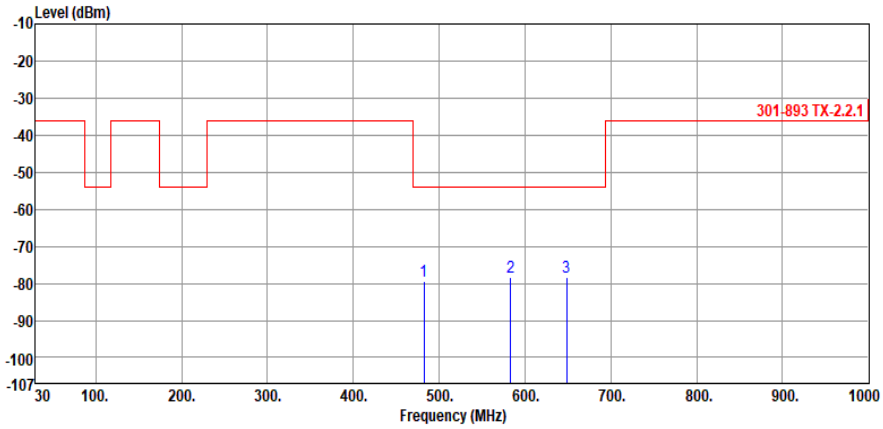

	Freq.	Measured value	Limit	Margin	Factor	Reading
	MHz	dBm	dBm	dB	dB	dBm
1	482.54	-79.51	-54.00	-25.51	0.00	-79.51
2	583.54	-78.52	-54.00	-24.52	0.00	-78.52
3	648.41	-78.21	-54.00	-24.21	0.00	-78.21

Note 1: Measured Value (dBm) = Reading (dBm) + Factor (dB).
Note 2: Margin (dB) = Measured Value (dBm) – Limit (dBm).

Modulation	ax HE20_OFDMA RU106	**Test Freq. (MHz)**	5825
Frequency	30M~1GHz		

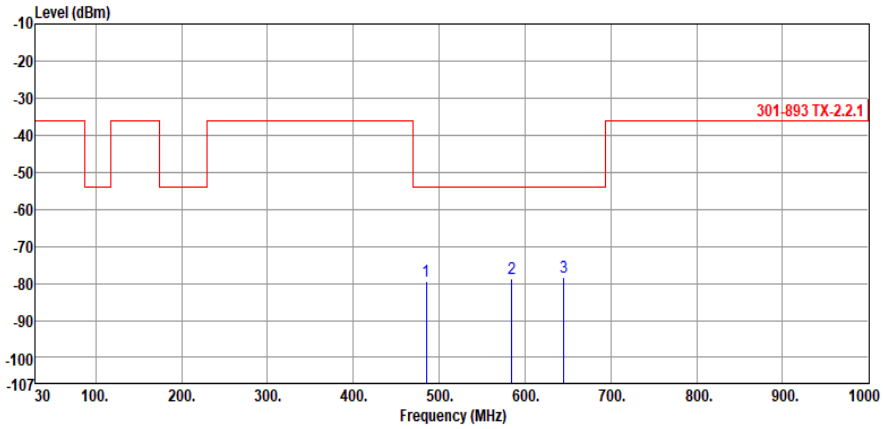

	Freq.	Measured value	Limit	Margin	Factor	Reading
	MHz	dBm	dBm	dB	dB	dBm
1	485.10	-79.56	-54.00	-25.56	0.00	-79.56
2	584.35	-78.57	-54.00	-24.57	0.00	-78.57
3	645.23	-78.54	-54.00	-24.54	0.00	-78.54

Note 1: Measured Value (dBm) = Reading (dBm) + Factor (dB).
Note 2: Margin (dB) = Measured Value (dBm) – Limit (dBm).

Emissions (Above 1GHz)

Modulation	ax HE20_OFDMA RU106	**Test Freq. (MHz)**	5180
Frequency	1GHz~26.5GHz		

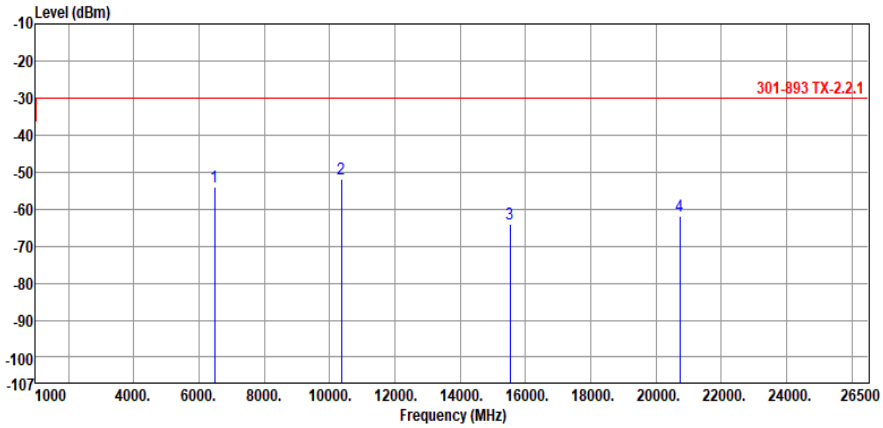

	Freq.	Measured value	Limit	Margin	Factor	Reading
	MHz	dBm	dBm	dB	dB	dBm
1	6474.71	-53.94	-30.00	-23.94	0.00	-53.94
2	10364.90	-51.73	-30.00	-21.73	0.00	-51.73
3	15533.40	-64.22	-30.00	-34.22	0.00	-64.22
4	20722.55	-61.90	-30.00	-31.90	0.00	-61.90

Note 1: Measured Value (dBm) = Reading (dBm) + Factor (dB).
Note 2: Margin (dB) = Measured Value (dBm) – Limit (dBm).

Modulation	ax HE20_OFDMA RU106	**Test Freq. (MHz)**	5320
Frequency	1GHz~26.5GHz		

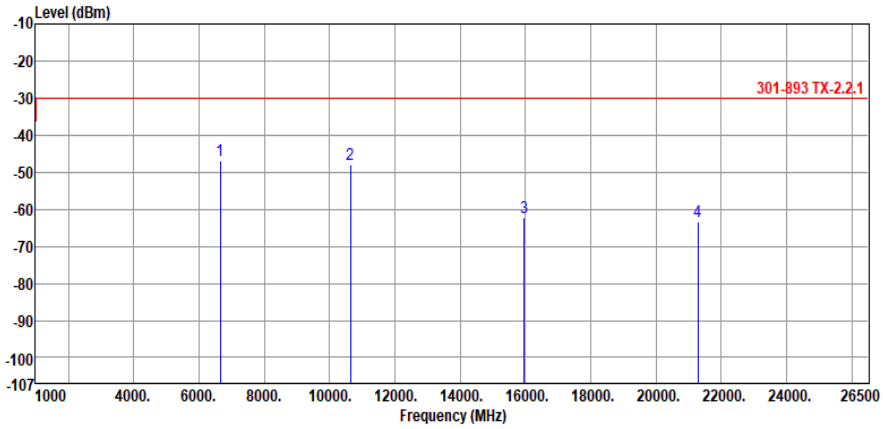

	Freq.	Measured value	Limit	Margin	Factor	Reading
	MHz	dBm	dBm	dB	dB	dBm
1	6650.05	-46.97	-30.00	-16.97	0.00	-46.97
2	10640.90	-48.05	-30.00	-18.05	0.00	-48.05
3	15963.00	-62.32	-30.00	-32.32	0.00	-62.32
4	21281.60	-63.32	-30.00	-33.32	0.00	-63.32

Note 1: Measured Value (dBm) = Reading (dBm) + Factor (dB).
Note 2: Margin (dB) = Measured Value (dBm) – Limit (dBm).

Modulation	ax HE20_OFDMA RU106	**Test Freq. (MHz)**	5500
Frequency	1GHz~26.5GHz		

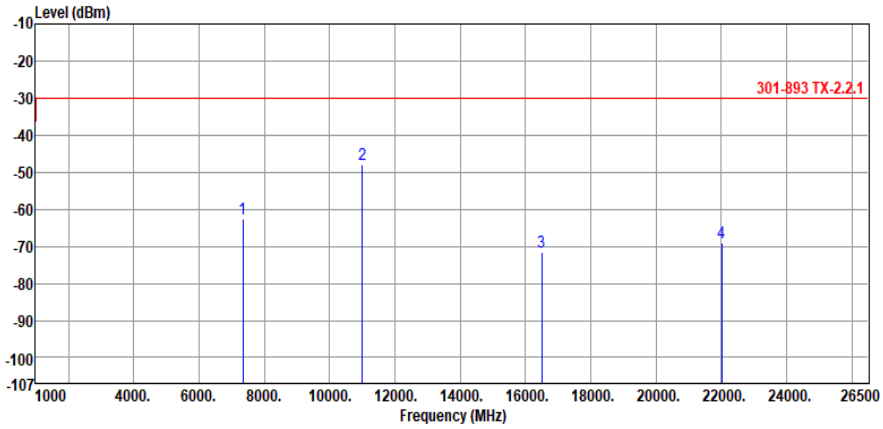

	Freq.	Measured value	Limit	Margin	Factor	Reading
	MHz	dBm	dBm	dB	dB	dBm
1	7338.85	-62.64	-30.00	-32.64	0.00	-62.64
2	11002.05	-47.92	-30.00	-17.92	0.00	-47.92
3	16496.40	-71.53	-30.00	-41.53	0.00	-71.53
4	22010.75	-68.88	-30.00	-38.88	0.00	-68.88

Note 1: Measured Value (dBm) = Reading (dBm) + Factor (dB).
Note 2: Margin (dB) = Measured Value (dBm) – Limit (dBm).

Modulation	ax HE20_OFDMA RU106	**Test Freq. (MHz)**	5700
Frequency	1GHz~26.5GHz		

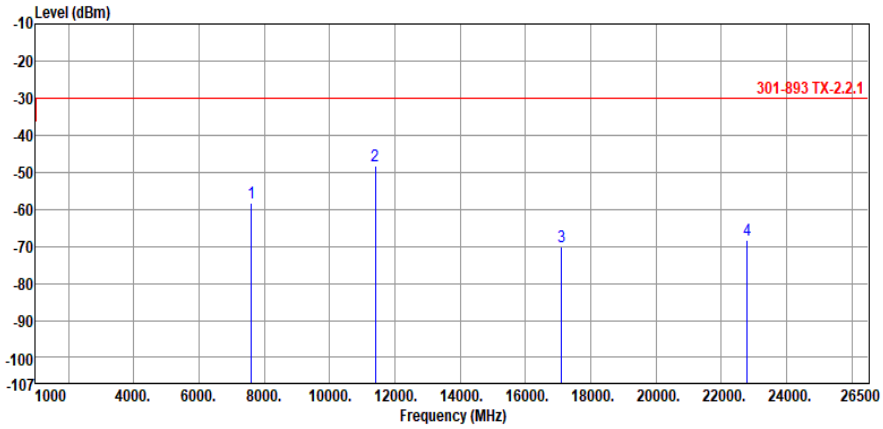

	Freq.	Measured value	Limit	Margin	Factor	Reading
	MHz	dBm	dBm	dB	dB	dBm
1	7596.35	-58.36	-30.00	-28.36	0.00	-58.36
2	11399.65	-48.32	-30.00	-18.32	0.00	-48.32
3	17096.55	-70.16	-30.00	-40.16	0.00	-70.16
4	22796.15	-68.33	-30.00	-38.33	0.00	-68.33

Note 1: Measured Value (dBm) = Reading (dBm) + Factor (dB).
Note 2: Margin (dB) = Measured Value (dBm) – Limit (dBm).

Modulation	ax HE20_OFDMA RU106	**Test Freq. (MHz)**	5720
Frequency	1GHz~26.5GHz		

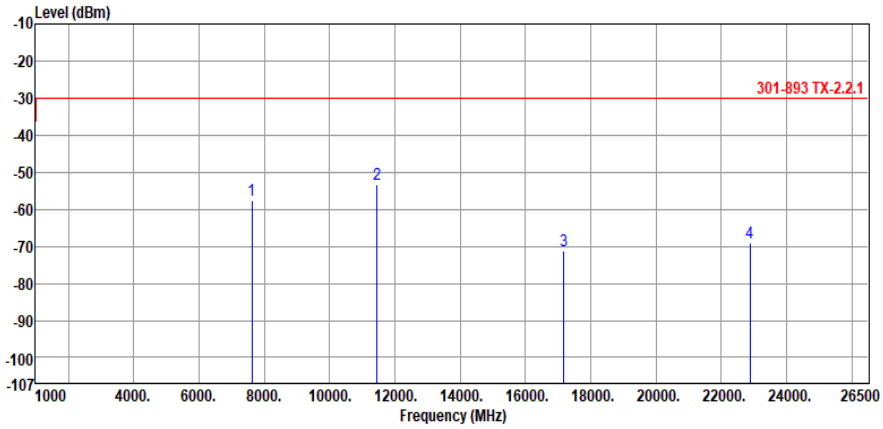

	Freq.	Measured value	Limit	Margin	Factor	Reading
	MHz	dBm	dBm	dB	dB	dBm
1	7628.50	-57.59	-30.00	-27.59	0.00	-57.59
2	11456.50	-53.29	-30.00	-23.29	0.00	-53.29
3	17172.85	-71.31	-30.00	-41.31	0.00	-71.31
4	22879.85	-69.01	-30.00	-39.01	0.00	-69.01

Note 1: Measured Value (dBm) = Reading (dBm) + Factor (dB).
Note 2: Margin (dB) = Measured Value (dBm) – Limit (dBm).

Modulation	ax HE20_OFDMA RU106	**Test Freq. (MHz)**	5825
Frequency	1GHz~26.5GHz		

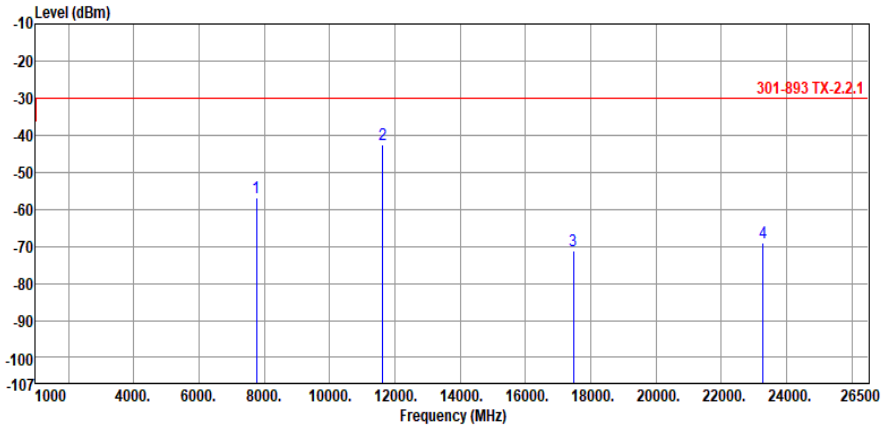

	Freq.	Measured value	Limit	Margin	Factor	Reading
	MHz	dBm	dBm	dB	dB	dBm
1	7762.10	-56.82	-30.00	-26.82	0.00	-56.82
2	11635.05	-42.67	-30.00	-12.67	0.00	-42.67
3	17476.25	-71.22	-30.00	-41.22	0.00	-71.22
4	23282.35	-68.98	-30.00	-38.98	0.00	-68.98

Note 1: Measured Value (dBm) = Reading (dBm) + Factor (dB).
Note 2: Margin (dB) = Measured Value (dBm) – Limit (dBm).

Radiated Band edge

11a	
5180MHz	5240MHz
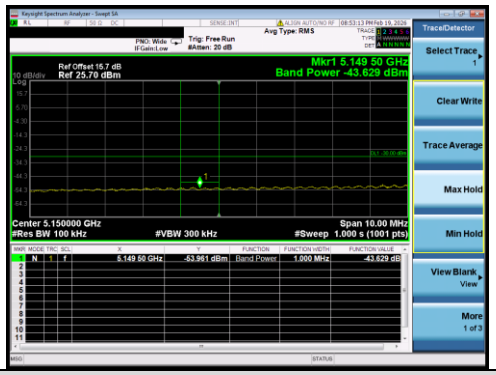	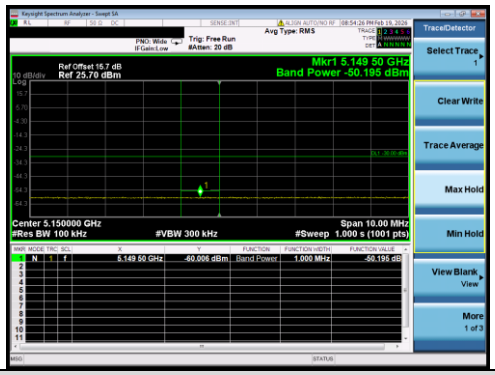
5260MHz	5320MHz
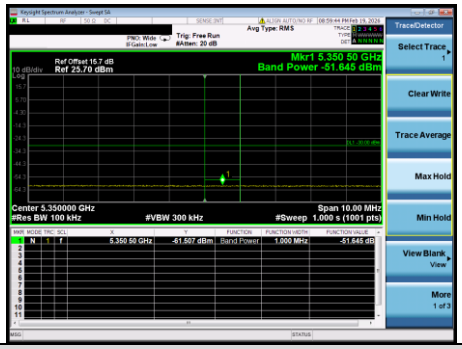	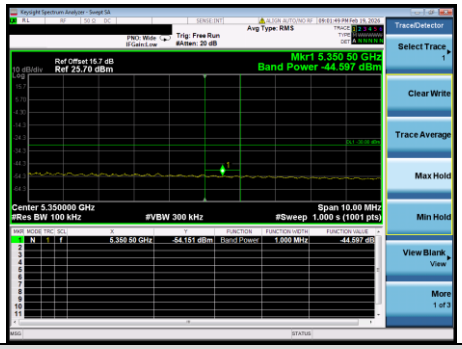
5500MHz	5700MHz
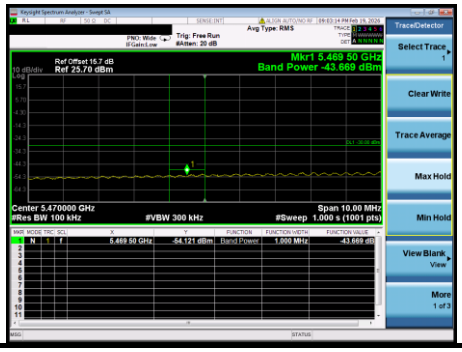	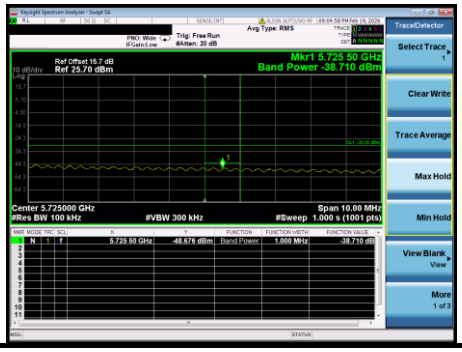

ax HET20_OFDMA	
5180MHz	**5240MHz**
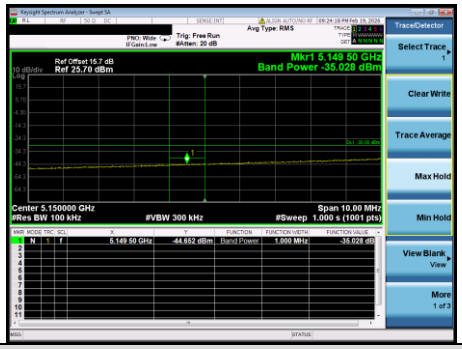	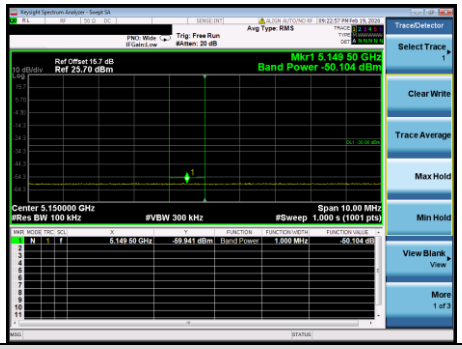
5260MHz	**5320MHz**
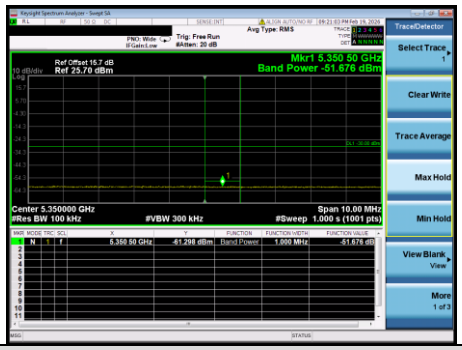	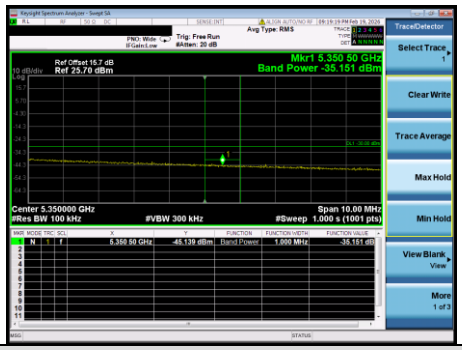
5500MHz	**5700MHz**
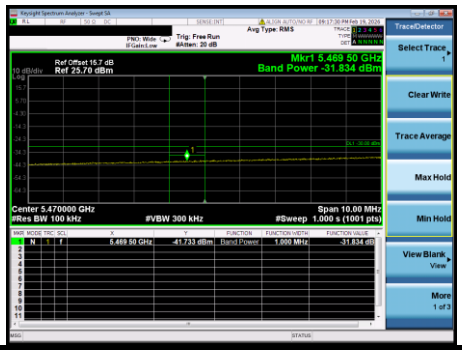	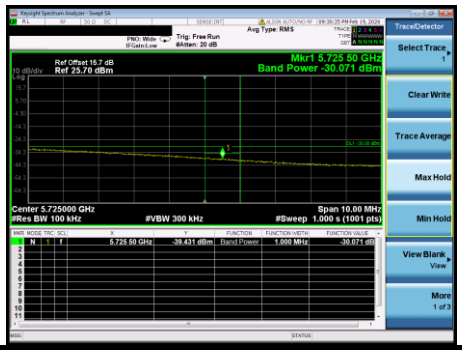

11a	
5720MHz	
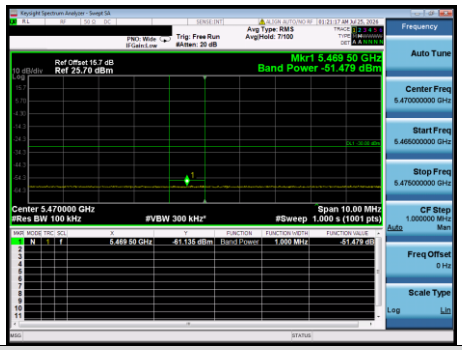	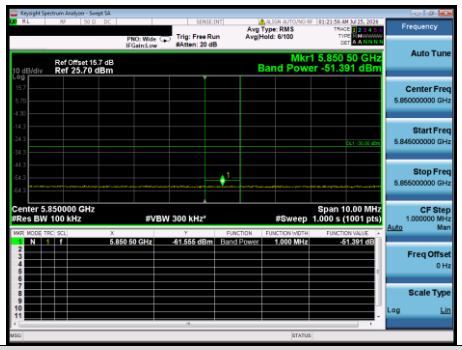
ax HET20_OFDMA	
5720MHz	
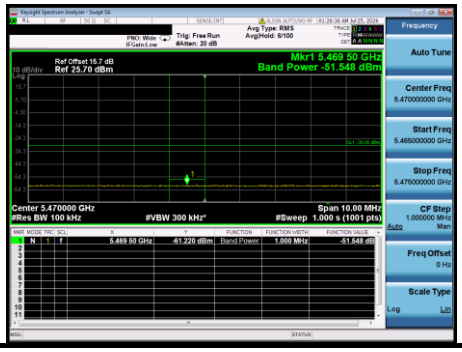	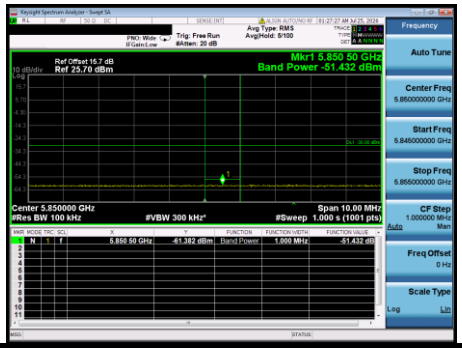

11a	
5745MHz	**5825MHz**
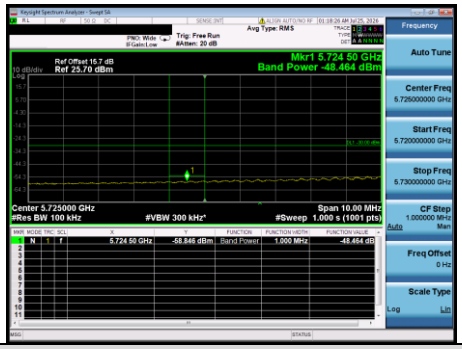	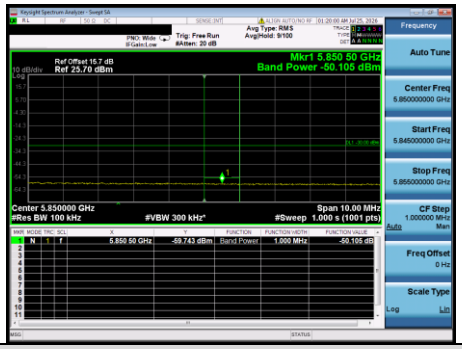
ax HET20_OFDMA	
5745MHz	**5825MHz**
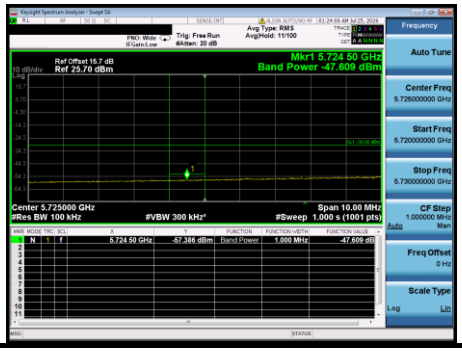	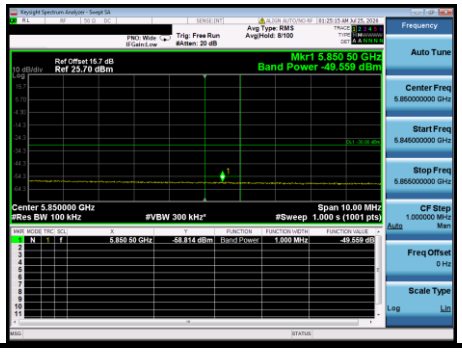

Summary

Mode	Result	Ref (Hz)	Ref (dBm)	Freq (Hz)	Level (dBm)	Limit (dBm)	Margin (dB)	Port
5.15-5.25GHz	-	-	-	-	-	-	-	-
802.11a_Nss1,(6Mbps)_1TX	Pass	5.181625G	6.26	5.191041G	-21.38	-13.77	-7.61	1
802.11ax HEW20 OFDMA_Nss1,(MCS0)_1TX	Pass	5.240509G	6.28	5.263473G	-30.06	-24.60	-5.46	1
5.25-5.35GHz	-	-	-	-	-	-	-	-
802.11a_Nss1,(6Mbps)_1TX	Pass	5.261514G	6.09	5.27102G	-22.72	-13.93	-8.79	1
802.11ax HEW20 OFDMA_Nss1,(MCS0)_1TX	Pass	5.320649G	6.03	5.341295G	-28.64	-23.01	-5.63	1
5.47-5.725GHz	-	-	-	-	-	-	-	-
802.11a_Nss1,(6Mbps)_1TX	Pass	5.701623G	6.16	5.688973G	-23.51	-13.86	-9.65	1
802.11ax HEW20 OFDMA_Nss1,(MCS0)_1TX	Pass	5.700616G	6.16	5.669836G	-34.28	-30.00	-4.28	1
5.725-5.85GHz	-	-	-	-	-	-	-	-
802.11a_Nss1,(6Mbps)_1TX	Pass	5.826484G	-1.26	5.813994G	-31.11	-21.27	-9.84	1
802.11ax HEW20 OFDMA_Nss1,(MCS0)_1TX	Pass	5.745503G	-1.84	5.734588G	-19.41	-10.09	-9.32	1

Result

Mode	Result	Ref (Hz)	Ref (dBm)	Freq (Hz)	Level (dBm)	Limit (dBm)	Margin (dB)	Port
802.11a_Nss1,(6Mbps)_1TX	-	-	-	-	-	-	-	-
5180MHz_Tnom	Pass	5.181625G	6.26	5.191041G	-21.38	-13.77	-7.61	1
5180MHz_Tnom	Pass	5.181625G	6.26	5.507398G	-45.26	-30.00	-15.26	1
5240MHz_Tnom	Pass	5.241713G	6.07	5.250984G	-21.77	-13.62	-8.15	1
5240MHz_Tnom	Pass	5.241713G	6.07	5.489987G	-45.36	-30.00	-15.36	1
5260MHz_Tnom	Pass	5.261514G	6.09	5.27102G	-22.72	-13.93	-8.79	1
5260MHz_Tnom	Pass	5.261514G	6.09	5.49615G	-45.33	-30.00	-15.33	1
5320MHz_Tnom	Pass	5.321817G	5.58	5.331089G	-24.01	-14.50	-9.51	1
5320MHz_Tnom	Pass	5.321817G	5.58	5.350585G	-44.68	-30.00	-14.68	1
5500MHz_Tnom	Pass	5.501792G	5.72	5.489016G	-23.85	-13.95	-9.90	1
5500MHz_Tnom	Pass	5.501792G	5.72	5.469395G	-44.11	-30.00	-14.11	1
5700MHz_Tnom	Pass	5.701623G	6.16	5.688973G	-23.51	-13.86	-9.65	1
5700MHz_Tnom	Pass	5.701623G	6.16	5.158643G	-44.57	-30.00	-14.57	1
5720MHz Straddle 5.47-5.725GHz_Tnom	Pass	5.718772G	-0.28	5.708972G	-30.29	-20.30	-9.99	1
5720MHz Straddle 5.47-5.725GHz_Tnom	Pass	5.718772G	-0.28	5.155513G	-44.01	-30.00	-14.01	1
5745MHz_Tnom	Pass	5.746269G	-1.11	5.733997G	-31.14	-21.11	-10.03	1
5745MHz_Tnom	Pass	5.746269G	-1.11	5.15175G	-44.15	-30.00	-14.15	1
5825MHz_Tnom	Pass	5.826484G	-1.26	5.813994G	-31.11	-21.27	-9.84	1
5825MHz_Tnom	Pass	5.826484G	-1.26	5.168463G	-44.31	-30.00	-14.31	1
802.11ax HEW20 OFDMA_Nss1,(MCS0)_1TX	-	-	-	-	-	-	-	-
5180MHz_Tnom	Pass	5.180565G	6.34	5.200654G	-27.91	-22.21	-5.70	1
5180MHz_Tnom	Pass	5.180565G	6.34	5.499708G	-45.28	-30.00	-15.28	1
5240MHz_Tnom	Pass	5.240509G	6.28	5.263473G	-30.06	-24.60	-5.46	1
5240MHz_Tnom	Pass	5.240509G	6.28	5.5157G	-45.23	-30.00	-15.23	1
5260MHz_Tnom	Pass	5.260472G	5.96	5.277938G	-29.15	-20.21	-8.94	1
5260MHz_Tnom	Pass	5.260472G	5.96	5.556507G	-45.32	-30.00	-15.32	1
5320MHz_Tnom	Pass	5.320649G	6.03	5.341295G	-28.64	-23.01	-5.63	1
5320MHz_Tnom	Pass	5.320649G	6.03	5.350136G	-36.60	-30.00	-6.60	1
5500MHz_Tnom	Pass	5.50048G	5.83	5.523355G	-31.11	-24.80	-6.31	1
5500MHz_Tnom	Pass	5.50048G	5.83	5.469628G	-36.82	-30.00	-6.82	1
5700MHz_Tnom	Pass	5.700616G	6.16	5.669836G	-34.28	-30.00	-4.28	1
5700MHz_Tnom	Pass	5.700616G	6.16	5.154708G	-44.38	-30.00	-14.38	1
5720MHz Straddle 5.47-5.725GHz_Tnom	Pass	5.720347G	-0.75	5.709781G	-14.39	-5.12	-9.27	1
5720MHz Straddle 5.47-5.725GHz_Tnom	Pass	5.720347G	-0.75	5.153981G	-44.24	-30.00	-14.24	1
5745MHz_Tnom	Pass	5.745503G	-1.84	5.734588G	-19.41	-10.09	-9.32	1
5745MHz_Tnom	Pass	5.745503G	-1.84	5.160456G	-44.28	-30.00	-14.28	1
5825MHz_Tnom	Pass	5.825675G	-1.66	5.814606G	-18.88	-9.54	-9.34	1
5825MHz_Tnom	Pass	5.825675G	-1.66	5.159669G	-44.19	-30.00	-14.19	1

5.15-5.25GHz_802.11a_Nss1,(6Mbps)_1TX **MASK**

5180MHz_Tnom 17/02/2026

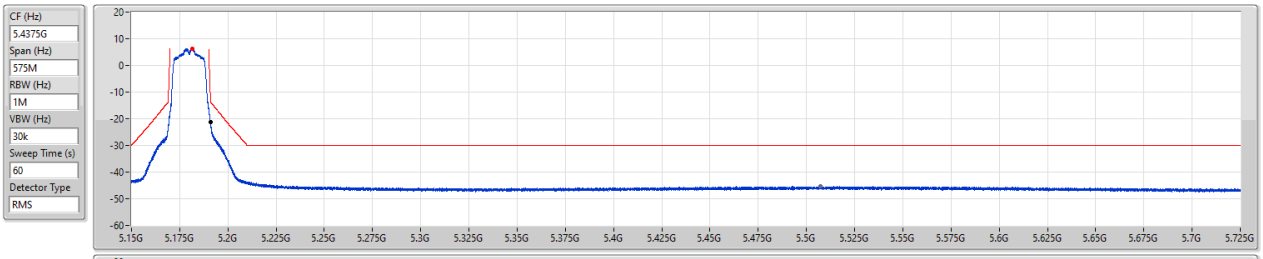

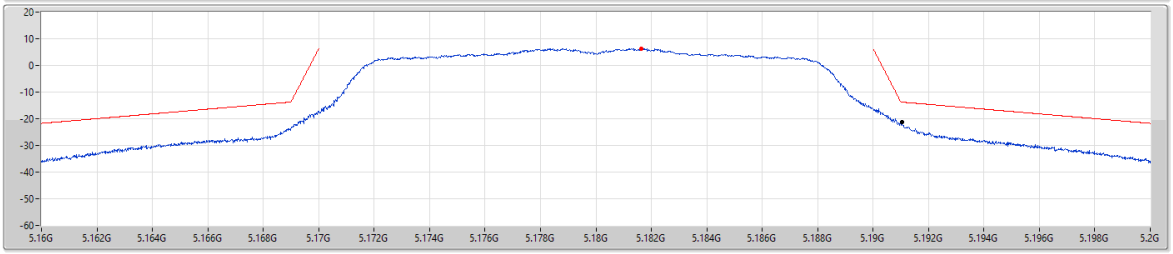

Ref(Hz)	Ref(dBm)	Freq(Hz)	Level(dBm)	Limit(dBm)	Margin(dB)	Port	Range
5.181625G	6.26	5.191041G	-21.38	-13.77	-7.61	1	In Sub-band
5.181625G	6.26	5.507398G	-45.26	-30.00	-15.26	1	OOB

5.15-5.25GHz_802.11a_Nss1,(6Mbps)_1TX **MASK**

5240MHz_Tnom 17/02/2026

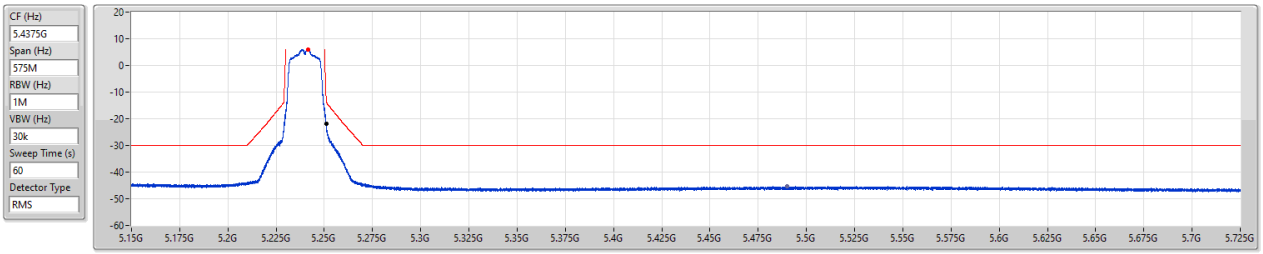

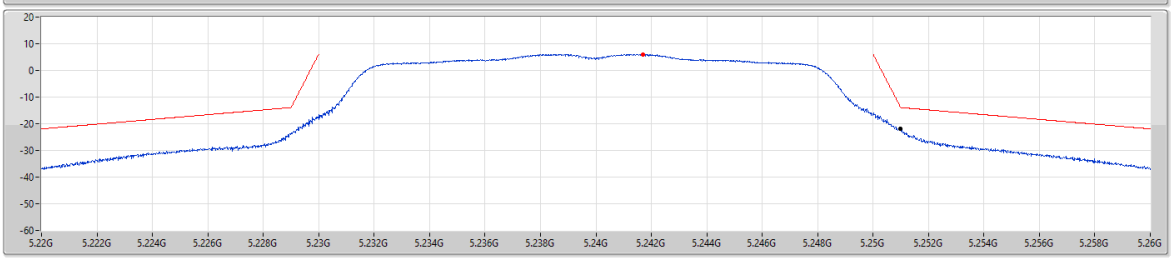

Ref(Hz)	Ref(dBm)	Freq(Hz)	Level(dBm)	Limit(dBm)	Margin(dB)	Port	Range
5.241713G	6.07	5.250984G	-21.77	-13.62	-8.15	1	In Sub-band
5.241713G	6.07	5.489987G	-45.36	-30.00	-15.36	1	OOB

5.25-5.35GHz_802.11a_Nss1,(6Mbps)_1TX **MASK**

5260MHz_Tnom

17/02/2026

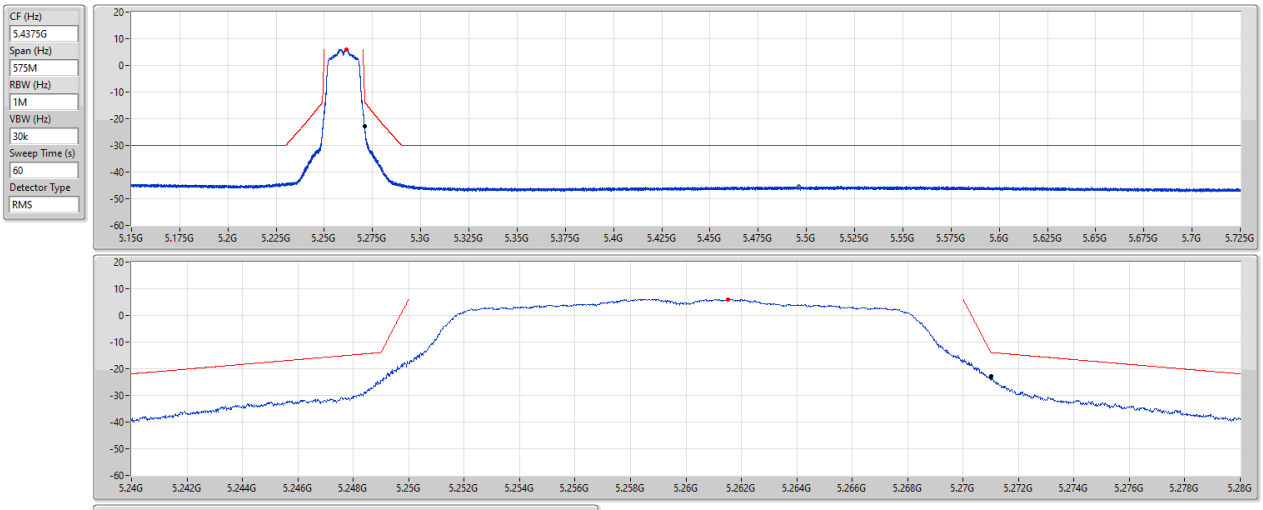

Ref(Hz)	Ref(dBm)	Freq(Hz)	Level(dBm)	Limit(dBm)	Margin(dB)	Port	Range
5.261514G	6.09	5.27102G	-22.72	-13.93	-8.79	1	In Sub-band
5.261514G	6.09	5.49615G	-45.33	-30.00	-15.33	1	OOB

5.25-5.35GHz_802.11a_Nss1,(6Mbps)_1TX **MASK**

5320MHz_Tnom

17/02/2026

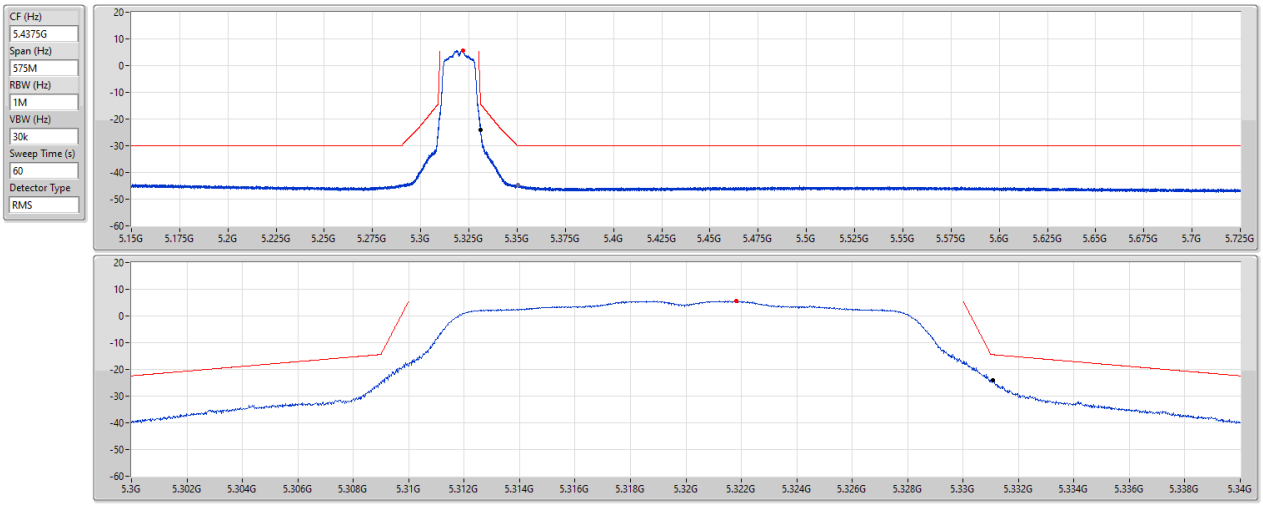

Ref(Hz)	Ref(dBm)	Freq(Hz)	Level(dBm)	Limit(dBm)	Margin(dB)	Port	Range
5.321817G	5.58	5.331089G	-24.01	-14.50	-9.51	1	In Sub-band
5.321817G	5.58	5.350585G	-44.68	-30.00	-14.68	1	OOB

5.47-5.725GHz_802.11a_Nss1,(6Mbps)_1TX **MASK**

5500MHz_Tnom

17/02/2026

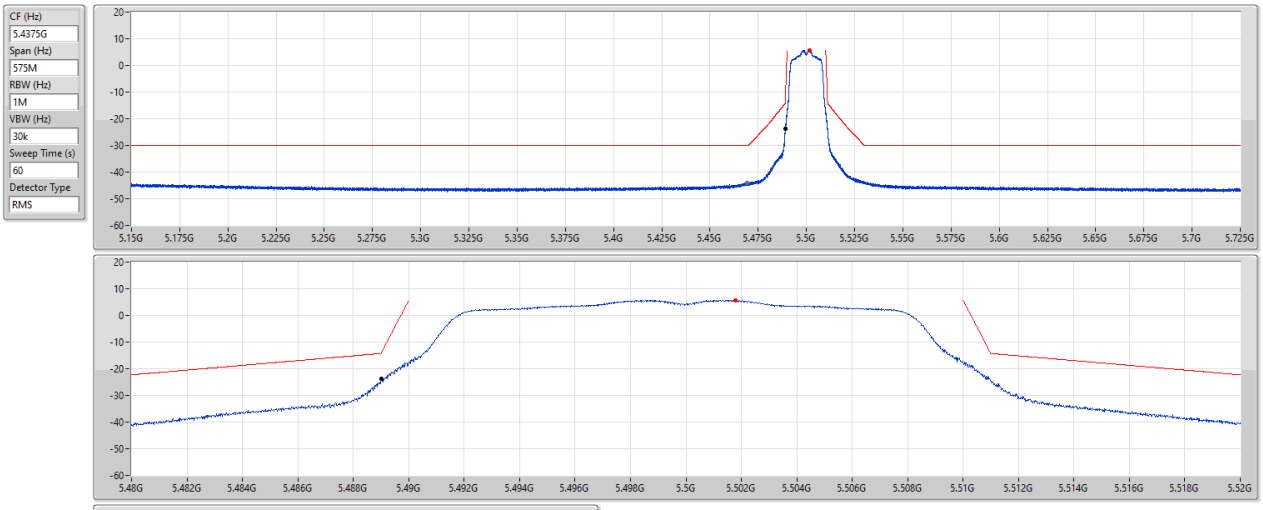

Ref(Hz)	Ref(dBm)	Freq(Hz)	Level(dBm)	Limit(dBm)	Margin(dB)	Port	Range
5.501792G	5.72	5.489016G	-23.85	-13.95	-9.90	1	In Sub-band
5.501792G	5.72	5.469395G	-44.11	-30.00	-14.11	1	OOB

5.47-5.725GHz_802.11a_Nss1,(6Mbps)_1TX **MASK**

5700MHz_Tnom

17/02/2026

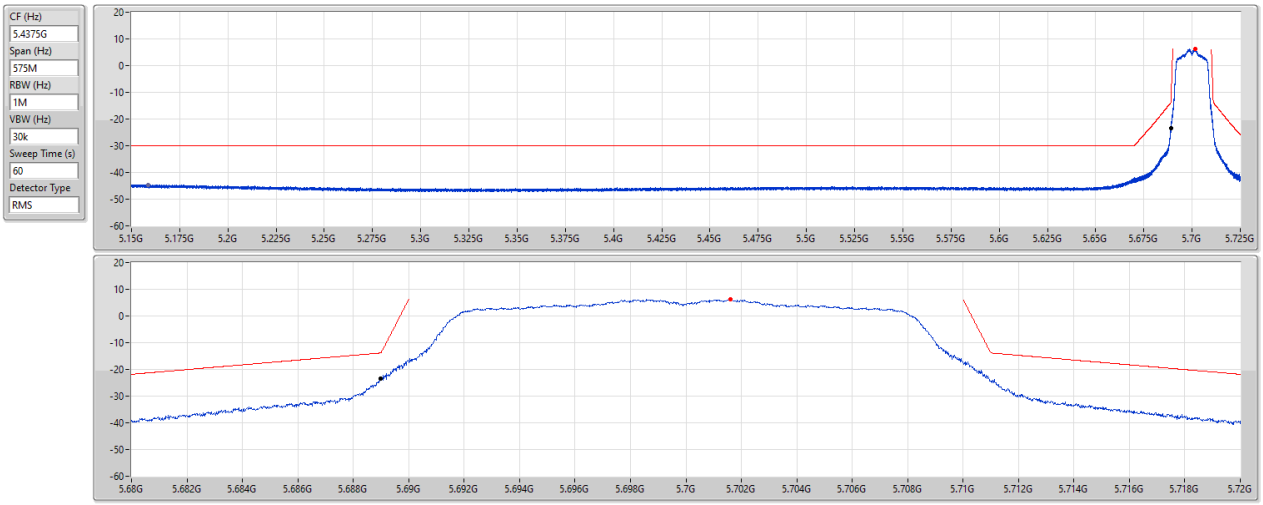

Ref(Hz)	Ref(dBm)	Freq(Hz)	Level(dBm)	Limit(dBm)	Margin(dB)	Port	Range
5.701623G	6.16	5.688973G	-23.51	-13.86	-9.65	1	In Sub-band
5.701623G	6.16	5.158643G	-44.57	-30.00	-14.57	1	OOB

5.47-5.725GHz_802.11a_Nss1,(6Mbps)_1TX **MASK**

5720MHz Straddle 5.47-5.725GHz_Tnom

24/07/2026

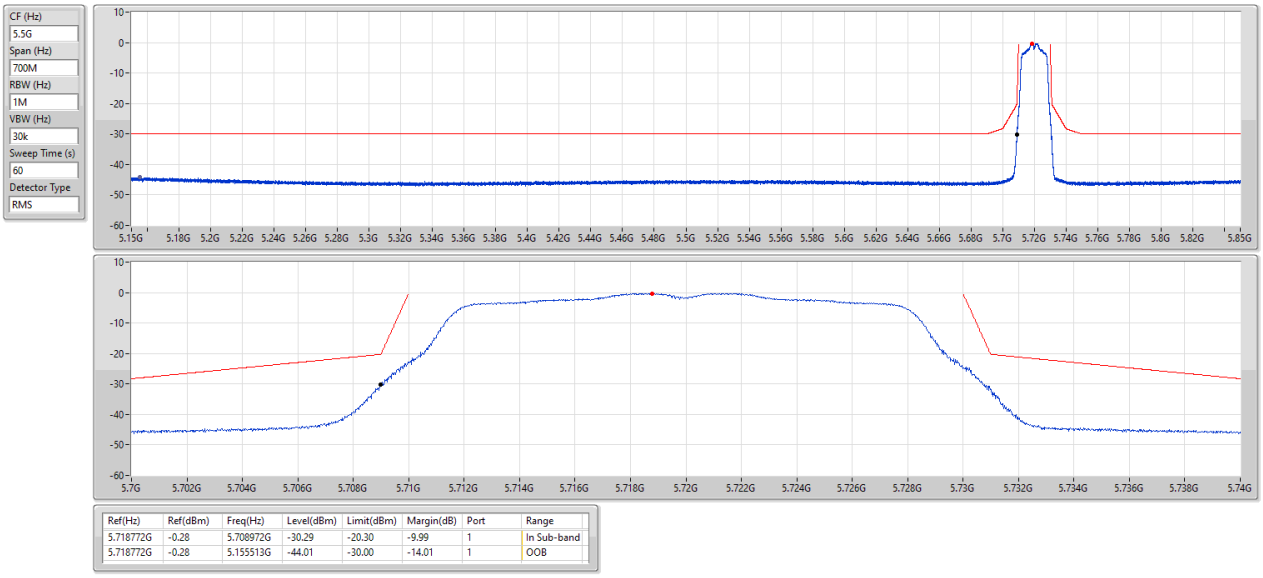

Ref(Hz)	Ref(dBm)	Freq(Hz)	Level(dBm)	Limit(dBm)	Margin(dB)	Port	Range
5.718772G	-0.28	5.708972G	-30.29	-20.30	-9.99	1	In Sub-band
5.718772G	-0.28	5.155513G	-44.01	-30.00	-14.01	1	OOB

5.725-5.85GHz_802.11a_Nss1,(6Mbps)_1TX **MASK**

5745MHz_Tnom

24/07/2026

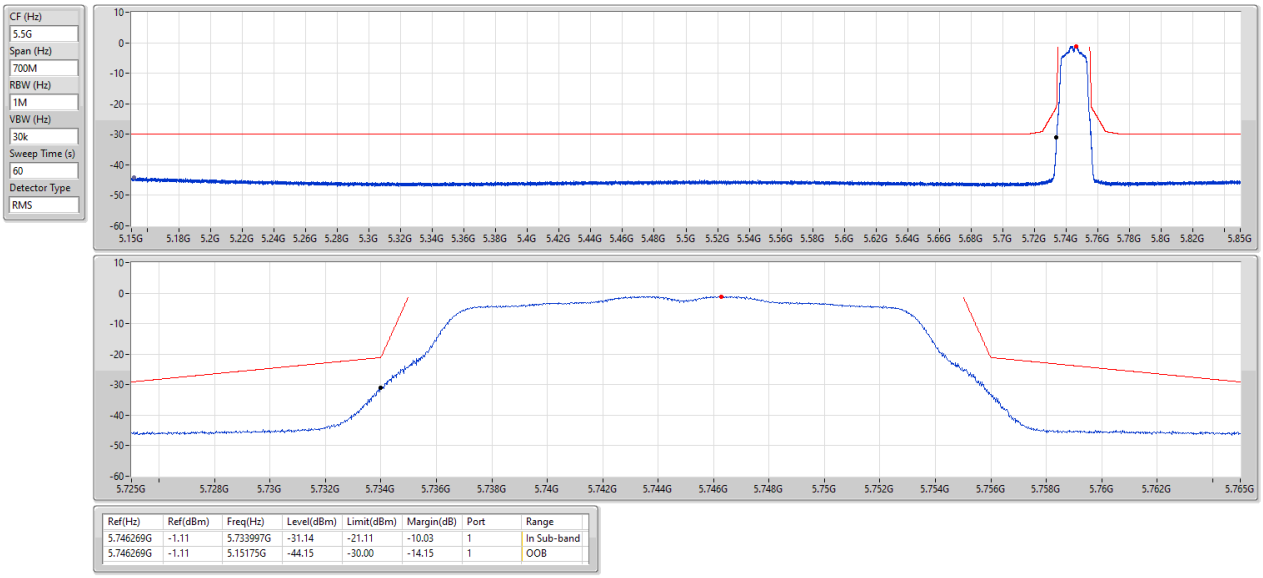

Ref(Hz)	Ref(dBm)	Freq(Hz)	Level(dBm)	Limit(dBm)	Margin(dB)	Port	Range
5.746269G	-1.11	5.733997G	-31.14	-21.11	-10.03	1	In Sub-band
5.746269G	-1.11	5.15175G	-44.15	-30.00	-14.15	1	OOB

5.725-5.85GHz_802.11a_Nss1,(6Mbps)_1TX **MASK**

5825MHz_Tnom 24/07/2026

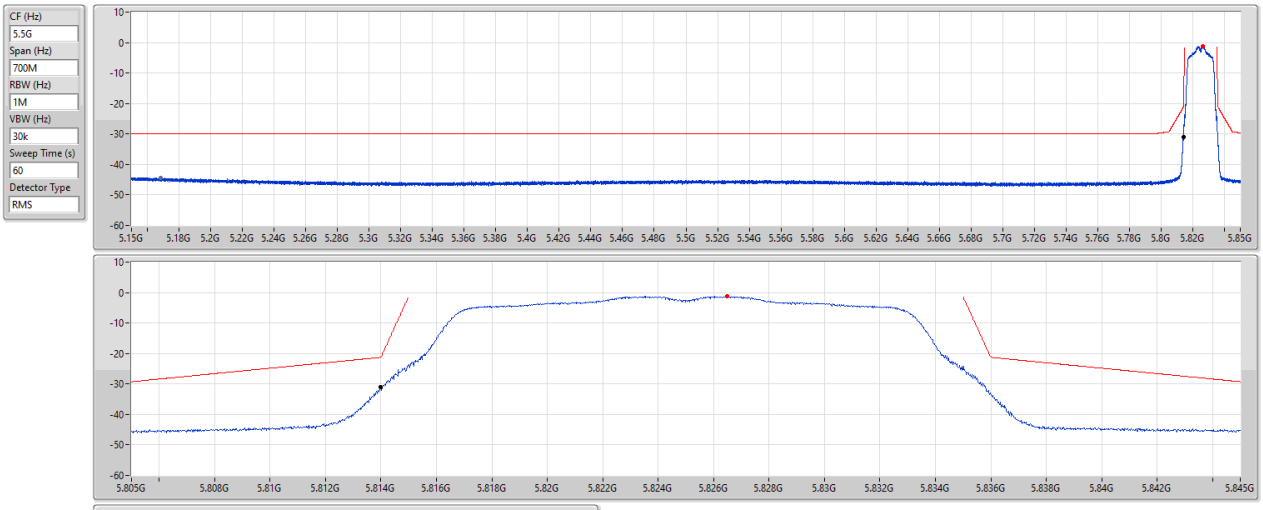

Ref(Hz)	Ref(dBm)	Freq(Hz)	Level(dBm)	Limit(dBm)	Margin(dB)	Port	Range
5.826484G	-1.26	5.813994G	-31.11	-21.27	-9.84	1	In Sub-band
5.826484G	-1.26	5.168463G	-44.31	-30.00	-14.31	1	OOB

5.15-5.25GHz_802.11ax HEW20 OFDMA_Nss1,(MCS0)_1TX **MASK**

5180MHz_Tnom 17/02/2026

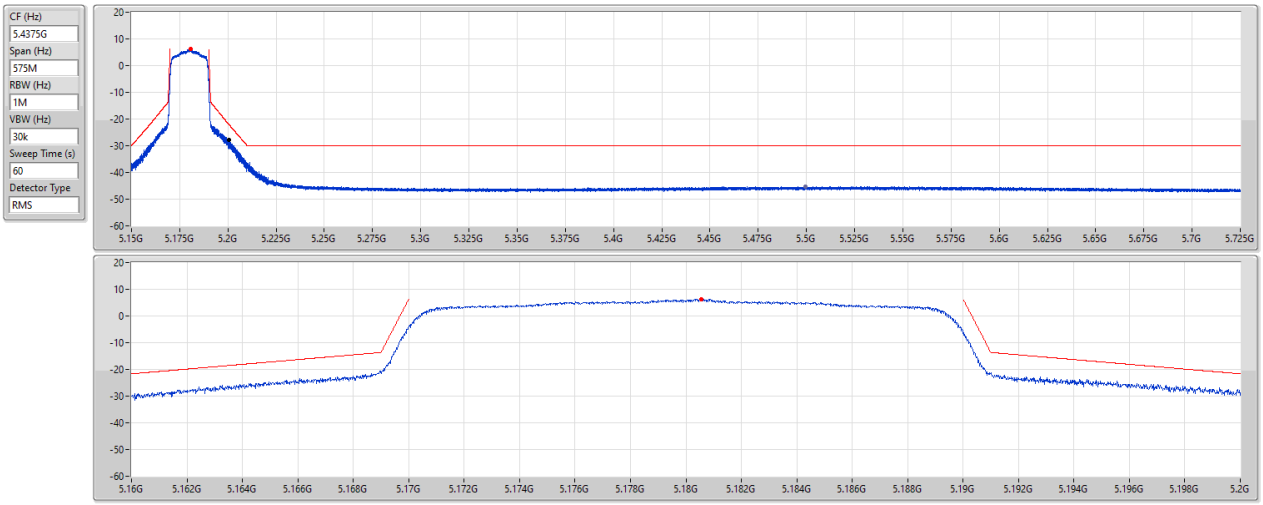

Ref(Hz)	Ref(dBm)	Freq(Hz)	Level(dBm)	Limit(dBm)	Margin(dB)	Port	Range
5.180565G	6.34	5.200654G	-27.91	-22.21	-5.70	1	In Sub-band
5.180565G	6.34	5.499708G	-45.28	-30.00	-15.28	1	OOB

5.15-5.25GHz_802.11ax HEW20 OFDMA_Nss1,(MCS0)_1TX **MASK**

5240MHz_Tnom 17/02/2026

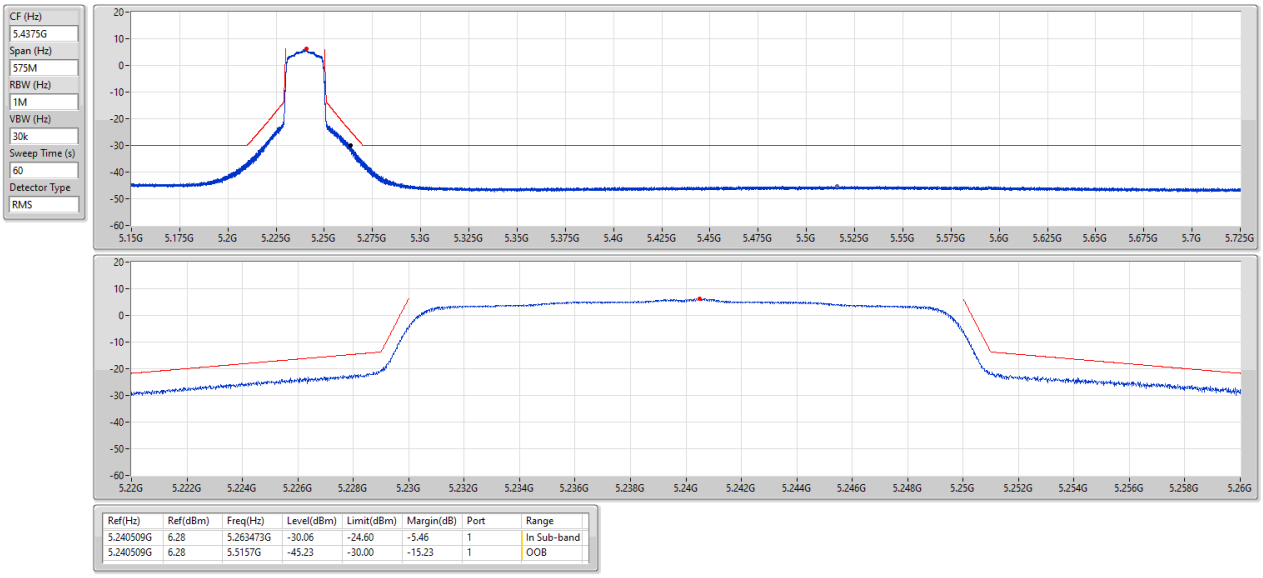

Ref(Hz)	Ref(dBm)	Freq(Hz)	Level(dBm)	Limit(dBm)	Margin(dB)	Port	Range
5.240509G	6.28	5.263473G	-30.06	-24.60	-5.46	1	In Sub-band
5.240509G	6.28	5.5157G	-45.23	-30.00	-15.23	1	OOB

5.25-5.35GHz_802.11ax HEW20 OFDMA_Nss1,(MCS0)_1TX **MASK**

5260MHz_Tnom 17/02/2026

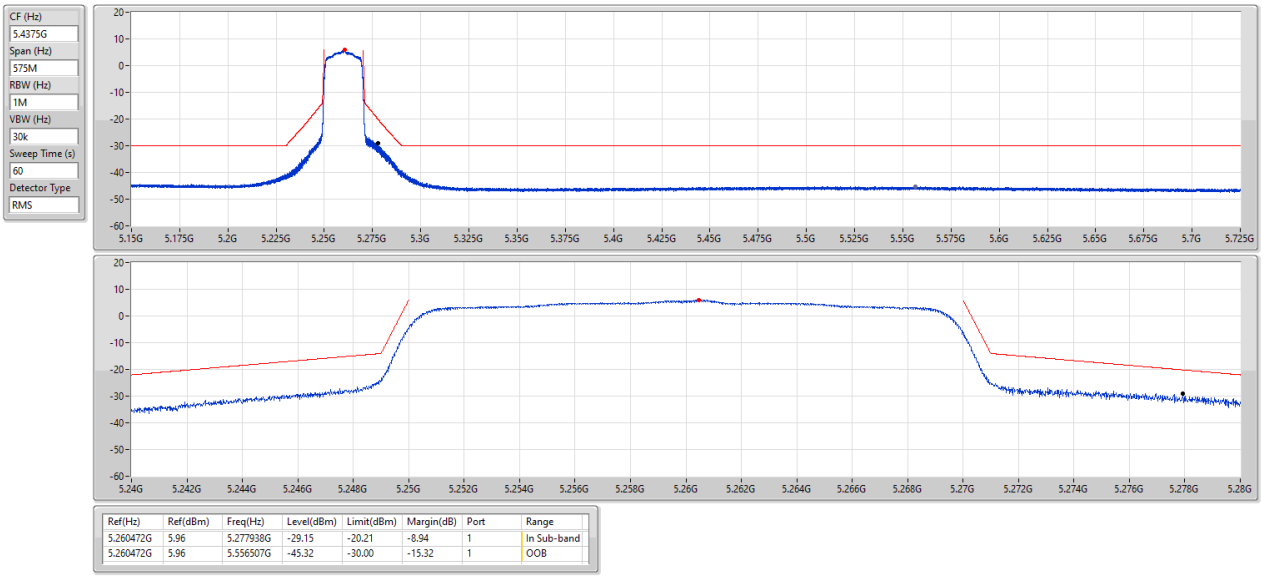

Ref(Hz)	Ref(dBm)	Freq(Hz)	Level(dBm)	Limit(dBm)	Margin(dB)	Port	Range
5.260472G	5.96	5.277938G	-29.15	-20.21	-8.94	1	In Sub-band
5.260472G	5.96	5.556507G	-45.32	-30.00	-15.32	1	OOB

5.25-5.35GHz_802.11ax HEW20 OFDMA_Nss1,(MCS0)_1TX **MASK**

5320MHz_Tnom 17/02/2026

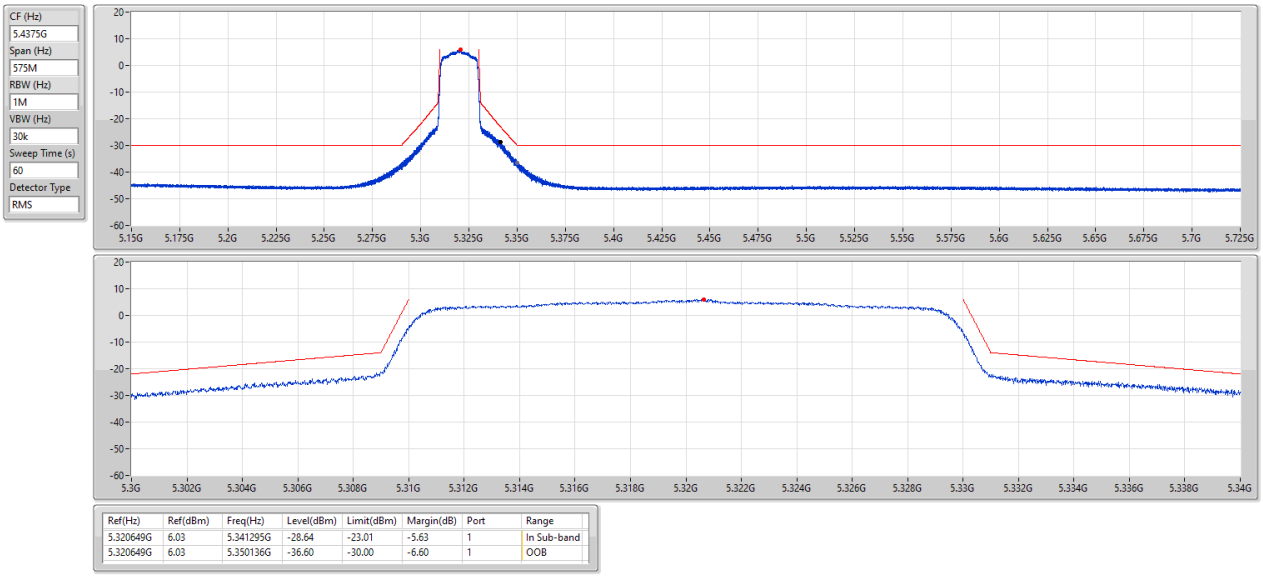

Ref(Hz)	Ref(dBm)	Freq(Hz)	Level(dBm)	Limit(dBm)	Margin(dB)	Port	Range
5.320649G	6.03	5.341295G	-28.64	-23.01	-5.63	1	In Sub-band
5.320649G	6.03	5.350136G	-36.60	-30.00	-6.60	1	OOB

5.47-5.725GHz_802.11ax HEW20 OFDMA_Nss1,(MCS0)_1TX **MASK**

5500MHz_Tnom 17/02/2026

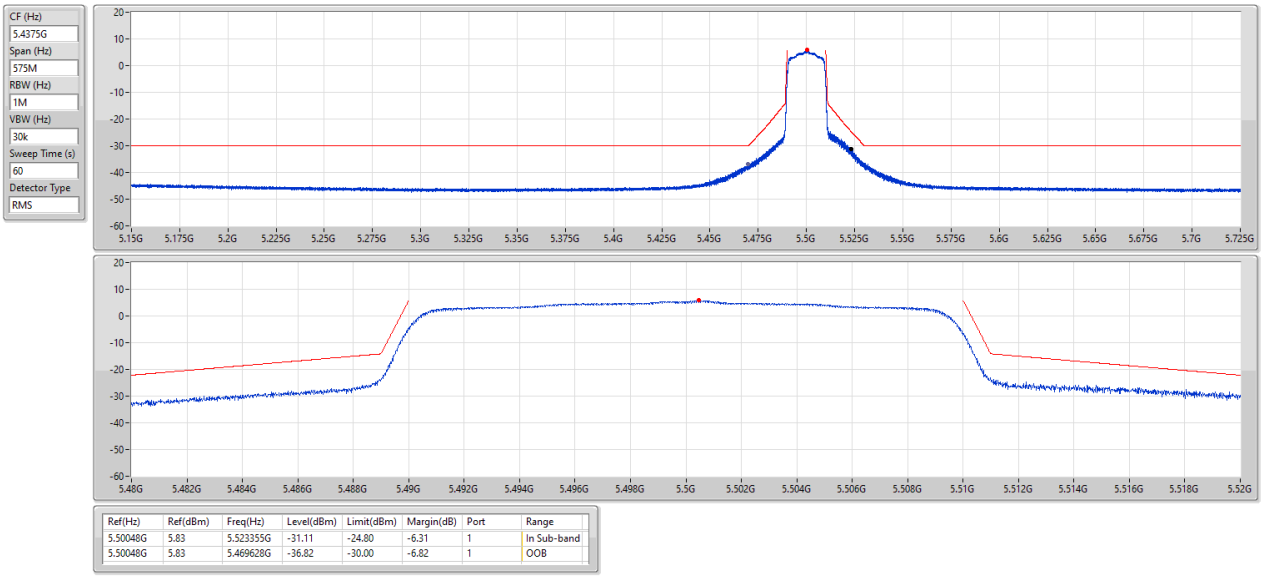

Ref(Hz)	Ref(dBm)	Freq(Hz)	Level(dBm)	Limit(dBm)	Margin(dB)	Port	Range
5.50048G	5.83	5.523355G	-31.11	-24.80	-6.31	1	In Sub-band
5.50048G	5.83	5.469628G	-36.82	-30.00	-6.82	1	OOB

5.47-5.725GHz_802.11ax HEW20 OFDMA_Nss1,(MCS0)_1TX **MASK**

5700MHz_Tnom 17/02/2026

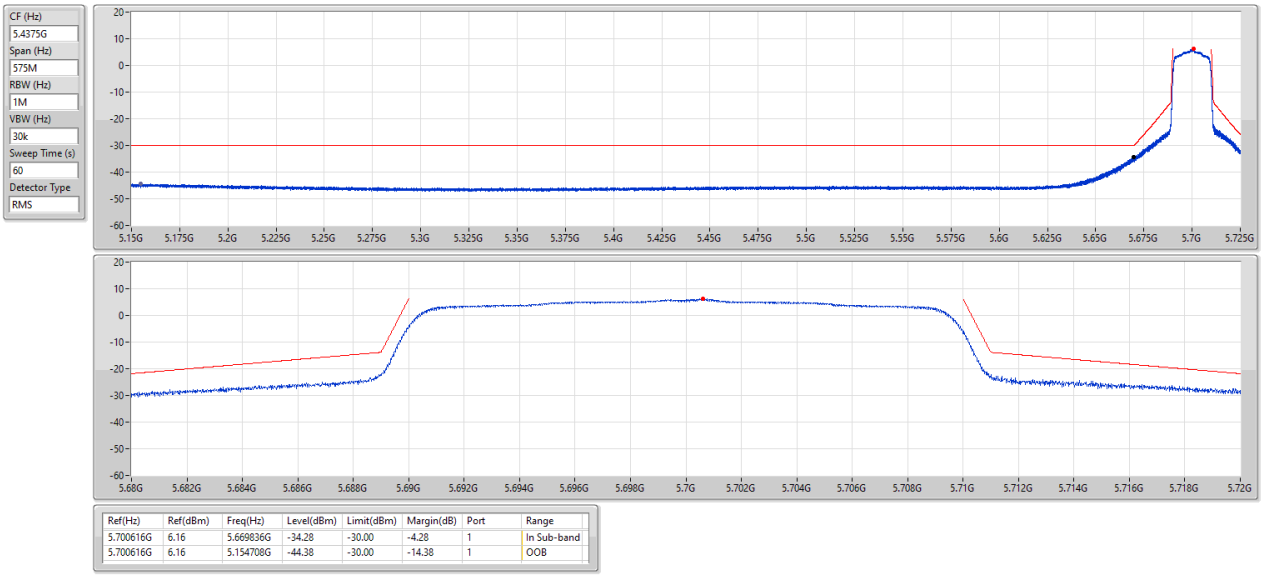

Ref(Hz)	Ref(dBm)	Freq(Hz)	Level(dBm)	Limit(dBm)	Margin(dB)	Port	Range
5.700616G	6.16	5.669836G	-34.28	-30.00	-4.28	1	In Sub-band
5.700616G	6.16	5.154708G	-44.38	-30.00	-14.38	1	OOB

5.47-5.725GHz_802.11ax HEW20 OFDMA_Nss1,(MCS0)_1TX **MASK**

5720MHz Straddle 5.47-5.725GHz_Tnom 24/07/2026

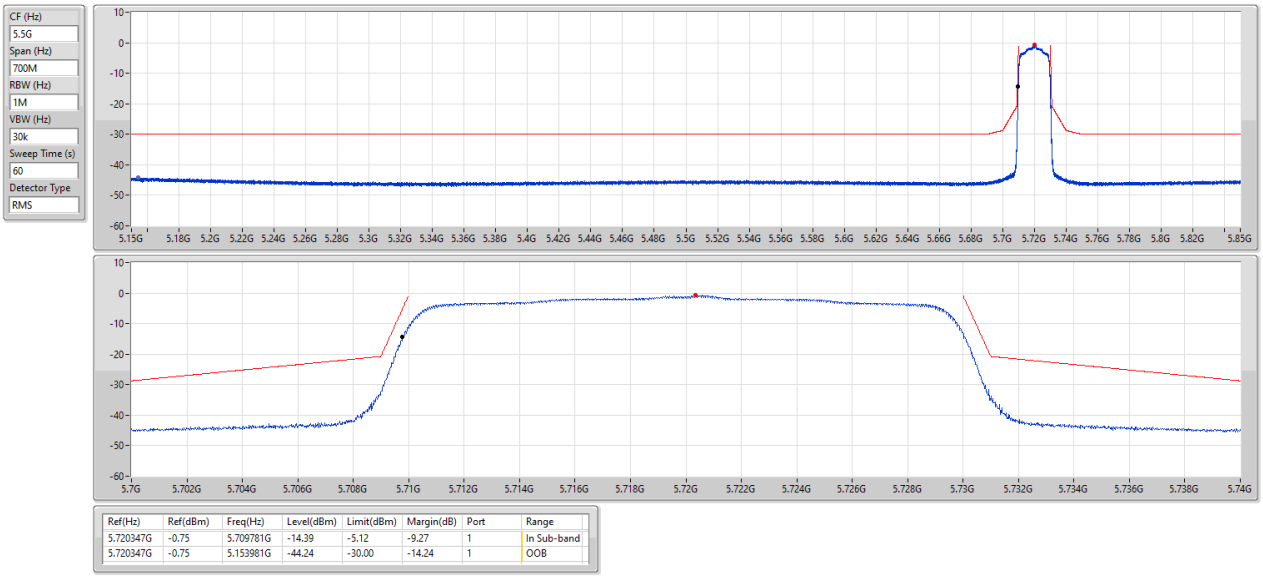

Ref(Hz)	Ref(dBm)	Freq(Hz)	Level(dBm)	Limit(dBm)	Margin(dB)	Port	Range
5.720347G	-0.75	5.709781G	-14.39	-5.12	-9.27	1	In Sub-band
5.720347G	-0.75	5.153981G	-44.24	-30.00	-14.24	1	OOB

5.725-5.85GHz_802.11ax HEW20 OFDMA_Nss1,(MCS0)_1TX **MASK**

5745MHz_Tnom 24/07/2026

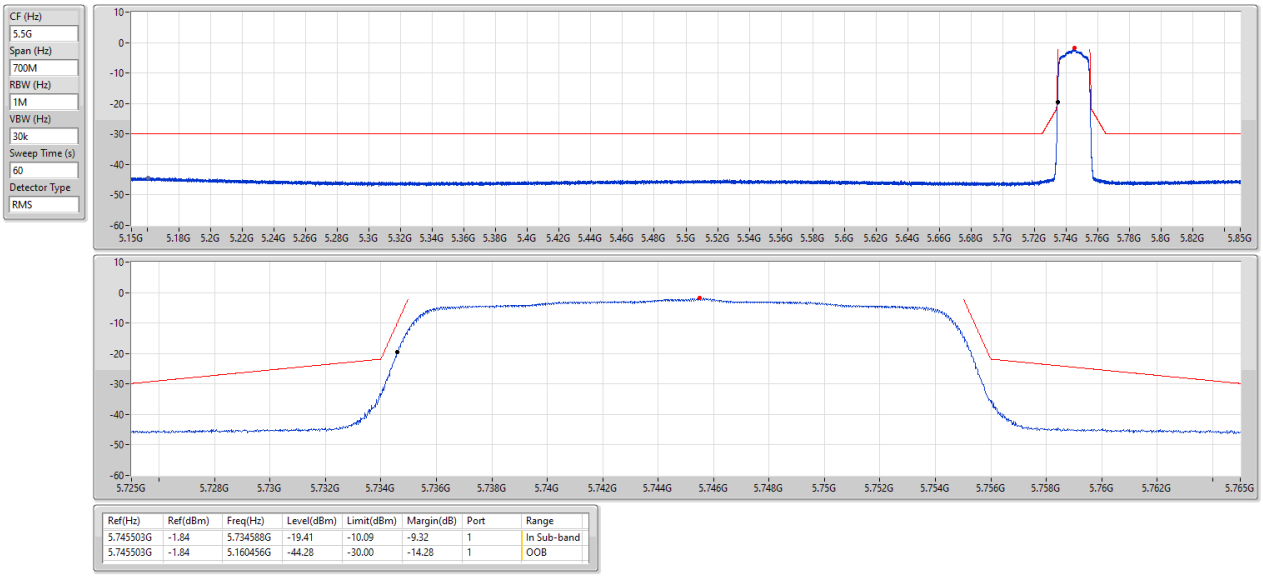

Ref(Hz)	Ref(dBm)	Freq(Hz)	Level(dBm)	Limit(dBm)	Margin(dB)	Port	Range
5.745503G	-1.84	5.734588G	-19.41	-10.09	-9.32	1	In Sub-band
5.745503G	-1.84	5.160456G	-44.28	-30.00	-14.28	1	OOB

5.725-5.85GHz_802.11ax HEW20 OFDMA_Nss1,(MCS0)_1TX **MASK**

5825MHz_Tnom 24/07/2026

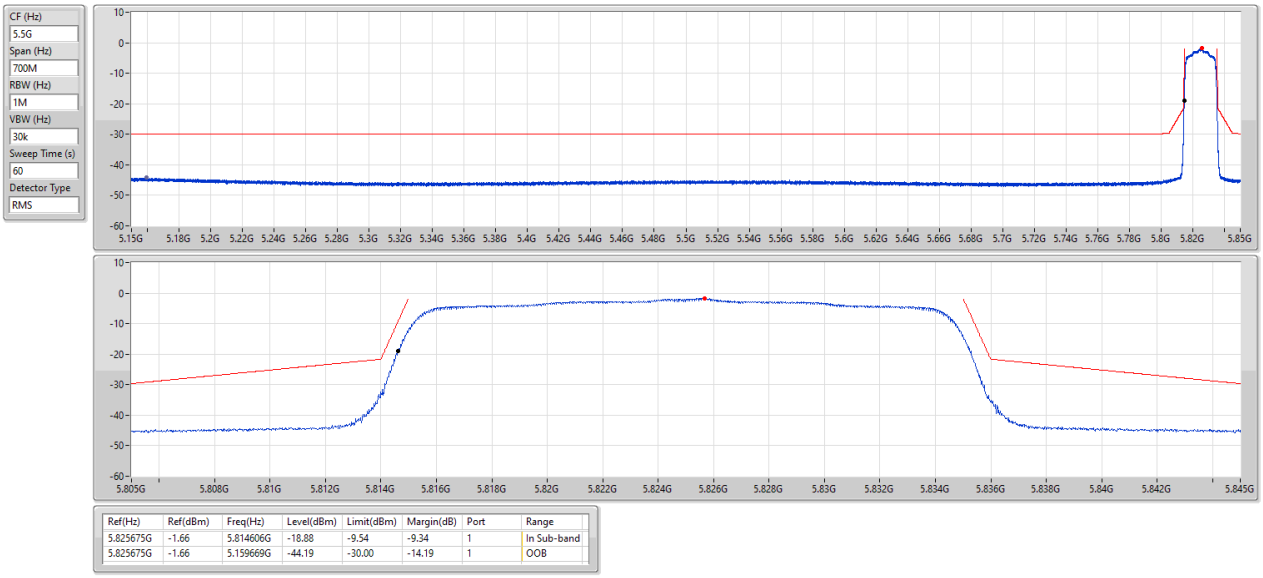

Ref(Hz)	Ref(dBm)	Freq(Hz)	Level(dBm)	Limit(dBm)	Margin(dB)	Port	Range
5.825675G	-1.66	5.814606G	-18.88	-9.54	-9.34	1	In Sub-band
5.825675G	-1.66	5.159669G	-44.19	-30.00	-14.19	1	OOB

full RU configuration

Emissions (Below 1GHz)

Modulation	11a	Test Freq. (MHz)	5180
Polarization	Horizontal		

Test By :Ryan Lee Temperature:23 Humidity(%):64

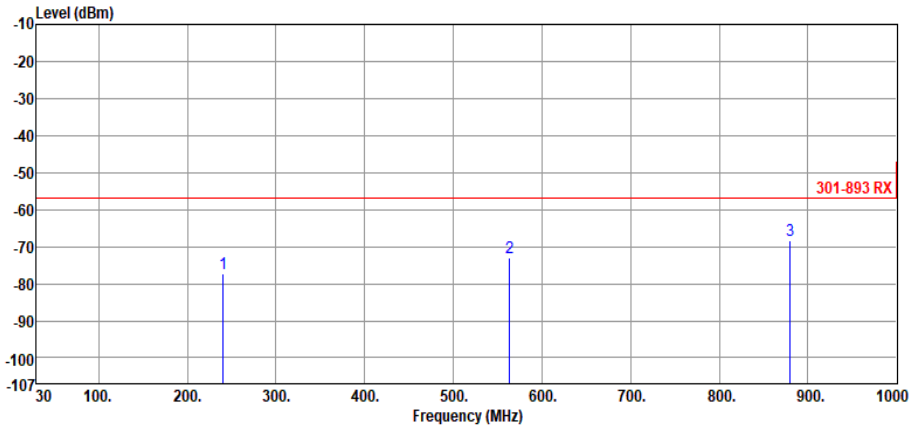

	Freq.	Measured value	Limit	Margin	Factor	Reading
	MHz	dBm	dBm	dB	dB	dBm
1	240.49	-77.32	-57.00	-20.32	-3.76	-73.56
2	563.50	-73.04	-57.00	-16.04	3.82	-76.86
3	879.72	-68.52	-57.00	-11.52	9.32	-77.84

Note 1: Measured Value (dBm) = Reading (dBm) + Factor (dB)
Note 2: Margin (dB) = Measured Value (dBm) – Limit (dBm)

Modulation	11a	**Test Freq. (MHz)**	5180
Polarization	Vertical		

Test By :Ryan Lee Temperature:23 Humidity(%):64

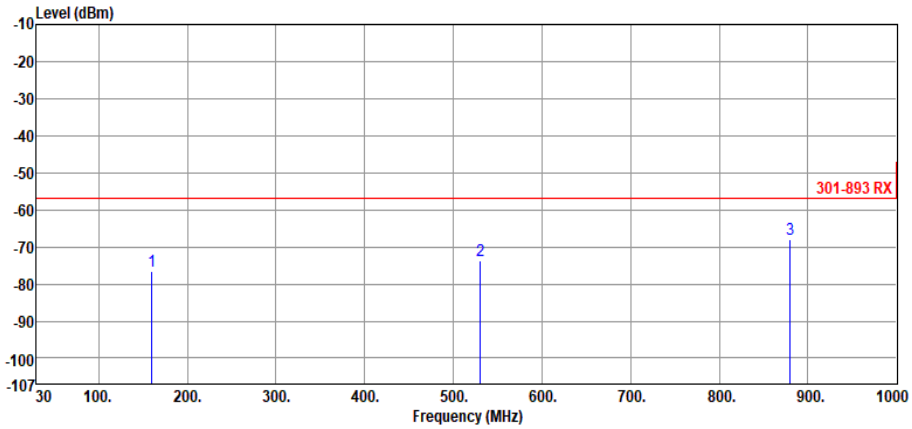

	Freq.	Measured value	Limit	Margin	Factor	Reading
	MHz	dBm	dBm	dB	dB	dBm
1	159.98	-76.58	-57.00	-19.58	-0.81	-75.77
2	530.52	-73.68	-57.00	-16.68	3.49	-77.17
3	879.72	-68.14	-57.00	-11.14	9.25	-77.39

Note 1: Measured Value (dBm) = Reading (dBm) + Factor (dB)
Note 2: Margin (dB) = Measured Value (dBm) – Limit (dBm)

Modulation	11a	**Test Freq. (MHz)**	5320
Polarization	Horizontal		

Test By :Ryan Lee Temperature:23 Humidity(%):64

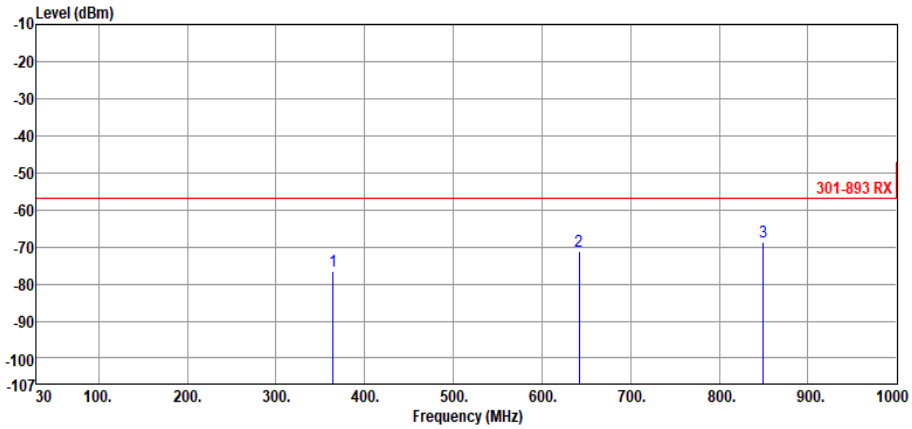

	Freq.	Measured value	Limit	Margin	Factor	Reading
	MHz	dBm	dBm	dB	dB	dBm
1	364.22	-76.67	-57.00	-19.67	-0.55	-76.12
2	642.01	-71.12	-57.00	-14.12	5.25	-76.37
3	849.66	-68.79	-57.00	-11.79	8.70	-77.49

Note 1: Measured Value (dBm) = Reading (dBm) + Factor (dB)
Note 2: Margin (dB) = Measured Value (dBm) – Limit (dBm)

Modulation	11a	**Test Freq. (MHz)**	5320
Polarization	Vertical		

Test By :Ryan Lee Temperature:23 Humidity(%):64

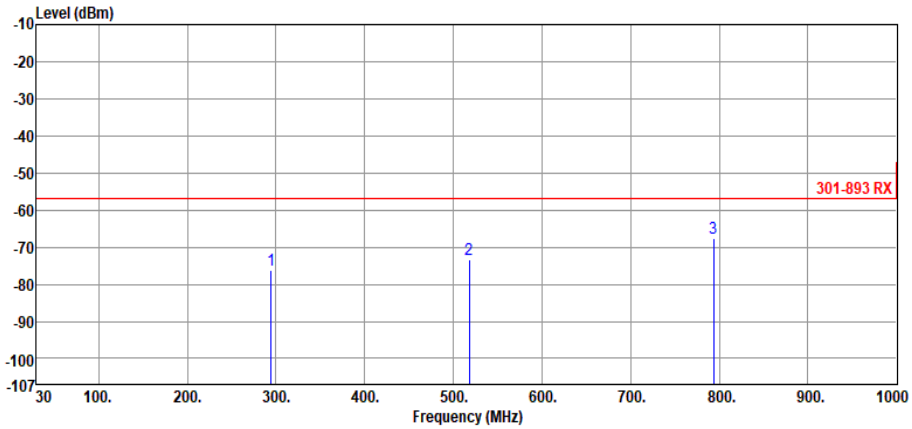

	Freq.	Measured value	Limit	Margin	Factor	Reading
	MHz	dBm	dBm	dB	dB	dBm
1	294.20	-76.10	-57.00	-19.10	-2.45	-73.65
2	518.22	-73.44	-57.00	-16.44	3.35	-76.79
3	793.31	-67.62	-57.00	-10.62	7.88	-75.50

Note 1: Measured Value (dBm) = Reading (dBm) + Factor (dB)
Note 2: Margin (dB) = Measured Value (dBm) – Limit (dBm)

Modulation	11a	**Test Freq. (MHz)**	5700
Polarization	Horizontal		

Test By :Ryan Lee Temperature:23 Humidity(%):64

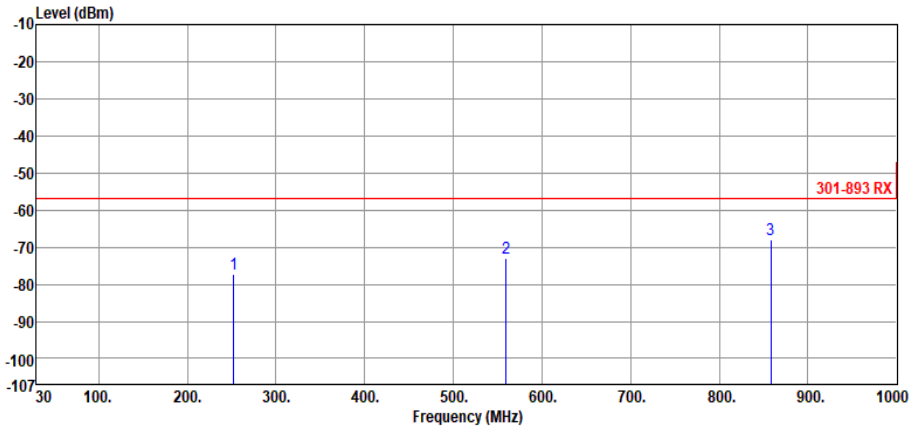

	Freq.	Measured value	Limit	Margin	Factor	Reading
	MHz	dBm	dBm	dB	dB	dBm
1	252.13	-77.31	-57.00	-20.31	-3.75	-73.56
2	559.23	-72.84	-57.00	-15.84	3.73	-76.57
3	858.26	-68.16	-57.00	-11.16	8.91	-77.07

Note 1: Measured Value (dBm) = Reading (dBm) + Factor (dB)
Note 2: Margin (dB) = Measured Value (dBm) – Limit (dBm)

Modulation	11a	Test Freq. (MHz)	5700
Polarization	Vertical		

Test By :Ryan Lee Temperature:23 Humidity(%):64

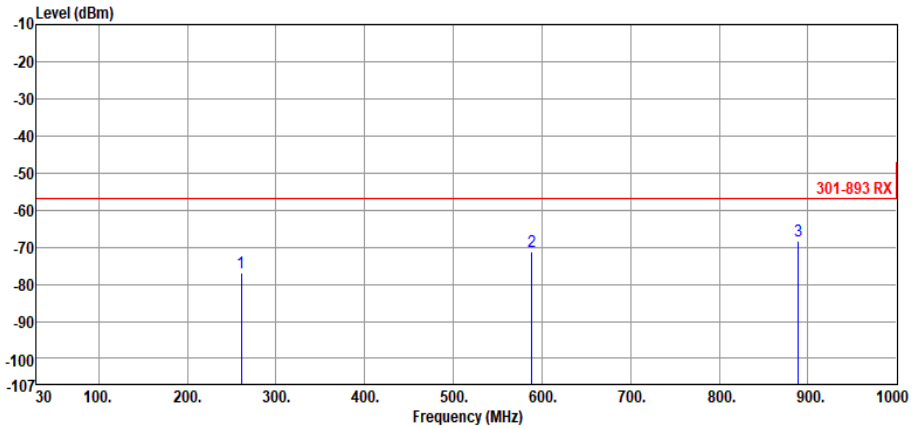

	Freq.	Measured value	Limit	Margin	Factor	Reading
	MHz	dBm	dBm	dB	dB	dBm
1	260.62	-76.88	-57.00	-19.88	-3.67	-73.21
2	588.58	-71.33	-57.00	-14.33	4.79	-76.12
3	889.24	-68.48	-57.00	-11.48	9.27	-77.75

Note 1: Measured Value (dBm) = Reading (dBm) + Factor (dB)
Note 2: Margin (dB) = Measured Value (dBm) – Limit (dBm)

Modulation	11a	**Test Freq. (MHz)**	5720
Polarization	Horizontal		

Test By :Ryan Lee Temperature:25 Humidity(%):66

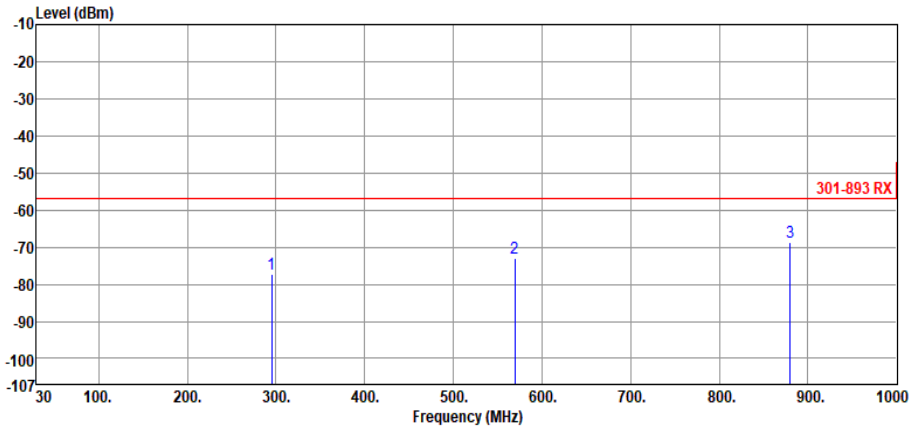

	Freq.	Measured value	Limit	Margin	Factor	Reading
	MHz	dBm	dBm	dB	dB	dBm
1	295.00	-77.34	-57.00	-20.34	-2.41	-74.93
2	569.33	-73.11	-57.00	-16.11	4.06	-77.17
3	879.79	-68.67	-57.00	-11.67	9.32	-77.99

Note 1: Measured Value (dBm) = Reading (dBm) + Factor (dB)
Note 2: Margin (dB) = Measured Value (dBm) – Limit (dBm)

Modulation	11a	**Test Freq. (MHz)**	5720
Polarization	Vertical		

Test By :Ryan Lee Temperature:25 Humidity(%):66

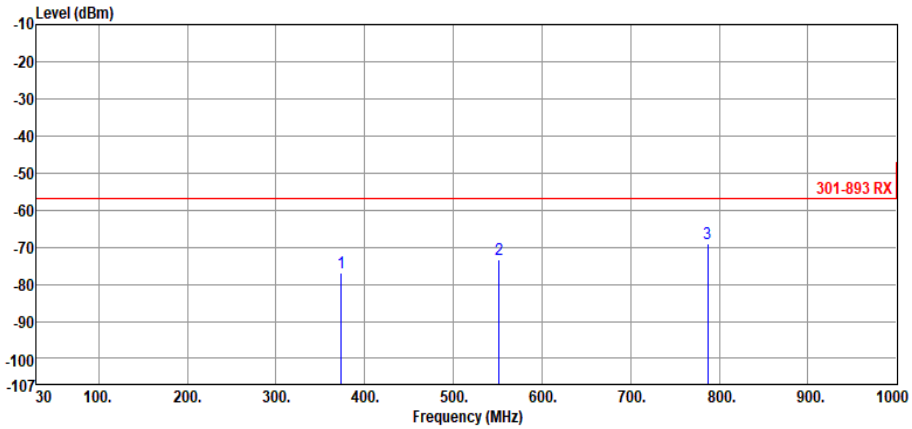

	Freq.	Measured value	Limit	Margin	Factor	Reading
	MHz	dBm	dBm	dB	dB	dBm
1	373.78	-76.83	-57.00	-19.83	-0.33	-76.50
2	551.42	-73.51	-57.00	-16.51	3.91	-77.42
3	786.70	-69.10	-57.00	-12.10	8.01	-77.11

Note 1: Measured Value (dBm) = Reading (dBm) + Factor (dB)
Note 2: Margin (dB) = Measured Value (dBm) – Limit (dBm)

Modulation	11a	Test Freq. (MHz)	5825
Polarization	Horizontal		

Test By :Ryan Lee Temperature:25 Humidity(%):66

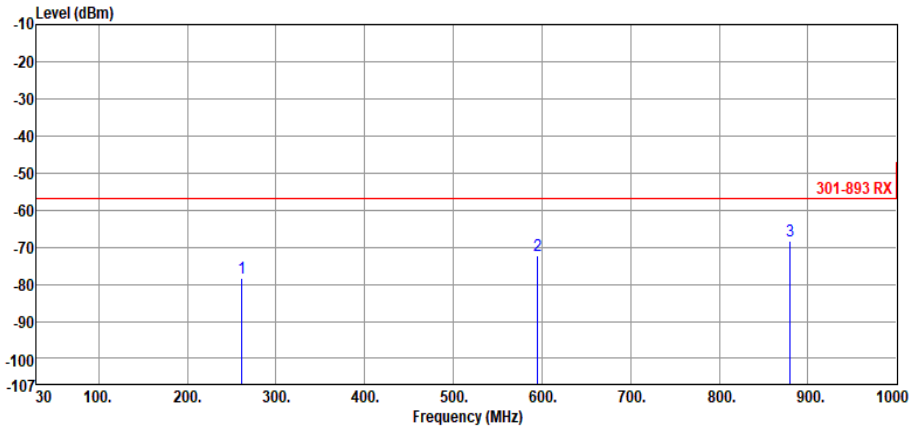

	Freq.	Measured value	Limit	Margin	Factor	Reading
	MHz	dBm	dBm	dB	dB	dBm
1	261.23	-78.41	-57.00	-21.41	-3.60	-74.81
2	595.44	-72.33	-57.00	-15.33	4.89	-77.22
3	879.66	-68.22	-57.00	-11.22	9.32	-77.54

Note 1: Measured Value (dBm) = Reading (dBm) + Factor (dB)
Note 2: Margin (dB) = Measured Value (dBm) – Limit (dBm)

Modulation	11a	**Test Freq. (MHz)**	5825
Polarization	Vertical		

Test By :Ryan Lee Temperature:25 Humidity(%):66

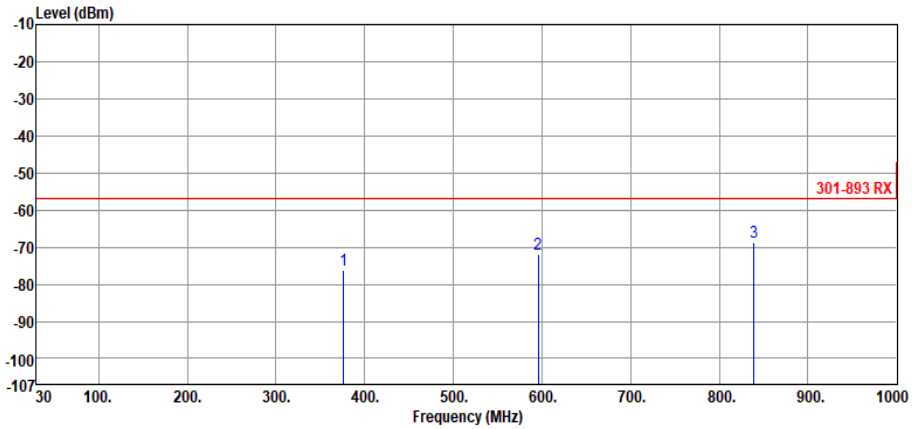

	Freq.	Measured value	Limit	Margin	Factor	Reading
	MHz	dBm	dBm	dB	dB	dBm
1	376.10	-76.10	-57.00	-19.10	-0.28	-75.82
2	596.00	-71.89	-57.00	-14.89	4.88	-76.77
3	839.12	-68.88	-57.00	-11.88	8.53	-77.41

Note 1: Measured Value (dBm) = Reading (dBm) + Factor (dB)
Note 2: Margin (dB) = Measured Value (dBm) – Limit (dBm)

Modulation	ax HE20_OFDMA	Test Freq. (MHz)	5180
Polarization	Horizontal		

Test By :Ryan Lee Temperature:23 Humidity(%):64

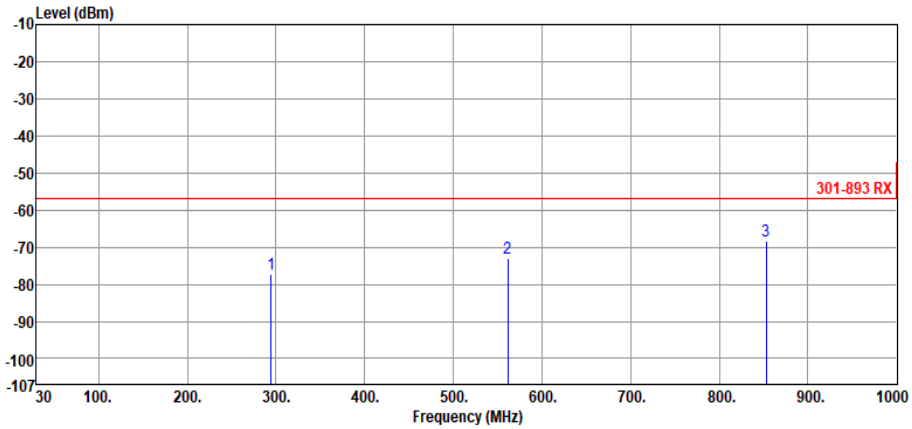

	Freq.	Measured value	Limit	Margin	Factor	Reading
	MHz	dBm	dBm	dB	dB	dBm
1	294.12	-77.45	-57.00	-20.45	-2.43	-75.02
2	561.21	-73.10	-57.00	-16.10	3.76	-76.86
3	853.20	-68.40	-57.00	-11.40	8.80	-77.20

Note 1: Measured Value (dBm) = Reading (dBm) + Factor (dB)
Note 2: Margin (dB) = Measured Value (dBm) – Limit (dBm)

Modulation	ax HE20_OFDMA	Test Freq. (MHz)	5180
Polarization	Vertical		

Test By :Ryan Lee Temperature:23 Humidity(%):64

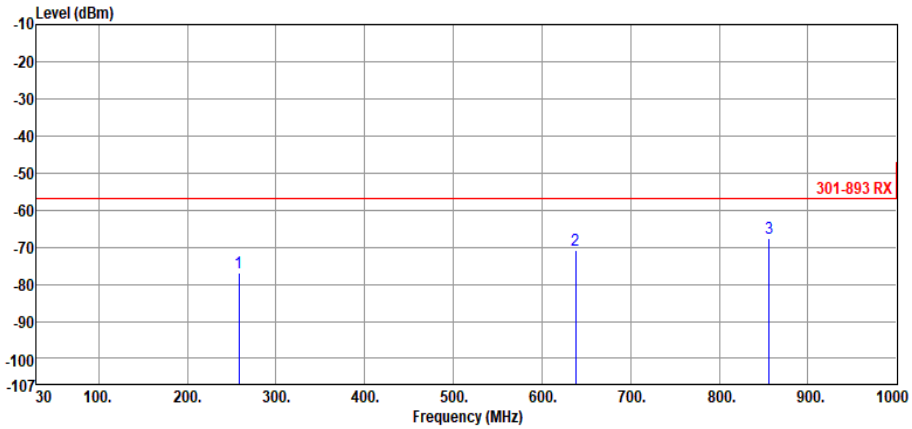

	Freq.	Measured value	Limit	Margin	Factor	Reading
	MHz	dBm	dBm	dB	dB	dBm
1	258.12	-77.07	-57.00	-20.07	-3.71	-73.36
2	638.17	-70.96	-57.00	-13.96	5.27	-76.23
3	856.33	-67.77	-57.00	-10.77	8.91	-76.68

Note 1: Measured Value (dBm) = Reading (dBm) + Factor (dB)
Note 2: Margin (dB) = Measured Value (dBm) – Limit (dBm)

Modulation	ax HE20_OFDMA	**Test Freq. (MHz)**	5320
Polarization	Horizontal		

Test By :Ryan Lee Temperature:23 Humidity(%):64

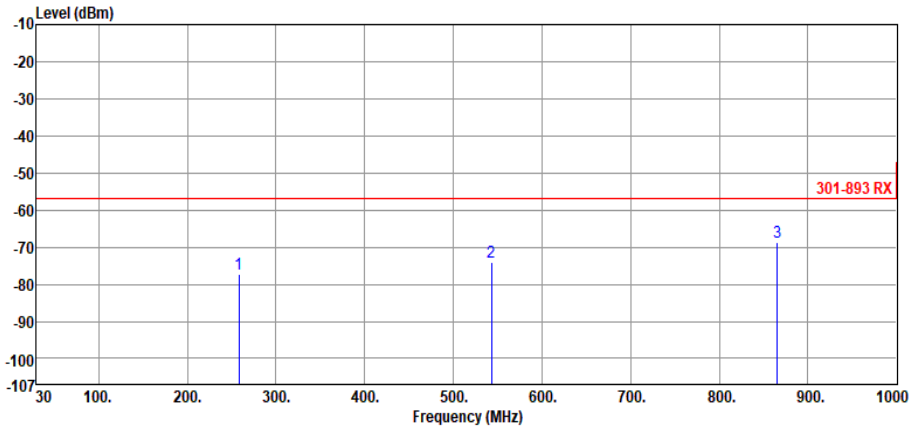

	Freq.	Measured value	Limit	Margin	Factor	Reading
	MHz	dBm	dBm	dB	dB	dBm
1	257.88	-77.46	-57.00	-20.46	-3.65	-73.81
2	543.13	-74.23	-57.00	-17.23	3.69	-77.92
3	865.77	-68.80	-57.00	-11.80	9.09	-77.89

Note 1: Measured Value (dBm) = Reading (dBm) + Factor (dB)
Note 2: Margin (dB) = Measured Value (dBm) – Limit (dBm)

Modulation	ax HE20_OFDMA	**Test Freq. (MHz)**	5320
Polarization	Vertical		

Test By :Ryan Lee Temperature:23 Humidity(%):64

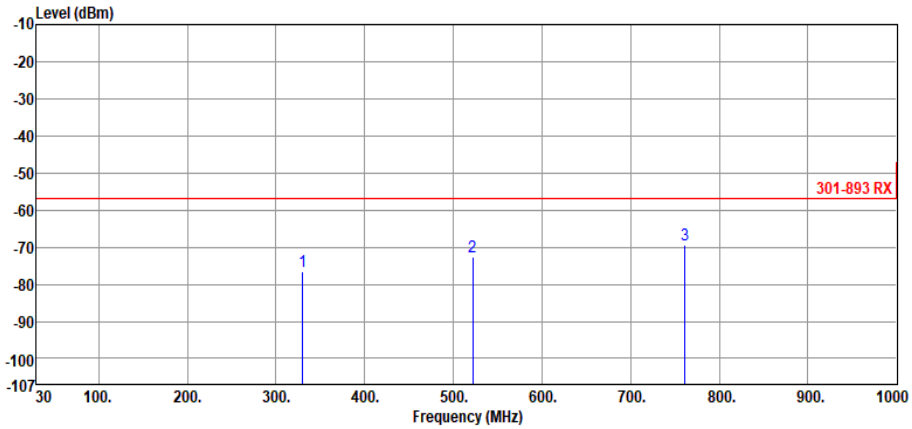

	Freq.	Measured value	Limit	Margin	Factor	Reading
	MHz	dBm	dBm	dB	dB	dBm
1	330.26	-76.68	-57.00	-19.68	-1.47	-75.21
2	521.80	-72.77	-57.00	-15.77	3.44	-76.21
3	761.21	-69.39	-57.00	-12.39	7.62	-77.01

Note 1: Measured Value (dBm) = Reading (dBm) + Factor (dB)
Note 2: Margin (dB) = Measured Value (dBm) – Limit (dBm)

Modulation	ax HE20_OFDMA	**Test Freq. (MHz)**	5700
Polarization	Horizontal		

Test By :Ryan Lee Temperature:23 Humidity(%):64

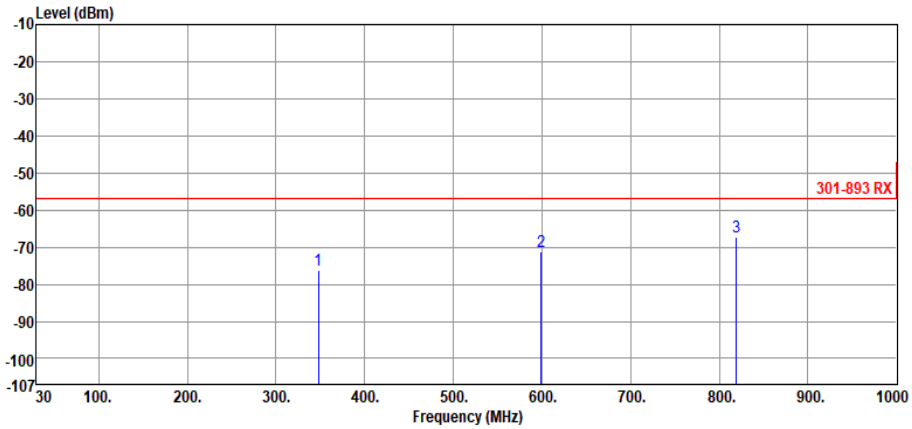

	Freq.	Measured value	Limit	Margin	Factor	Reading
	MHz	dBm	dBm	dB	dB	dBm
1	347.92	-76.11	-57.00	-19.11	-1.10	-75.01
2	599.12	-71.12	-57.00	-14.12	4.85	-75.97
3	819.50	-67.12	-57.00	-10.12	8.44	-75.56

Note 1: Measured Value (dBm) = Reading (dBm) + Factor (dB)
Note 2: Margin (dB) = Measured Value (dBm) – Limit (dBm)

Modulation	ax HE20_OFDMA	Test Freq. (MHz)	5700
Polarization	Vertical		

Test By :Ryan Lee Temperature:23 Humidity(%):64

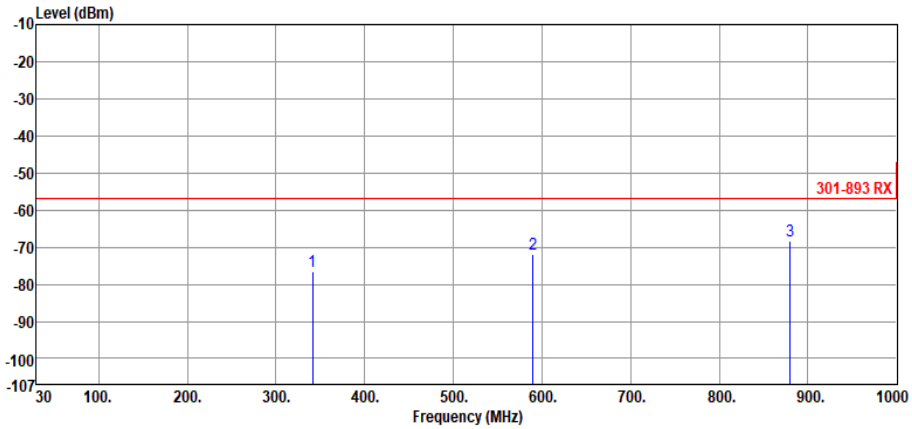

	Freq.	Measured value	Limit	Margin	Factor	Reading
	MHz	dBm	dBm	dB	dB	dBm
1	341.24	-76.61	-57.00	-19.61	-1.21	-75.40
2	589.62	-71.93	-57.00	-14.93	4.81	-76.74
3	879.99	-68.44	-57.00	-11.44	9.25	-77.69

Note 1: Measured Value (dBm) = Reading (dBm) + Factor (dB)
Note 2: Margin (dB) = Measured Value (dBm) – Limit (dBm)

Modulation	ax HE20_OFDMA	**Test Freq. (MHz)**	5720
Polarization	Horizontal		

Test By :Ryan Lee Temperature:25 Humidity(%):66

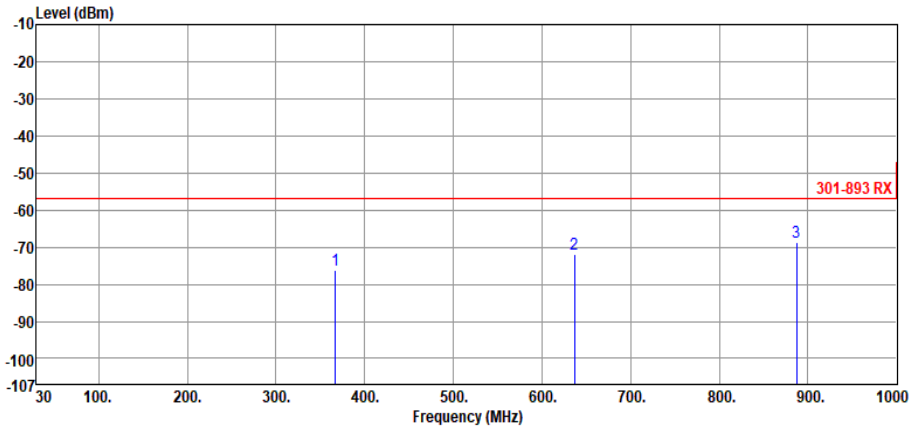

	Freq.	Measured value	Limit	Margin	Factor	Reading
	MHz	dBm	dBm	dB	dB	dBm
1	367.25	-76.36	-57.00	-19.36	-0.48	-75.88
2	636.95	-71.75	-57.00	-14.75	5.08	-76.83
3	886.95	-68.84	-57.00	-11.84	9.24	-78.08

Note 1: Measured Value (dBm) = Reading (dBm) + Factor (dB)
Note 2: Margin (dB) = Measured Value (dBm) – Limit (dBm)

Modulation	ax HE20_OFDMA	**Test Freq. (MHz)**	5720
Polarization	Vertical		

Test By :Ryan Lee Temperature:25 Humidity(%):66

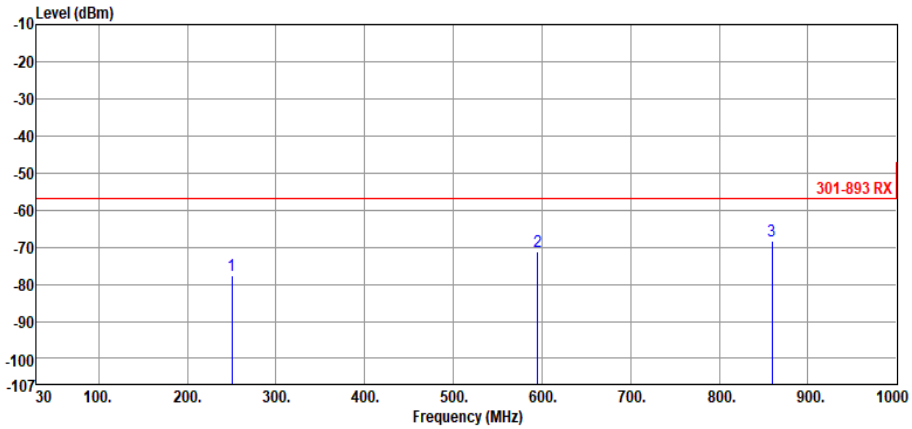

	Freq.	Measured value	Limit	Margin	Factor	Reading
	MHz	dBm	dBm	dB	dB	dBm
1	250.24	-77.50	-57.00	-20.50	-3.82	-73.68
2	595.10	-71.15	-57.00	-14.15	4.80	-75.95
3	859.25	-68.36	-57.00	-11.36	8.95	-77.31

Note 1: Measured Value (dBm) = Reading (dBm) + Factor (dB)
Note 2: Margin (dB) = Measured Value (dBm) – Limit (dBm)

Modulation	ax HE20_OFDMA	**Test Freq. (MHz)**	5825
Polarization	Horizontal		

Test By :Ryan Lee Temperature:25 Humidity(%):66

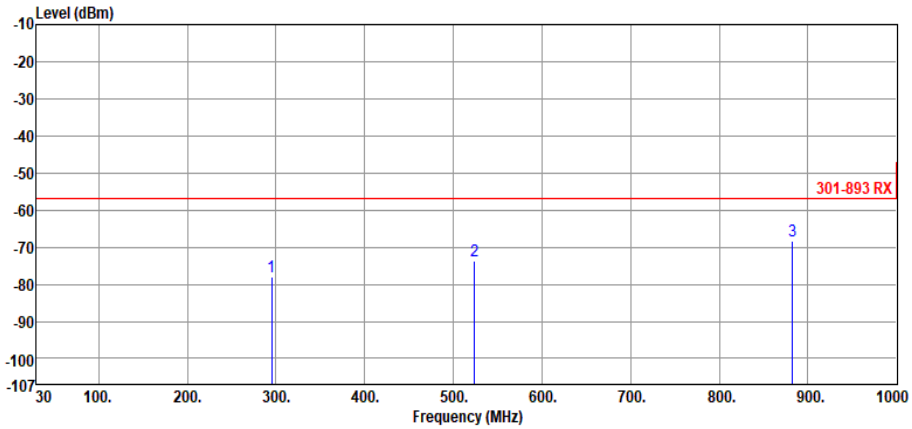

	Freq.	Measured value	Limit	Margin	Factor	Reading
	MHz	dBm	dBm	dB	dB	dBm
1	294.81	-77.88	-57.00	-20.88	-2.42	-75.46
2	523.73	-73.84	-57.00	-16.84	3.17	-77.01
3	882.63	-68.27	-57.00	-11.27	9.29	-77.56

Note 1: Measured Value (dBm) = Reading (dBm) + Factor (dB)
Note 2: Margin (dB) = Measured Value (dBm) – Limit (dBm)

Modulation	ax HE20_OFDMA	**Test Freq. (MHz)**	5825
Polarization	Vertical		

Test By :Ryan Lee Temperature:25 Humidity(%):66

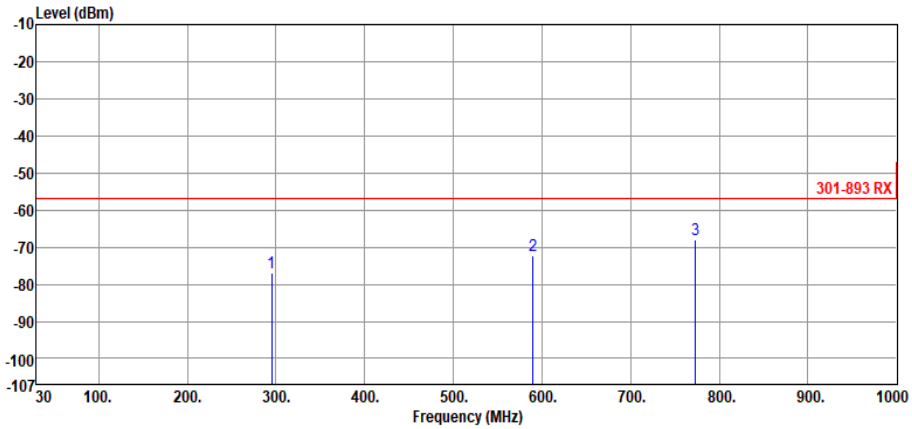

	Freq.	Measured value	Limit	Margin	Factor	Reading
	MHz	dBm	dBm	dB	dB	dBm
1	294.81	-76.85	-57.00	-19.85	-2.44	-74.41
2	589.69	-72.30	-57.00	-15.30	4.81	-77.11
3	773.02	-68.06	-57.00	-11.06	7.81	-75.87

Note 1: Measured Value (dBm) = Reading (dBm) + Factor (dB)
Note 2: Margin (dB) = Measured Value (dBm) – Limit (dBm)

Emissions (Above 1GHz)

Modulation	11a	**Test Freq. (MHz)**	5180
Polarization	Horizontal		

Test By :Ryan Lee Temperature:23 Humidity(%):64

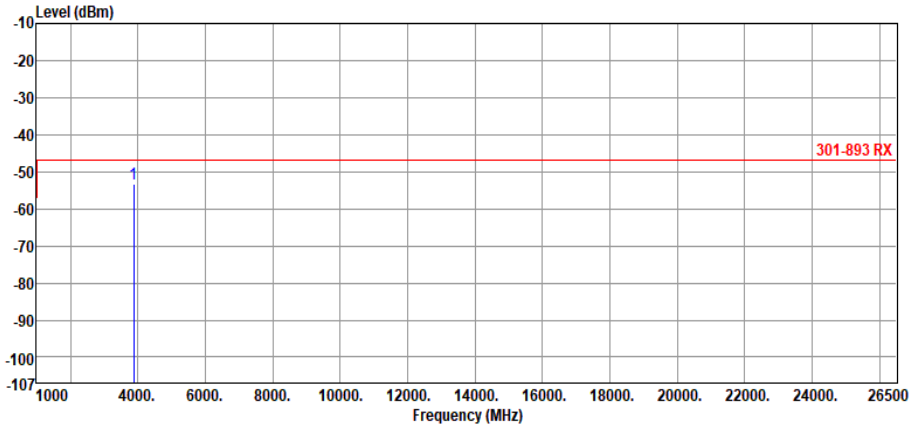

	Freq.	Measured value	Limit	Margin	Factor	Reading
	MHz	dBm	dBm	dB	dB	dBm
1	3884.58	-53.44	-47.00	-6.44	8.19	-61.63

Note 1: Measured Value (dBm) = Reading (dBm) + Factor (dB)
Note 2: Margin (dB) = Measured Value (dBm) – Limit (dBm)

Modulation	11a	**Test Freq. (MHz)**	5180
Polarization	Vertical		

Test By :Ryan Lee Temperature:23 Humidity(%):64

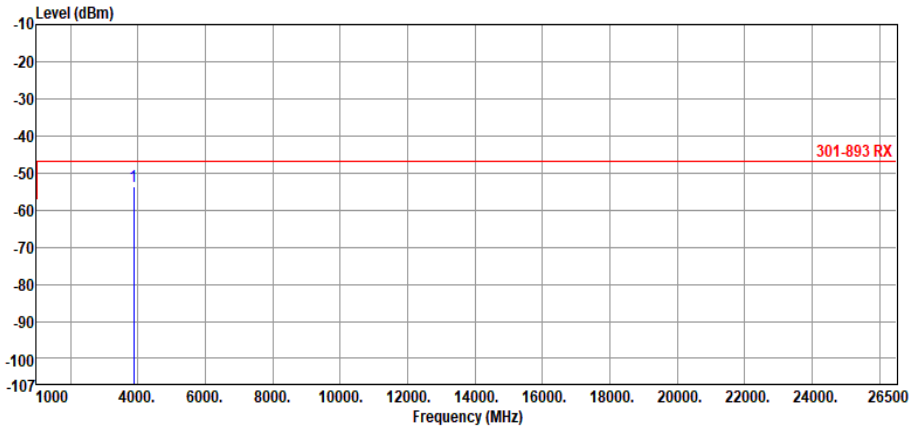

	Freq.	Measured value	Limit	Margin	Factor	Reading
	MHz	dBm	dBm	dB	dB	dBm
1	3884.77	-53.71	-47.00	-6.71	7.17	-60.88

Note 1: Measured Value (dBm) = Reading (dBm) + Factor (dB)
Note 2: Margin (dB) = Measured Value (dBm) – Limit (dBm)

Modulation	11a	**Test Freq. (MHz)**	5320
Polarization	Horizontal		

Test By :Ryan Lee Temperature:23 Humidity(%):64

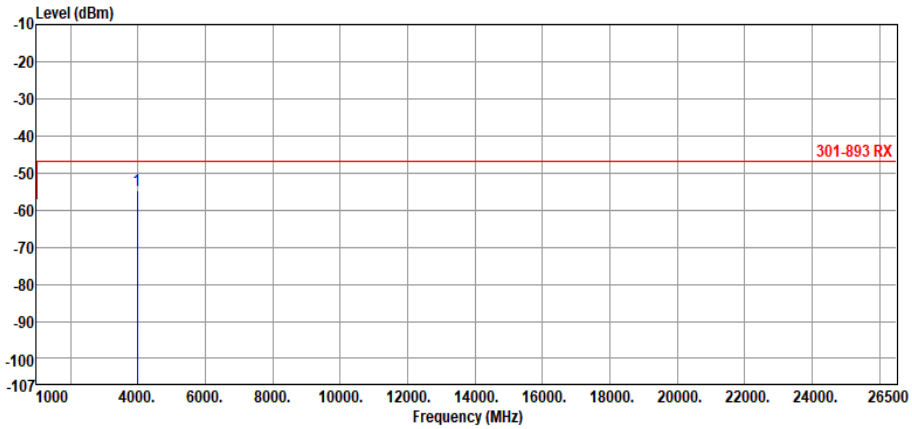

	Freq.	Measured value	Limit	Margin	Factor	Reading
	MHz	dBm	dBm	dB	dB	dBm
1	3989.84	-54.64	-47.00	-7.64	8.42	-63.06

Note 1: Measured Value (dBm) = Reading (dBm) + Factor (dB)
Note 2: Margin (dB) = Measured Value (dBm) – Limit (dBm)

Modulation	11a	**Test Freq. (MHz)**	5320
Polarization	Vertical		

Test By :Ryan Lee Temperature:23 Humidity(%):64

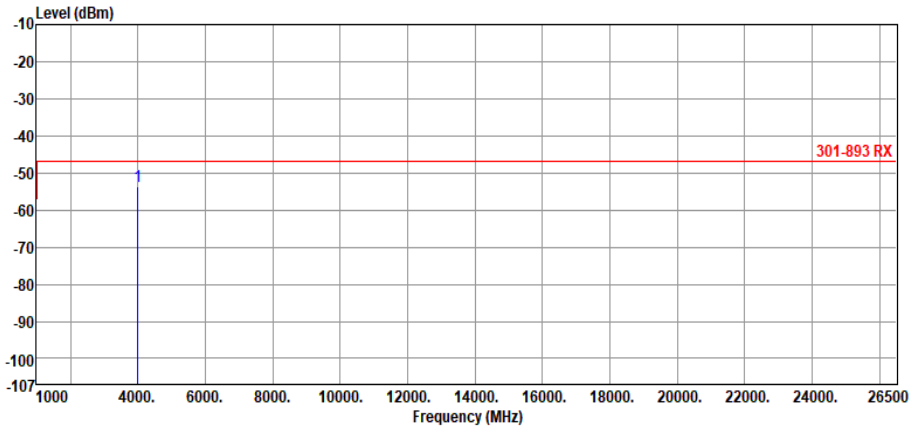

	Freq.	Measured value	Limit	Margin	Factor	Reading
	MHz	dBm	dBm	dB	dB	dBm
1	3991.04	-53.68	-47.00	-6.68	8.22	-61.90

Note 1: Measured Value (dBm) = Reading (dBm) + Factor (dB)
Note 2: Margin (dB) = Measured Value (dBm) – Limit (dBm)

Modulation	11a	**Test Freq. (MHz)**	5700
Polarization	Horizontal		

Test By :Ryan Lee Temperature:23 Humidity(%):64

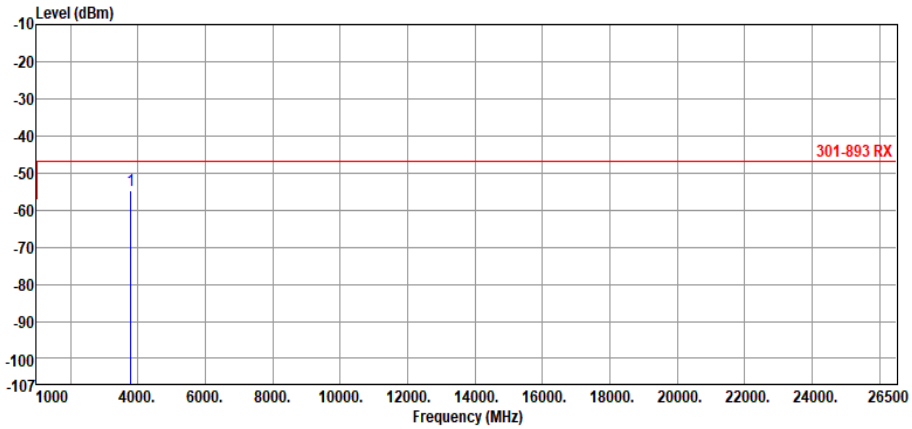

	Freq.	Measured value	Limit	Margin	Factor	Reading
	MHz	dBm	dBm	dB	dB	dBm
1	3799.78	-54.70	-47.00	-7.70	6.95	-61.65

Note 1: Measured Value (dBm) = Reading (dBm) + Factor (dB)
Note 2: Margin (dB) = Measured Value (dBm) – Limit (dBm)

Modulation	11a	**Test Freq. (MHz)**	5700
Polarization	Vertical		

Test By :Ryan Lee Temperature:23 Humidity(%):64

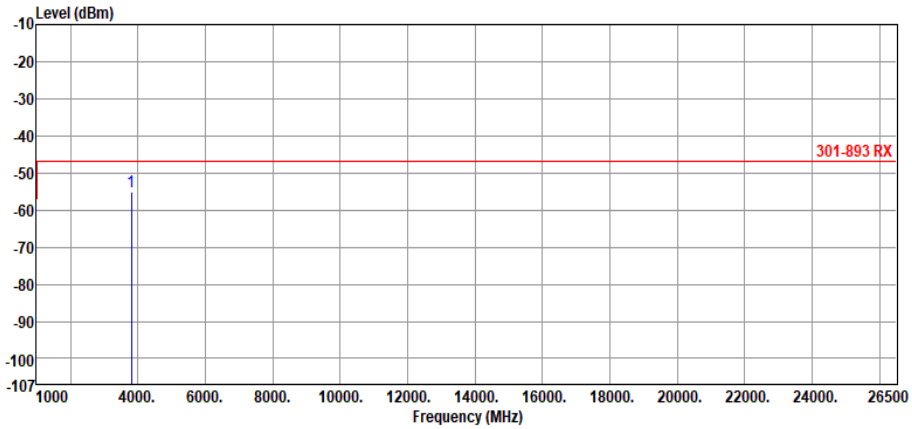

	Freq.	Measured value	Limit	Margin	Factor	Reading
	MHz	dBm	dBm	dB	dB	dBm
1	3800.28	-55.03	-47.00	-8.03	6.63	-61.66

Note 1: Measured Value (dBm) = Reading (dBm) + Factor (dB)
Note 2: Margin (dB) = Measured Value (dBm) – Limit (dBm)

Modulation	11a	**Test Freq. (MHz)**	5720
Polarization	Horizontal		

Test By :Ryan Lee Temperature:25 Humidity(%):66

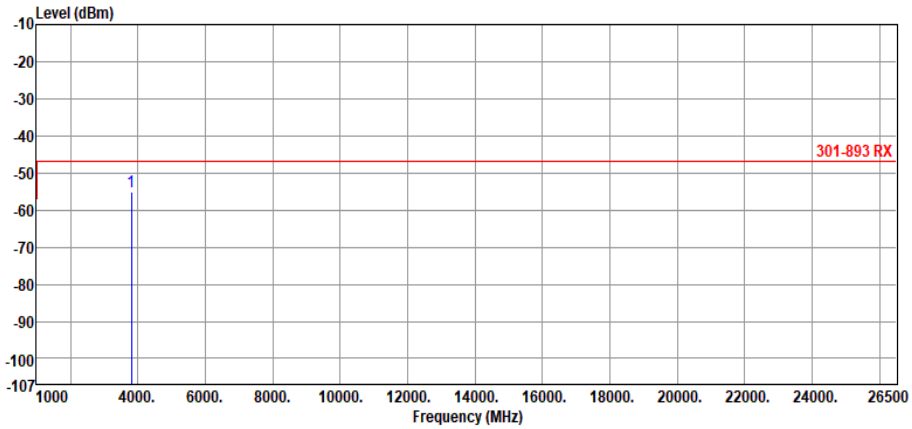

	Freq.	Measured value	Limit	Margin	Factor	Reading
	MHz	dBm	dBm	dB	dB	dBm
1	3812.82	-55.25	-47.00	-8.25	7.14	-62.39

Note 1: Measured Value (dBm) = Reading (dBm) + Factor (dB)
Note 2: Margin (dB) = Measured Value (dBm) – Limit (dBm)

Modulation	11a	**Test Freq. (MHz)**	5720
Polarization	Vertical		

Test By :Ryan Lee Temperature:25 Humidity(%):66

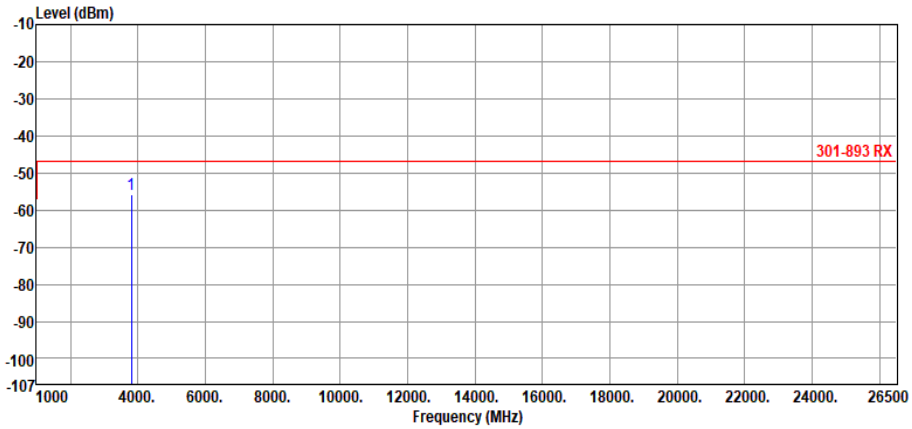

	Freq.	Measured value	Limit	Margin	Factor	Reading
	MHz	dBm	dBm	dB	dB	dBm
1	3813.34	-55.79	-47.00	-8.79	6.71	-62.50

Note 1: Measured Value (dBm) = Reading (dBm) + Factor (dB)
Note 2: Margin (dB) = Measured Value (dBm) – Limit (dBm)

Modulation	11a	**Test Freq. (MHz)**	5825
Polarization	Horizontal		

Test By :Ryan Lee Temperature:25 Humidity(%):66

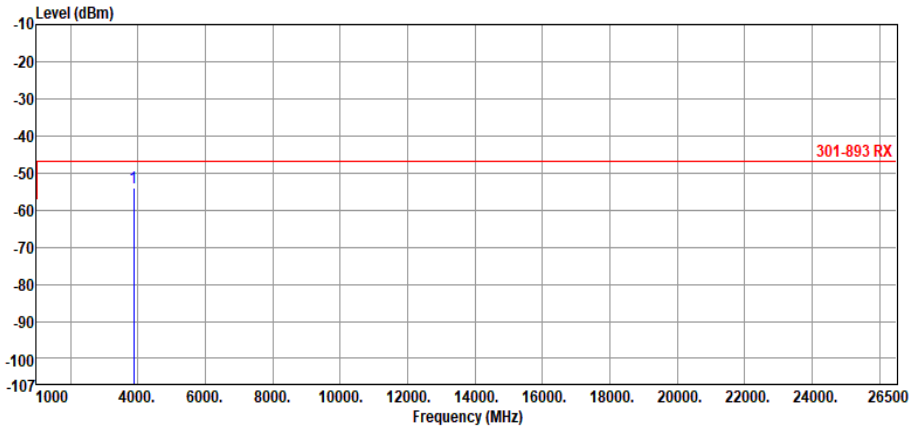

	Freq.	Measured value	Limit	Margin	Factor	Reading
	MHz	dBm	dBm	dB	dB	dBm
1	3883.54	-54.15	-47.00	-7.15	8.17	-62.32

Note 1: Measured Value (dBm) = Reading (dBm) + Factor (dB)
Note 2: Margin (dB) = Measured Value (dBm) – Limit (dBm)

Modulation	11a	**Test Freq. (MHz)**	5825
Polarization	Vertical		

Test By :Ryan Lee Temperature:25 Humidity(%):66

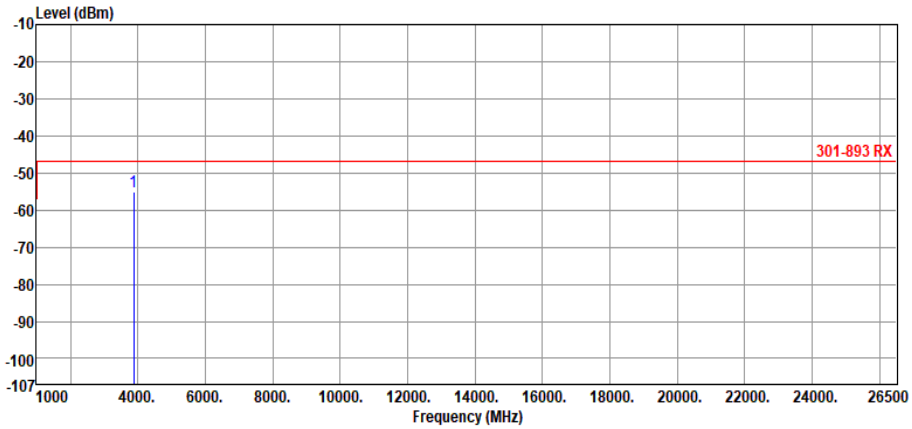

	Freq.	Measured value	Limit	Margin	Factor	Reading
	MHz	dBm	dBm	dB	dB	dBm
1	3883.46	-54.97	-47.00	-7.97	7.16	-62.13

Note 1: Measured Value (dBm) = Reading (dBm) + Factor (dB)
Note 2: Margin (dB) = Measured Value (dBm) – Limit (dBm)

Modulation	ax HE20_OFDMA	**Test Freq. (MHz)**	5180
Polarization	Horizontal		

Test By :Ryan Lee Temperature:23 Humidity(%):64

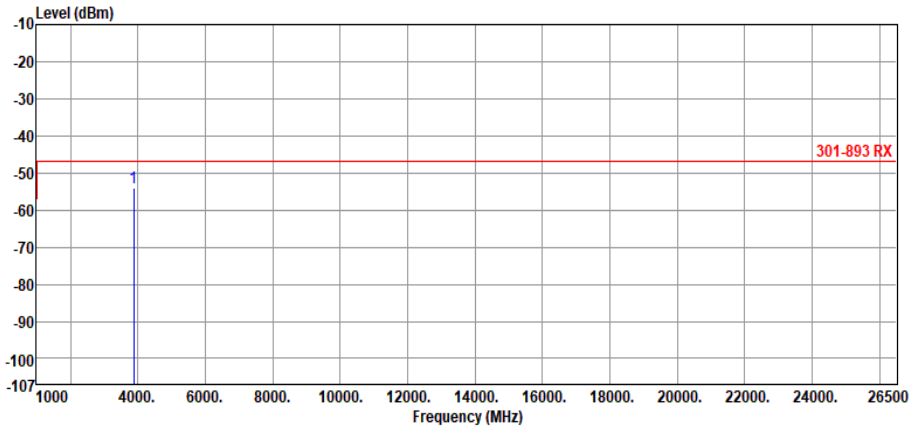

	Freq.	Measured value	Limit	Margin	Factor	Reading
	MHz	dBm	dBm	dB	dB	dBm
1	3885.08	-54.03	-47.00	-7.03	8.19	-62.22

Note 1: Measured Value (dBm) = Reading (dBm) + Factor (dB)
Note 2: Margin (dB) = Measured Value (dBm) – Limit (dBm)

Modulation	ax HE20_OFDMA	**Test Freq. (MHz)**	5180
Polarization	Vertical		

Test By :Ryan Lee Temperature:23 Humidity(%):64

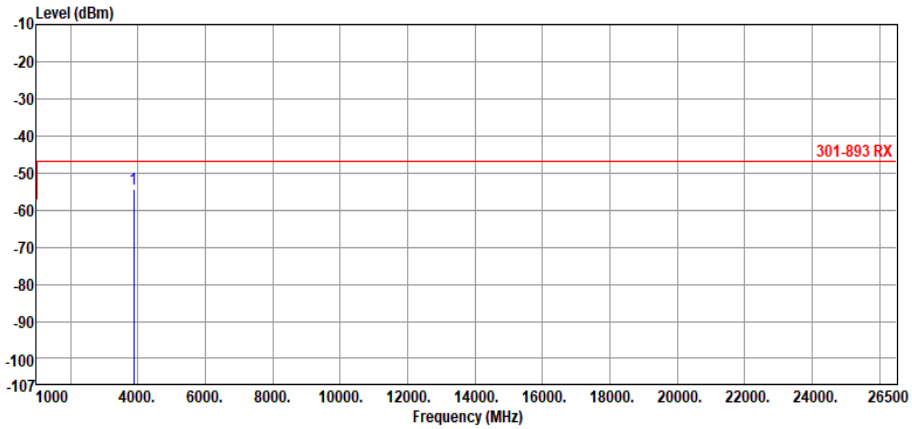

	Freq.	Measured value	Limit	Margin	Factor	Reading
	MHz	dBm	dBm	dB	dB	dBm
1	3885.08	-54.50	-47.00	-7.50	7.17	-61.67

Note 1: Measured Value (dBm) = Reading (dBm) + Factor (dB)
Note 2: Margin (dB) = Measured Value (dBm) – Limit (dBm)

Modulation	ax HE20_OFDMA	**Test Freq. (MHz)**	5320
Polarization	Horizontal		

Test By :Ryan Lee Temperature:23 Humidity(%):64

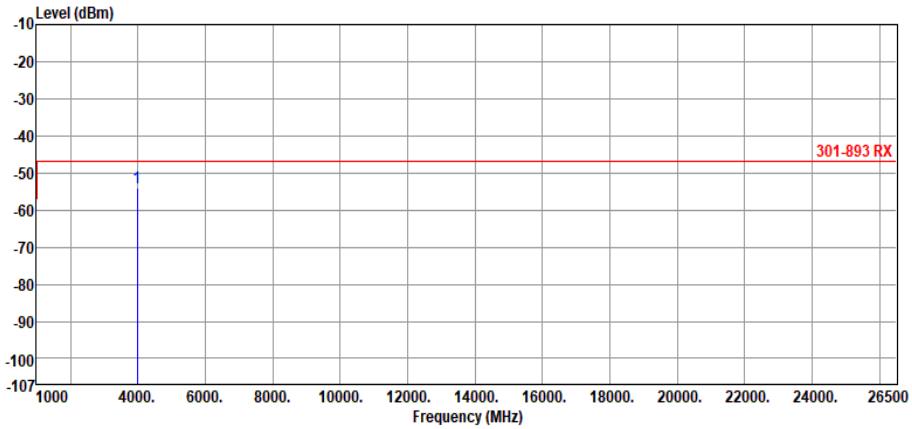

	Freq.	Measured value	Limit	Margin	Factor	Reading
	MHz	dBm	dBm	dB	dB	dBm
1	3988.18	-54.11	-47.00	-7.11	8.41	-62.52

Note 1: Measured Value (dBm) = Reading (dBm) + Factor (dB)
Note 2: Margin (dB) = Measured Value (dBm) – Limit (dBm)

Modulation	ax HE20_OFDMA	**Test Freq. (MHz)**	5320
Polarization	Vertical		

Test By :Ryan Lee Temperature:23 Humidity(%):64

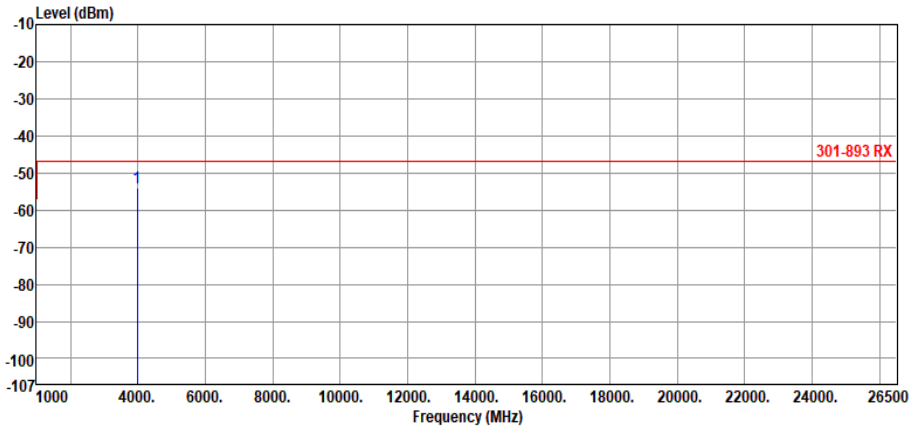

	Freq.	Measured value	Limit	Margin	Factor	Reading
	MHz	dBm	dBm	dB	dB	dBm
1	3989.93	-54.17	-47.00	-7.17	8.21	-62.38

Note 1: Measured Value (dBm) = Reading (dBm) + Factor (dB)
Note 2: Margin (dB) = Measured Value (dBm) – Limit (dBm)

Modulation	ax HE20_OFDMA	**Test Freq. (MHz)**	5700
Polarization	Horizontal		

Test By :Ryan Lee Temperature:23 Humidity(%):64

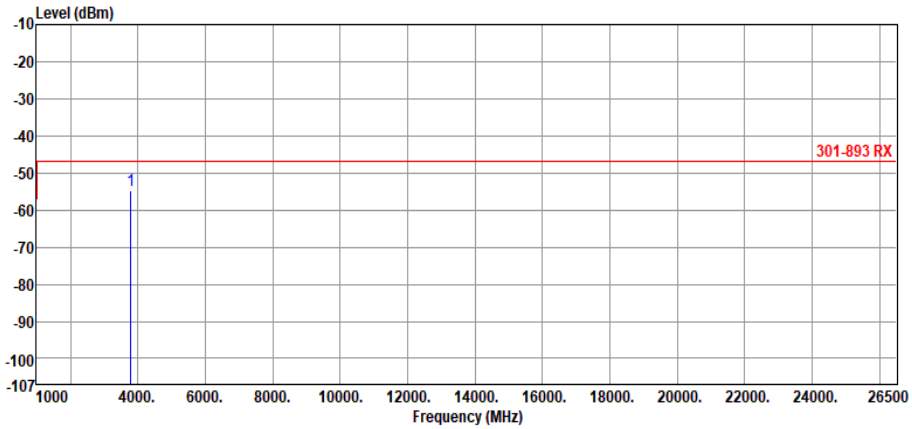

	Freq.	Measured value	Limit	Margin	Factor	Reading
	MHz	dBm	dBm	dB	dB	dBm
1	3799.96	-54.62	-47.00	-7.62	6.94	-61.56

Note 1: Measured Value (dBm) = Reading (dBm) + Factor (dB)
Note 2: Margin (dB) = Measured Value (dBm) – Limit (dBm)

Modulation	ax HE20_OFDMA	**Test Freq. (MHz)**	5700
Polarization	Vertical		

Test By :Ryan Lee Temperature:23 Humidity(%):64

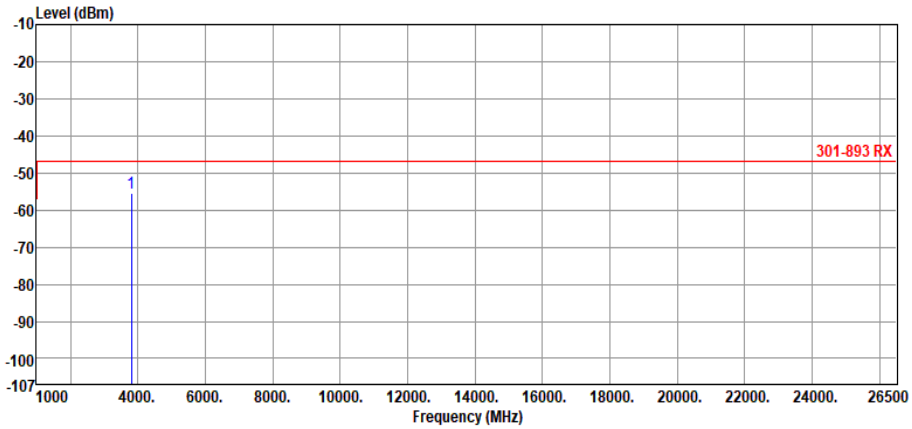

	Freq.	Measured value	Limit	Margin	Factor	Reading
	MHz	dBm	dBm	dB	dB	dBm
1	3800.28	-55.29	-47.00	-8.29	6.63	-61.92

Note 1: Measured Value (dBm) = Reading (dBm) + Factor (dB)
Note 2: Margin (dB) = Measured Value (dBm) – Limit (dBm)

Modulation	ax HE20_OFDMA	**Test Freq. (MHz)**	5720
Polarization	Horizontal		

Test By :Ryan Lee Temperature:25 Humidity(%):66

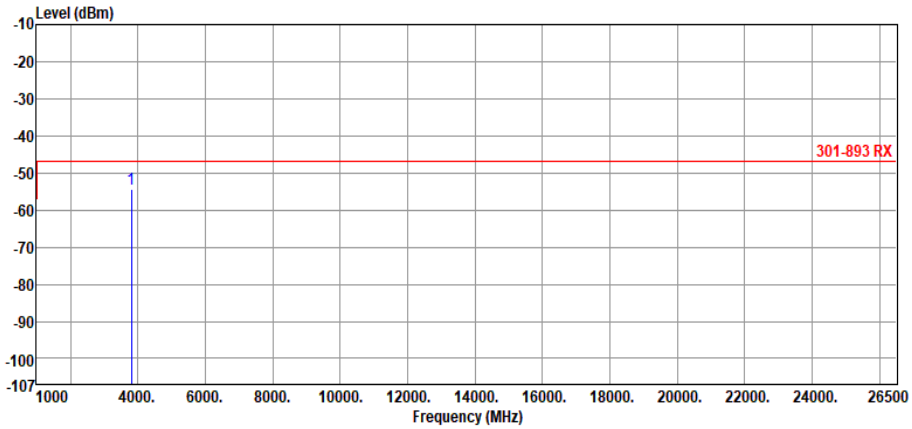

	Freq.	Measured value	Limit	Margin	Factor	Reading
	MHz	dBm	dBm	dB	dB	dBm
1	3813.52	-54.49	-47.00	-7.49	7.15	-61.64

Note 1: Measured Value (dBm) = Reading (dBm) + Factor (dB)
Note 2: Margin (dB) = Measured Value (dBm) – Limit (dBm)

Modulation	ax HE20_OFDMA	**Test Freq. (MHz)**	5720
Polarization	Vertical		

Test By :Ryan Lee Temperature:25 Humidity(%):66

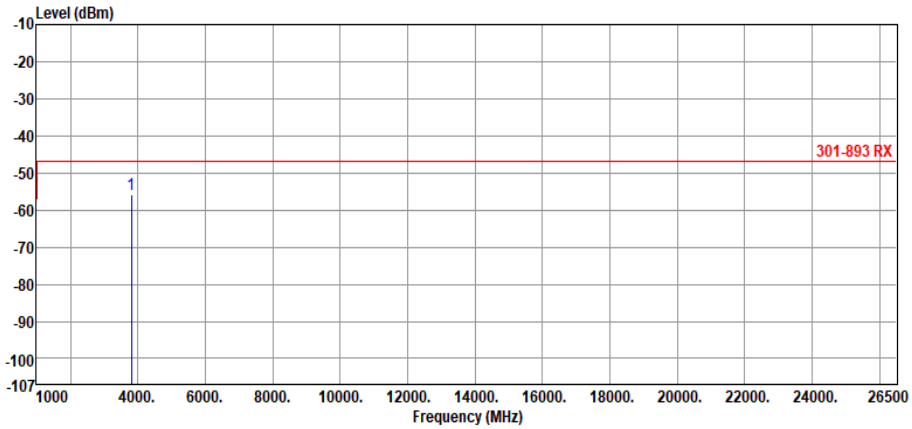

	Freq.	Measured value	Limit	Margin	Factor	Reading
	MHz	dBm	dBm	dB	dB	dBm
1	3813.07	-55.80	-47.00	-8.80	6.71	-62.51

Note 1: Measured Value (dBm) = Reading (dBm) + Factor (dB)
Note 2: Margin (dB) = Measured Value (dBm) – Limit (dBm)

Modulation	ax HE20_OFDMA	**Test Freq. (MHz)**	5825
Polarization	Horizontal		

Test By :Ryan Lee Temperature:25 Humidity(%):66

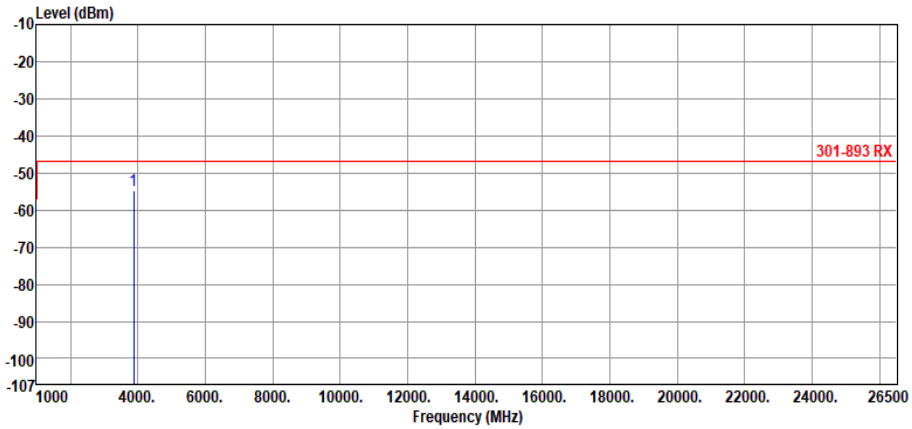

	Freq.	Measured value	Limit	Margin	Factor	Reading
	MHz	dBm	dBm	dB	dB	dBm
1	3882.47	-54.77	-47.00	-7.77	8.16	-62.93

Note 1: Measured Value (dBm) = Reading (dBm) + Factor (dB)
Note 2: Margin (dB) = Measured Value (dBm) – Limit (dBm)

Modulation	ax HE20_OFDMA	**Test Freq. (MHz)**	5825
Polarization	Vertical		

Test By :Ryan Lee Temperature:25 Humidity(%):66

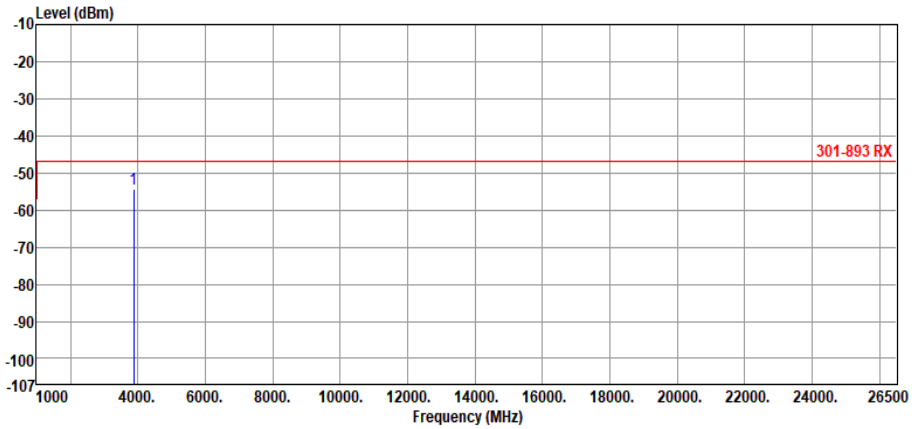

	Freq.	Measured value	Limit	Margin	Factor	Reading
	MHz	dBm	dBm	dB	dB	dBm
1	3883.53	-54.32	-47.00	-7.32	7.16	-61.48

Note 1: Measured Value (dBm) = Reading (dBm) + Factor (dB)
Note 2: Margin (dB) = Measured Value (dBm) – Limit (dBm)

full RU configuration

Emissions (Below 1GHz)

Modulation	11a	Test Freq. (MHz)	5180
Frequency	30M~1GHz		

Test By :Ryan Lee Temperature:23 Humidity(%):64

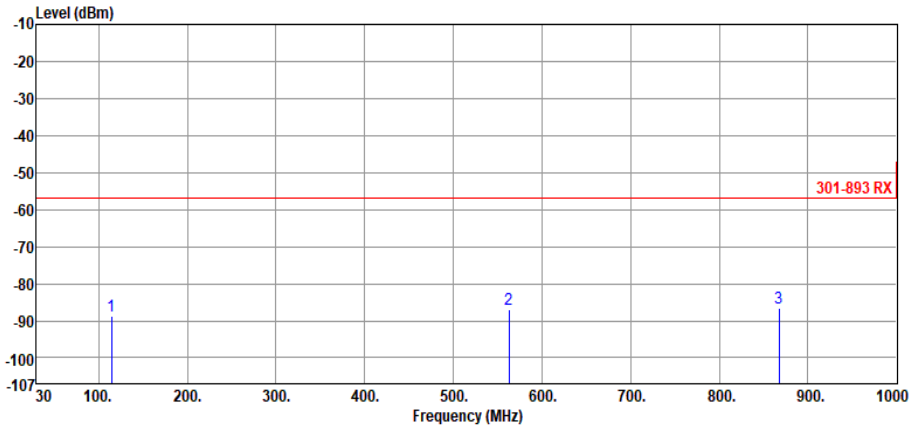

	Freq.	Measured value	Limit	Margin	Factor	Reading
	MHz	dBm	dBm	dB	dB	dBm
1	114.54	-88.58	-57.00	-31.58	0.00	-88.58
2	562.60	-87.12	-57.00	-30.12	0.00	-87.12
3	867.24	-86.54	-57.00	-29.54	0.00	-86.54

Note 1: Measured Value (dBm) = Reading (dBm) + Factor (dB)
Note 2: Margin (dB) = Measured Value (dBm) – Limit (dBm)

Modulation	11a	**Test Freq. (MHz)**	5320
Frequency	30M~1GHz		

Test By :Ryan Lee Temperature:23 Humidity(%):64

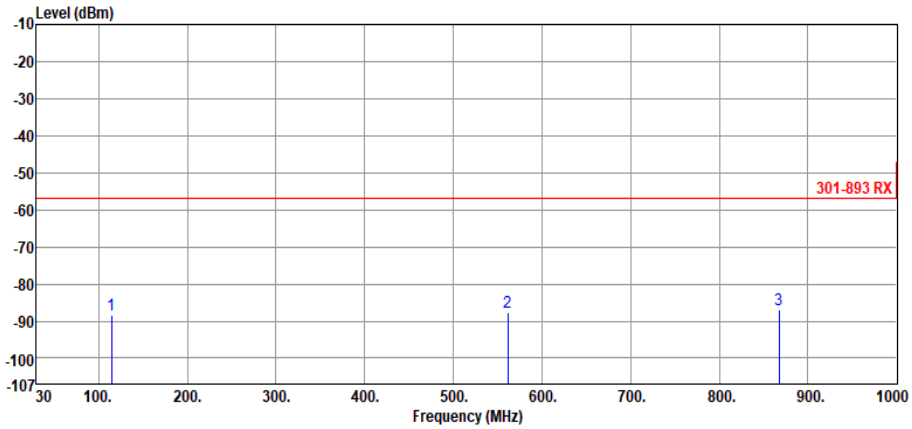

	Freq.	Measured value	Limit	Margin	Factor	Reading
	MHz	dBm	dBm	dB	dB	dBm
1	114.35	-88.55	-57.00	-31.55	0.00	-88.55
2	561.65	-87.56	-57.00	-30.56	0.00	-87.56
3	867.34	-86.85	-57.00	-29.85	0.00	-86.85

Note 1: Measured Value (dBm) = Reading (dBm) + Factor (dB)
Note 2: Margin (dB) = Measured Value (dBm) – Limit (dBm)

Modulation	11a	**Test Freq. (MHz)**	5700
Frequency	30M~1GHz		

Test By :Ryan Lee Temperature:23 Humidity(%):64

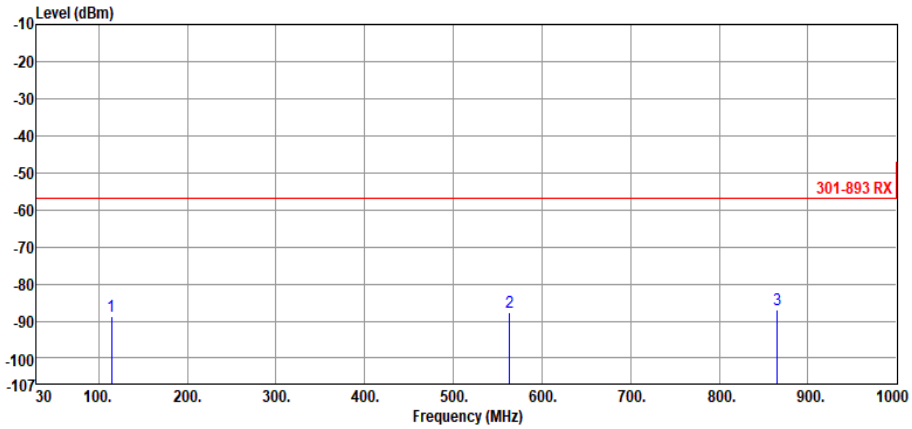

	Freq.	Measured value	Limit	Margin	Factor	Reading
	MHz	dBm	dBm	dB	dB	dBm
1	114.35	-88.57	-57.00	-31.57	0.00	-88.57
2	563.69	-87.59	-57.00	-30.59	0.00	-87.59
3	865.67	-86.85	-57.00	-29.85	0.00	-86.85

Note 1: Measured Value (dBm) = Reading (dBm) + Factor (dB)
Note 2: Margin (dB) = Measured Value (dBm) – Limit (dBm)

Modulation	11a	**Test Freq. (MHz)**	5720
Frequency	30M~1GHz		

Test By :Ryan Lee Temperature:25 Humidity(%):66

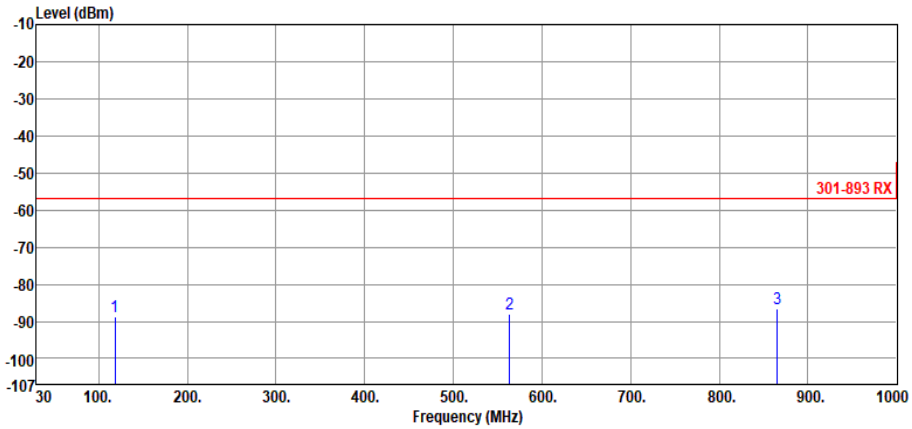

	Freq.	Measured value	Limit	Margin	Factor	Reading
	MHz	dBm	dBm	dB	dB	dBm
1	118.35	-88.65	-57.00	-31.65	0.00	-88.65
2	563.64	-87.85	-57.00	-30.85	0.00	-87.85
3	865.20	-86.75	-57.00	-29.75	0.00	-86.75

Note 1: Measured Value (dBm) = Reading (dBm) + Factor (dB)
Note 2: Margin (dB) = Measured Value (dBm) – Limit (dBm)

Modulation	11a	**Test Freq. (MHz)**	5825
Frequency	30M~1GHz		

Test By :Ryan Lee Temperature:25 Humidity(%):66

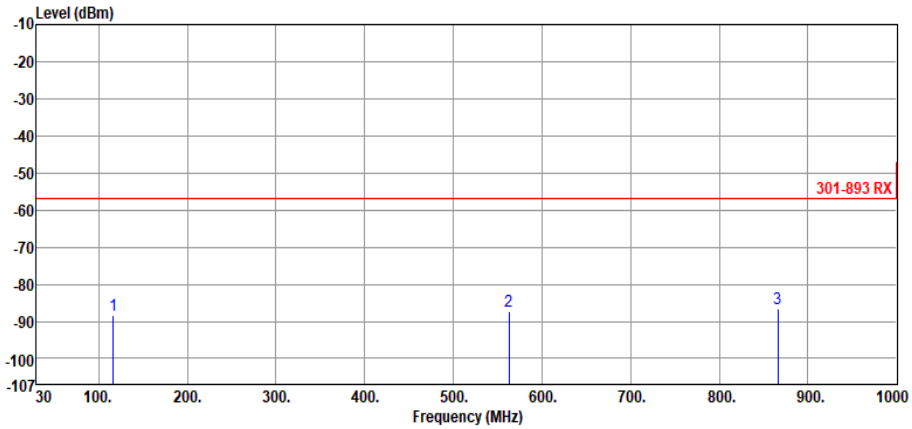

	Freq.	Measured value	Limit	Margin	Factor	Reading
	MHz	dBm	dBm	dB	dB	dBm
1	116.33	-88.51	-57.00	-31.51	0.00	-88.51
2	562.53	-87.48	-57.00	-30.48	0.00	-87.48
3	866.14	-86.73	-57.00	-29.73	0.00	-86.73

Note 1: Measured Value (dBm) = Reading (dBm) + Factor (dB)
Note 2: Margin (dB) = Measured Value (dBm) – Limit (dBm)

Modulation	ax HE20_OFDMA	**Test Freq. (MHz)**	5180
Frequency	30M~1GHz		

Test By :Ryan Lee Temperature:23 Humidity(%):64

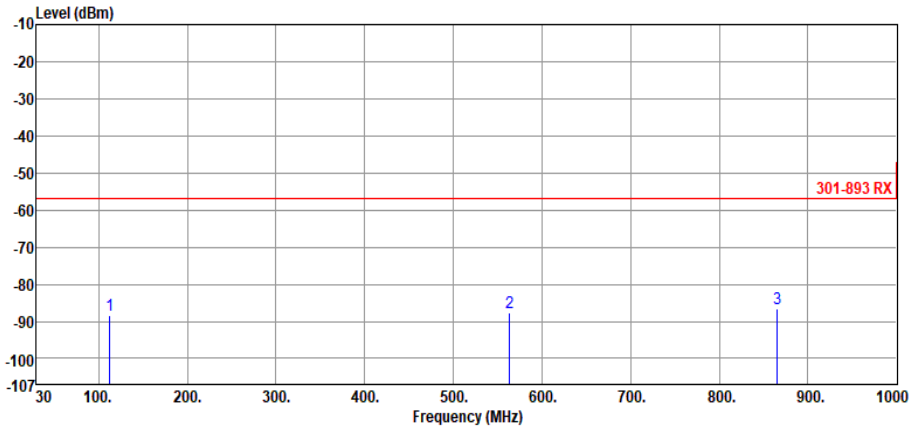

	Freq.	Measured value	Limit	Margin	Factor	Reading
	MHz	dBm	dBm	dB	dB	dBm
1	112.35	-88.55	-57.00	-31.55	0.00	-88.55
2	563.34	-87.56	-57.00	-30.56	0.00	-87.56
3	865.30	-86.56	-57.00	-29.56	0.00	-86.56

Note 1: Measured Value (dBm) = Reading (dBm) + Factor (dB)
Note 2: Margin (dB) = Measured Value (dBm) – Limit (dBm)

Modulation	ax HE20_OFDMA	**Test Freq. (MHz)**	5320
Frequency	30M~1GHz		

Test By :Ryan Lee Temperature:23 Humidity(%):64

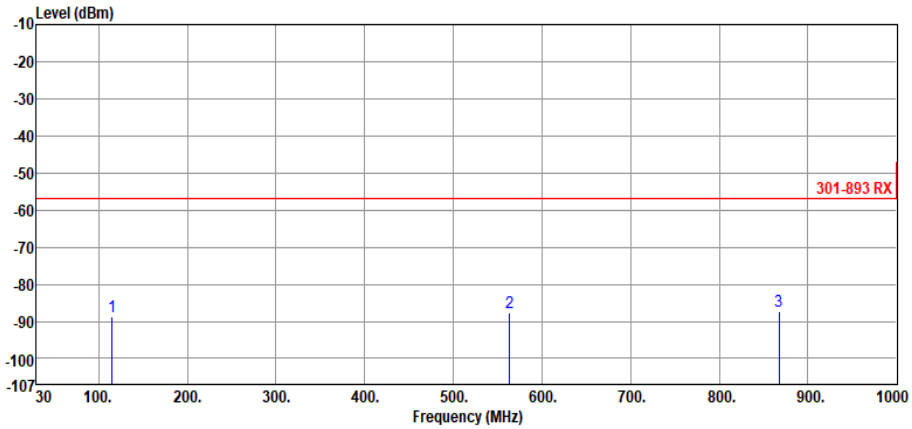

	Freq.	Measured value	Limit	Margin	Factor	Reading
	MHz	dBm	dBm	dB	dB	dBm
1	115.34	-88.58	-57.00	-31.58	0.00	-88.58
2	563.65	-87.55	-57.00	-30.55	0.00	-87.55
3	867.30	-87.34	-57.00	-30.34	0.00	-87.34

Note 1: Measured Value (dBm) = Reading (dBm) + Factor (dB)
Note 2: Margin (dB) = Measured Value (dBm) – Limit (dBm)

Modulation	ax HE20_OFDMA	**Test Freq. (MHz)**	5700
Frequency	30M~1GHz		

Test By :Ryan Lee Temperature:23 Humidity(%):64

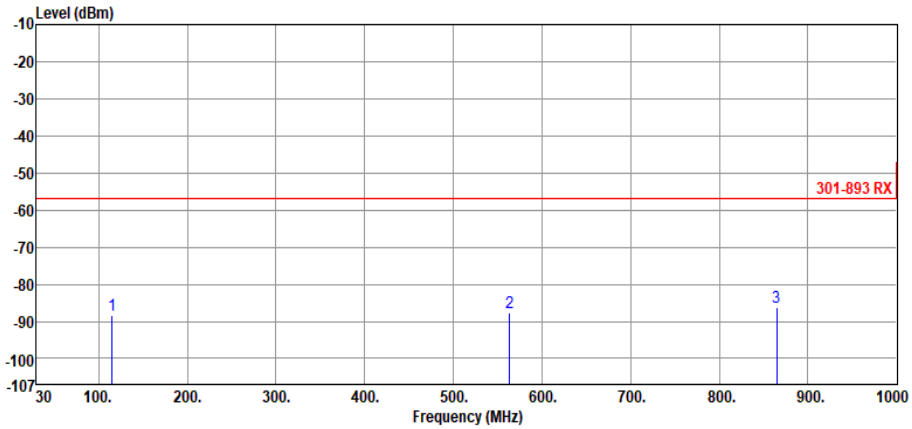

	Freq.	Measured value	Limit	Margin	Factor	Reading
	MHz	dBm	dBm	dB	dB	dBm
1	115.32	-88.46	-57.00	-31.46	0.00	-88.46
2	563.34	-87.56	-57.00	-30.56	0.00	-87.56
3	865.00	-86.23	-57.00	-29.23	0.00	-86.23

Note 1: Measured Value (dBm) = Reading (dBm) + Factor (dB)
Note 2: Margin (dB) = Measured Value (dBm) – Limit (dBm)

Modulation	ax HE20_OFDMA	**Test Freq. (MHz)**	5720
Frequency	30M~1GHz		

Test By :Ryan Lee Temperature:25 Humidity(%):66

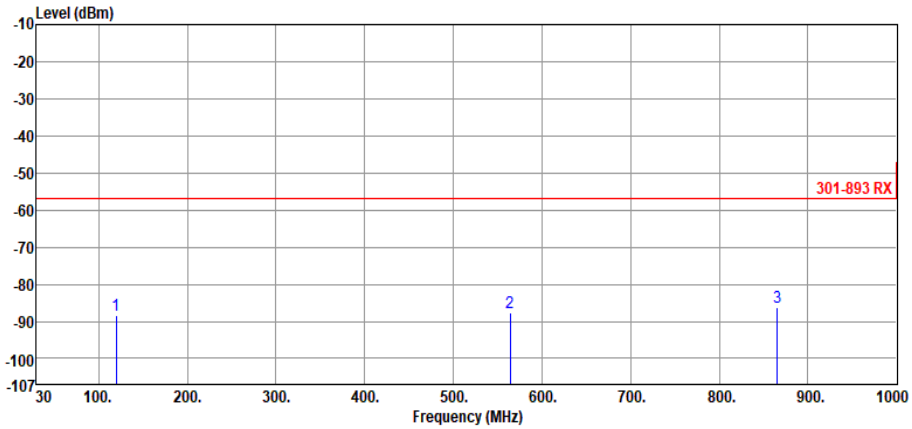

	Freq.	Measured value	Limit	Margin	Factor	Reading
	MHz	dBm	dBm	dB	dB	dBm
1	119.78	-88.32	-57.00	-31.32	0.00	-88.32
2	564.23	-87.66	-57.00	-30.66	0.00	-87.66
3	865.31	-86.21	-57.00	-29.21	0.00	-86.21

Note 1: Measured Value (dBm) = Reading (dBm) + Factor (dB)
Note 2: Margin (dB) = Measured Value (dBm) – Limit (dBm)

Modulation	ax HE20_OFDMA	**Test Freq. (MHz)**	5825
Frequency	30M~1GHz		

Test By :Ryan Lee Temperature:25 Humidity(%):66

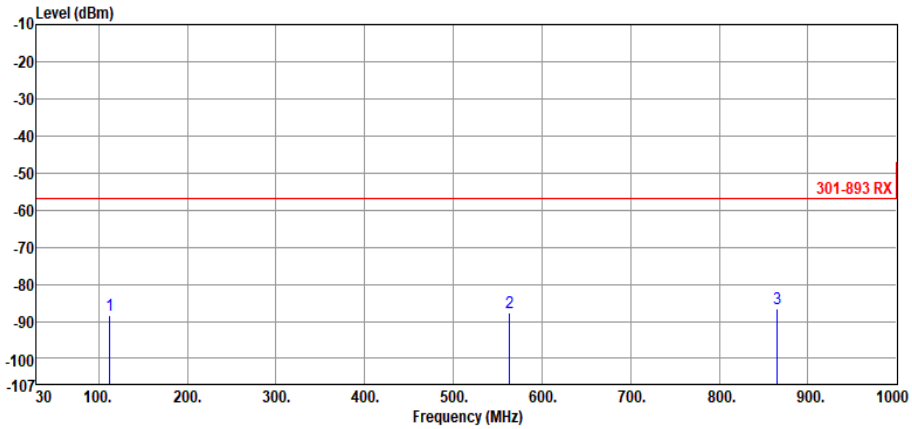

	Freq.	Measured value	Limit	Margin	Factor	Reading
	MHz	dBm	dBm	dB	dB	dBm
1	112.34	-88.56	-57.00	-31.56	0.00	-88.56
2	563.34	-87.85	-57.00	-30.85	0.00	-87.85
3	865.20	-86.75	-57.00	-29.75	0.00	-86.75

Note 1: Measured Value (dBm) = Reading (dBm) + Factor (dB)
Note 2: Margin (dB) = Measured Value (dBm) – Limit (dBm)

Emissions (Above 1GHz)

Modulation	11a	**Test Freq. (MHz)**	5180
Frequency	1GHz~26.5GHz		

Test By :Ryan Lee Temperature:23 Humidity(%):64

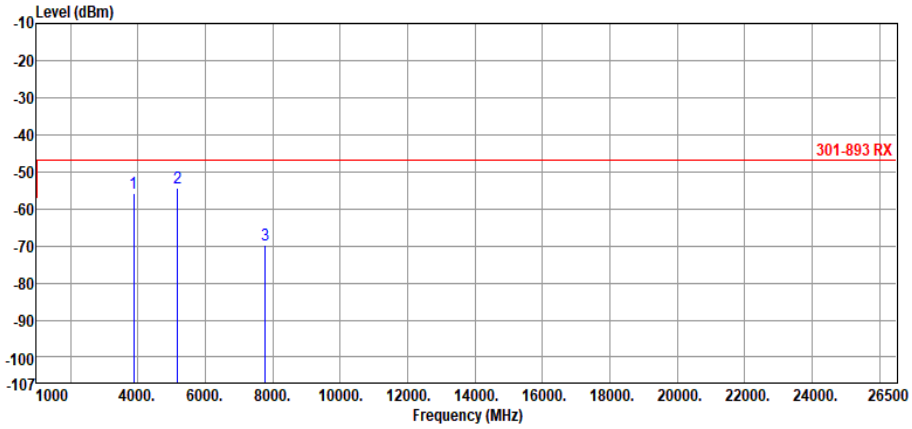

	Freq.	Measured value	Limit	Margin	Factor	Reading
	MHz	dBm	dBm	dB	dB	dBm
1	3884.99	-55.90	-47.00	-8.90	0.00	-55.90
2	5180.00	-54.27	-47.00	-7.27	0.00	-54.27
3	7769.90	-69.75	-47.00	-22.75	0.00	-69.75

Note 1: Measured Value (dBm) = Reading (dBm) + Factor (dB)
Note 2: Margin (dB) = Measured Value (dBm) – Limit (dBm)

Modulation	11a	**Test Freq. (MHz)**	5320
Frequency	1GHz~26.5GHz		

Test By :Ryan Lee Temperature:23 Humidity(%):64

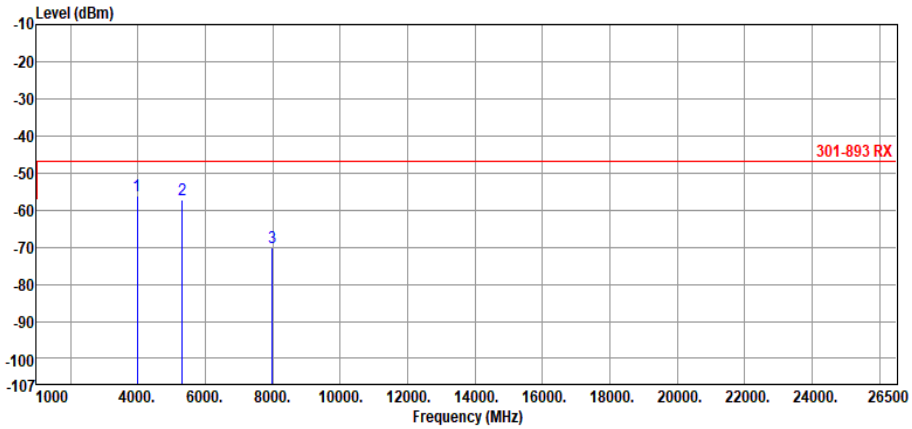

	Freq.	Measured value	Limit	Margin	Factor	Reading
	MHz	dBm	dBm	dB	dB	dBm
1	3990.16	-56.27	-47.00	-9.27	0.00	-56.27
2	5319.98	-57.21	-47.00	-10.21	0.00	-57.21
3	7980.21	-70.08	-47.00	-23.08	0.00	-70.08

Note 1: Measured Value (dBm) = Reading (dBm) + Factor (dB)
Note 2: Margin (dB) = Measured Value (dBm) – Limit (dBm)

Modulation	11a	**Test Freq. (MHz)**	5700
Frequency	1GHz~26.5GHz		

Test By :Ryan Lee Temperature:23 Humidity(%):64

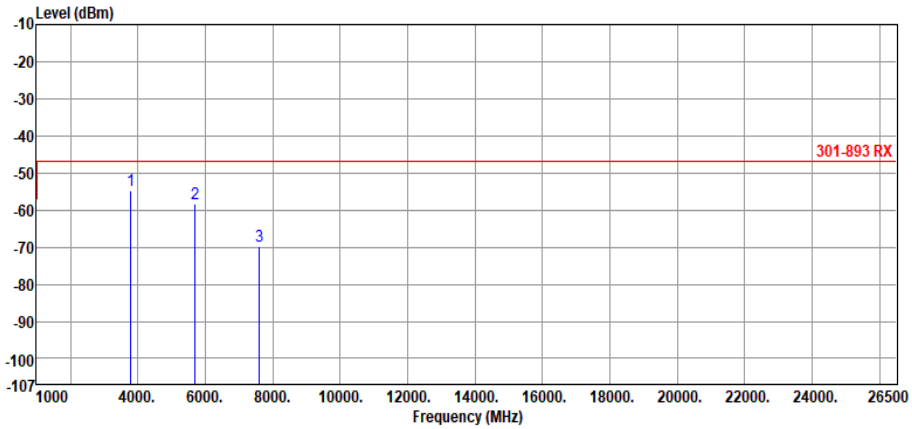

	Freq.	Measured value	Limit	Margin	Factor	Reading
	MHz	dBm	dBm	dB	dB	dBm
1	3799.97	-54.77	-47.00	-7.77	0.00	-54.77
2	5700.07	-58.28	-47.00	-11.28	0.00	-58.28
3	7600.28	-69.67	-47.00	-22.67	0.00	-69.67

Note 1: Measured Value (dBm) = Reading (dBm) + Factor (dB)
Note 2: Margin (dB) = Measured Value (dBm) – Limit (dBm)

Modulation	11a	**Test Freq. (MHz)**	5720
Frequency	1GHz~26.5GHz		

Test By :Ryan Lee Temperature:25 Humidity(%):66

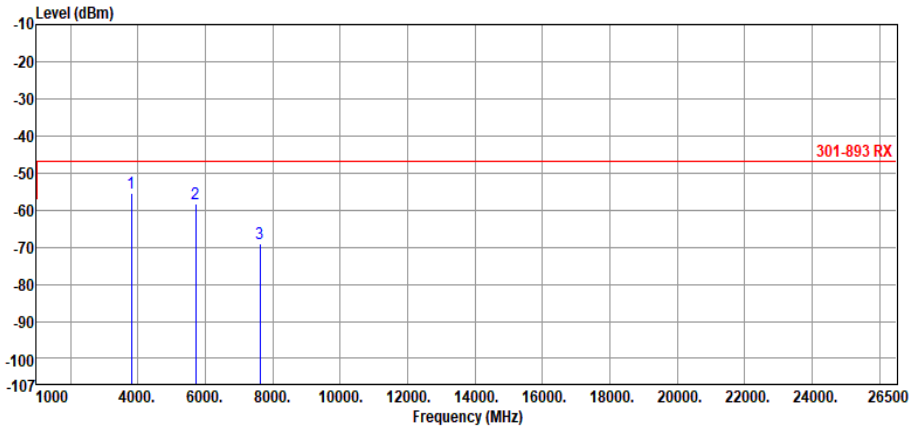

	Freq.	Measured value	Limit	Margin	Factor	Reading
	MHz	dBm	dBm	dB	dB	dBm
1	3813.33	-55.38	-47.00	-8.38	0.00	-55.38
2	5719.99	-58.43	-47.00	-11.43	0.00	-58.43
3	7626.99	-69.13	-47.00	-22.13	0.00	-69.13

Note 1: Measured Value (dBm) = Reading (dBm) + Factor (dB)
Note 2: Margin (dB) = Measured Value (dBm) – Limit (dBm)

Modulation	11a	**Test Freq. (MHz)**	5825
Frequency	1GHz~26.5GHz		

Test By :Ryan Lee Temperature:25 Humidity(%):66

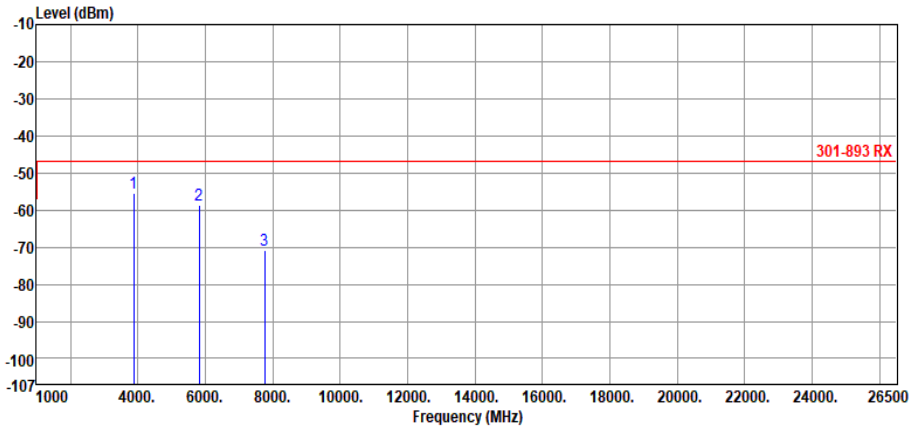

	Freq.	Measured value	Limit	Margin	Factor	Reading
	MHz	dBm	dBm	dB	dB	dBm
1	3883.36	-55.51	-47.00	-8.51	0.00	-55.51
2	5824.95	-58.78	-47.00	-11.78	0.00	-58.78
3	7767.08	-70.69	-47.00	-23.69	0.00	-70.69

Note 1: Measured Value (dBm) = Reading (dBm) + Factor (dB)
Note 2: Margin (dB) = Measured Value (dBm) – Limit (dBm)

Modulation	ax HE20_OFDMA	**Test Freq. (MHz)**	5180
Frequency	1GHz~26.5GHz		

Test By :Ryan Lee Temperature:23 Humidity(%):64

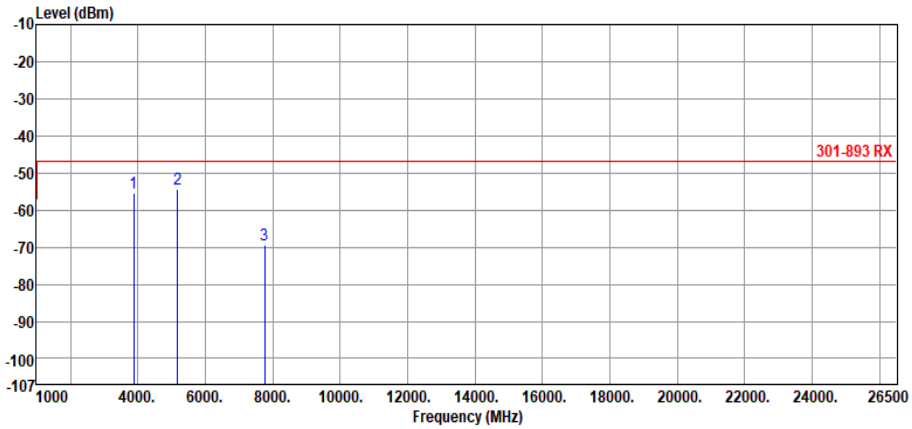

	Freq.	Measured value	Limit	Margin	Factor	Reading
	MHz	dBm	dBm	dB	dB	dBm
1	3884.50	-55.54	-47.00	-8.54	0.00	-55.54
2	5180.32	-54.42	-47.00	-7.42	0.00	-54.42
3	7769.21	-69.42	-47.00	-22.42	0.00	-69.42

Note 1: Measured Value (dBm) = Reading (dBm) + Factor (dB)
Note 2: Margin (dB) = Measured Value (dBm) – Limit (dBm)

Modulation	ax HE20_OFDMA	**Test Freq. (MHz)**	5320
Frequency	1GHz~26.5GHz		

Test By :Ryan Lee Temperature:23 Humidity(%):64

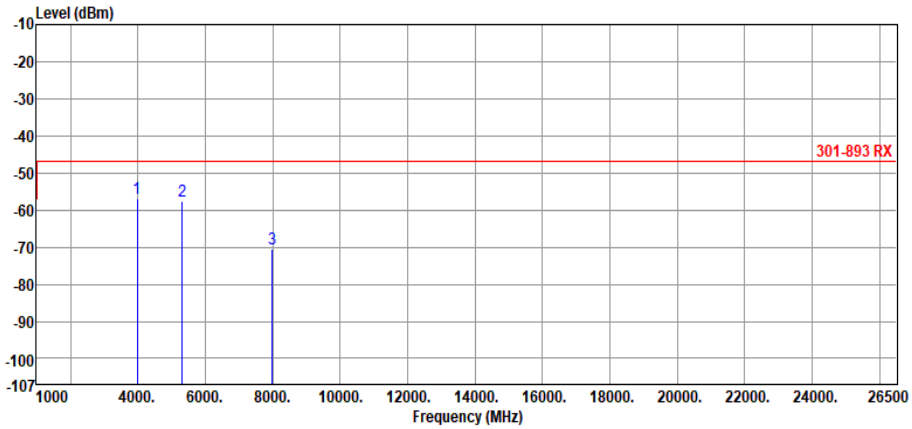

	Freq.	Measured value	Limit	Margin	Factor	Reading
	MHz	dBm	dBm	dB	dB	dBm
1	3990.12	-56.77	-47.00	-9.77	0.00	-56.77
2	5319.92	-57.74	-47.00	-10.74	0.00	-57.74
3	7980.54	-70.42	-47.00	-23.42	0.00	-70.42

Note 1: Measured Value (dBm) = Reading (dBm) + Factor (dB)
Note 2: Margin (dB) = Measured Value (dBm) – Limit (dBm)

Modulation	ax HE20_OFDMA	**Test Freq. (MHz)**	5700
Frequency	1GHz~26.5GHz		

Test By :Ryan Lee Temperature:23 Humidity(%):64

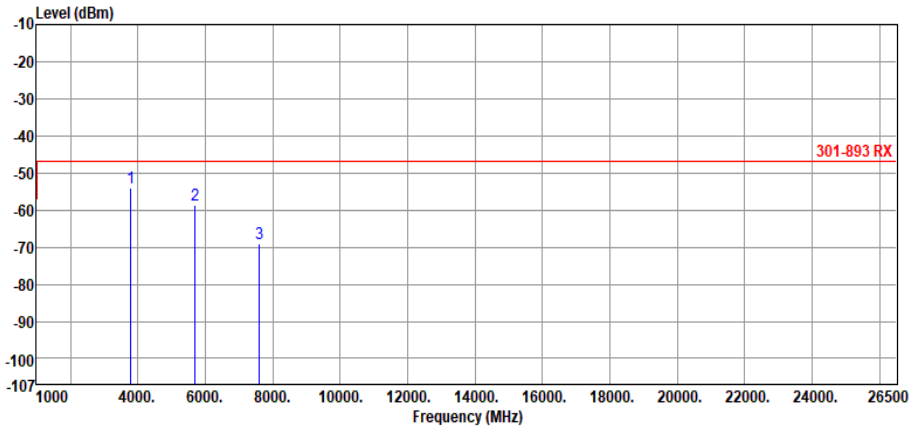

	Freq.	Measured value	Limit	Margin	Factor	Reading
	MHz	dBm	dBm	dB	dB	dBm
1	3799.95	-54.12	-47.00	-7.12	0.00	-54.12
2	5700.07	-58.56	-47.00	-11.56	0.00	-58.56
3	7600.23	-69.21	-47.00	-22.21	0.00	-69.21

Note 1: Measured Value (dBm) = Reading (dBm) + Factor (dB)
Note 2: Margin (dB) = Measured Value (dBm) – Limit (dBm)

Modulation	ax HE20_OFDMA	**Test Freq. (MHz)**	5720
Frequency	1GHz~26.5GHz		

Test By :Ryan Lee Temperature:25 Humidity(%):66

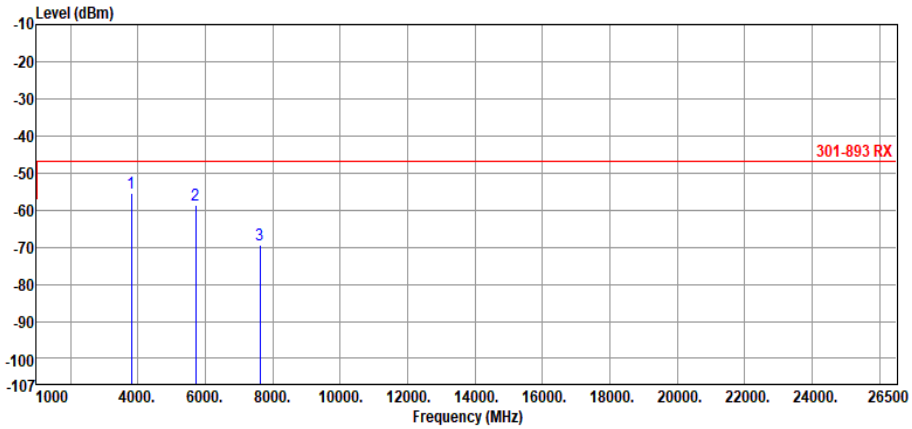

	Freq.	Measured value	Limit	Margin	Factor	Reading
	MHz	dBm	dBm	dB	dB	dBm
1	3813.51	-55.42	-47.00	-8.42	0.00	-55.42
2	5719.14	-58.52	-47.00	-11.52	0.00	-58.52
3	7626.23	-69.47	-47.00	-22.47	0.00	-69.47

Note 1: Measured Value (dBm) = Reading (dBm) + Factor (dB)
Note 2: Margin (dB) = Measured Value (dBm) – Limit (dBm)

Modulation	ax HE20_OFDMA	**Test Freq. (MHz)**	5825
Frequency	1GHz~26.5GHz		

Test By :Ryan Lee Temperature:25 Humidity(%):66

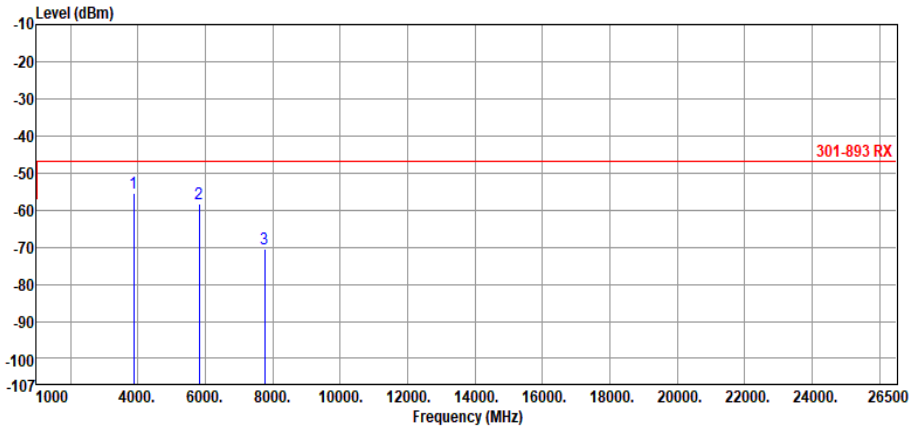

	Freq.	Measured value	Limit	Margin	Factor	Reading
	MHz	dBm	dBm	dB	dB	dBm
1	3883.21	-55.47	-47.00	-8.47	0.00	-55.47
2	5824.45	-58.42	-47.00	-11.42	0.00	-58.42
3	7767.12	-70.33	-47.00	-23.33	0.00	-70.33

Note 1: Measured Value (dBm) = Reading (dBm) + Factor (dB)
Note 2: Margin (dB) = Measured Value (dBm) – Limit (dBm)

Test Result of Adaptivity and Short Control Signalling Transmissions

Adaptivity Result						
Equipment / Device type		Load Based Equipment / Supervised Device				
Energy Detect Threshold Level (dBm)		-78.3				
Modulation Mode	**Interference Signal Frequency (MHz)**	**Interference Signal Frequency (MHz)**	**Interference Signal Type**	**Short Control Signalling Transmissions (ms)/period Numbers**	**Channel Occupancy Time (ms)**	**Adaptivity**
802.11ax (HE20)	5500	5500	AWGN	0.043 / 2	5.333	Pass
802.11ax (HE20)	5500	5500	OFDM	0.314 / 14		
802.11ax (HE20)	5500	5500	LTE	0.289 / 13		
Limit				< 2.5 ms / 50	< 6ms	N/A

Adaptivity Result Plots

802.11ax (HE20) - 5500MHz (AWGN)

Time Analysis

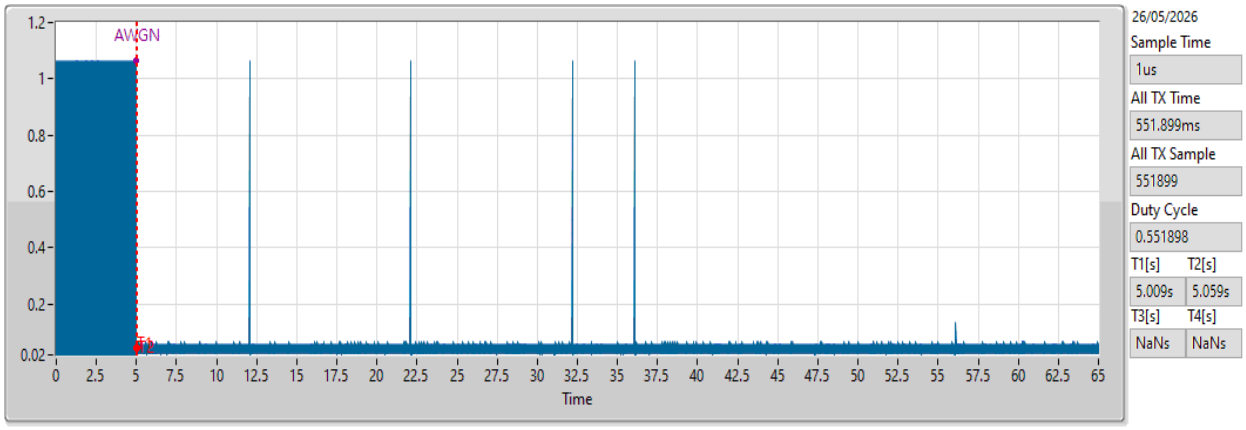

802.11ax (HE20) - 5500MHz (OFDM)

Time Analysis

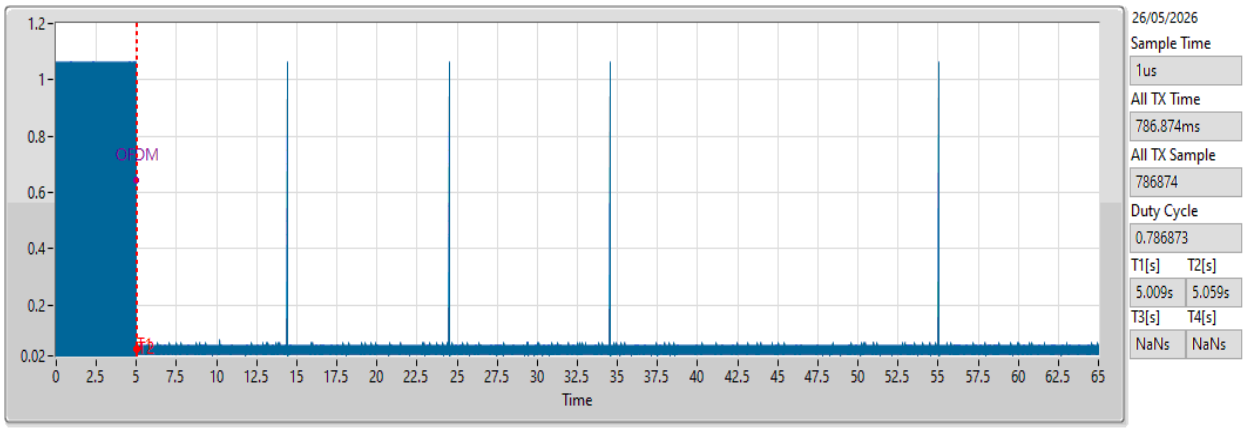

802.11ax (HE20) - 5500MHz (LTE)

Time Analysis

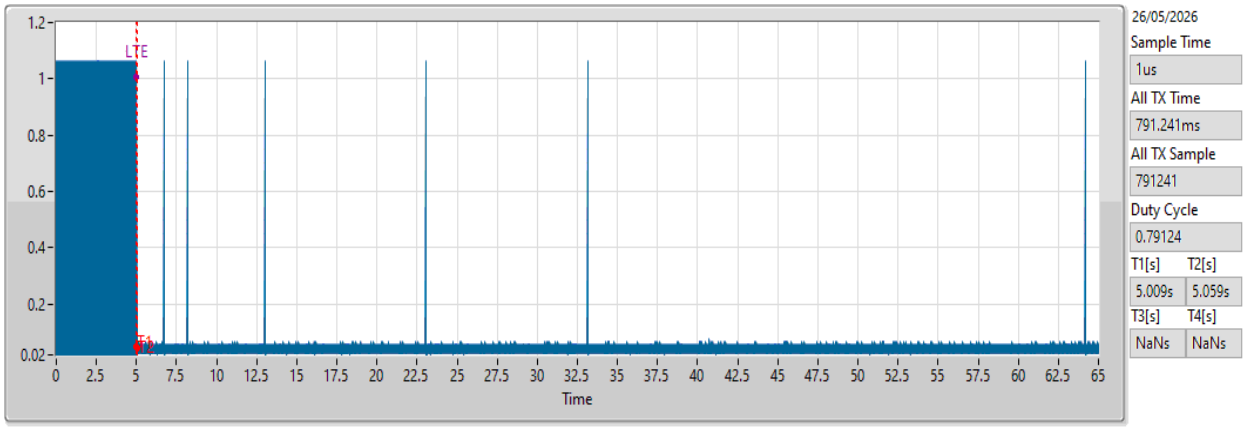

Short Control Signalling Transmissions Plots

802.11ax (HE20) - 5500MHz (AWGN)

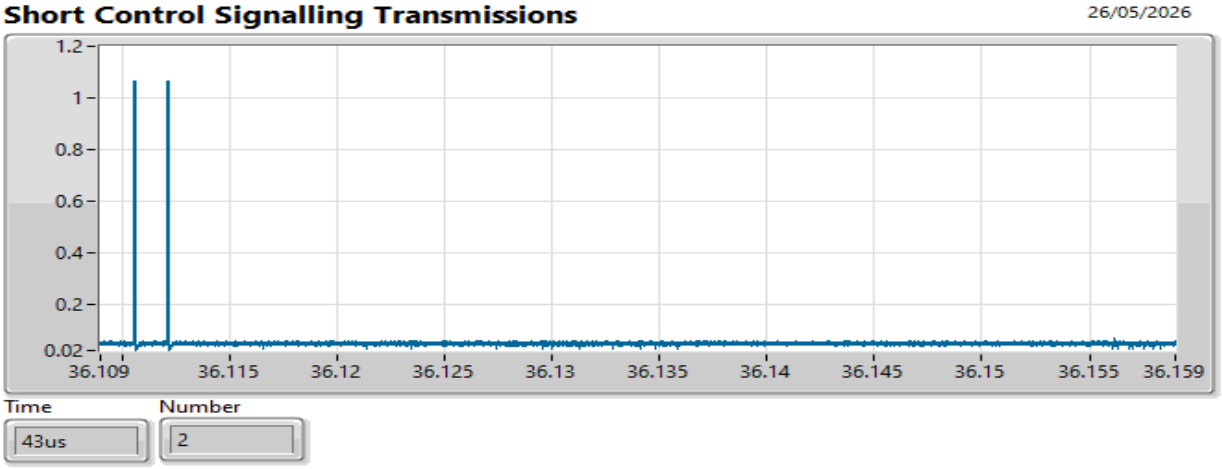

802.11ax (HE20) - 5500MHz (OFDM)

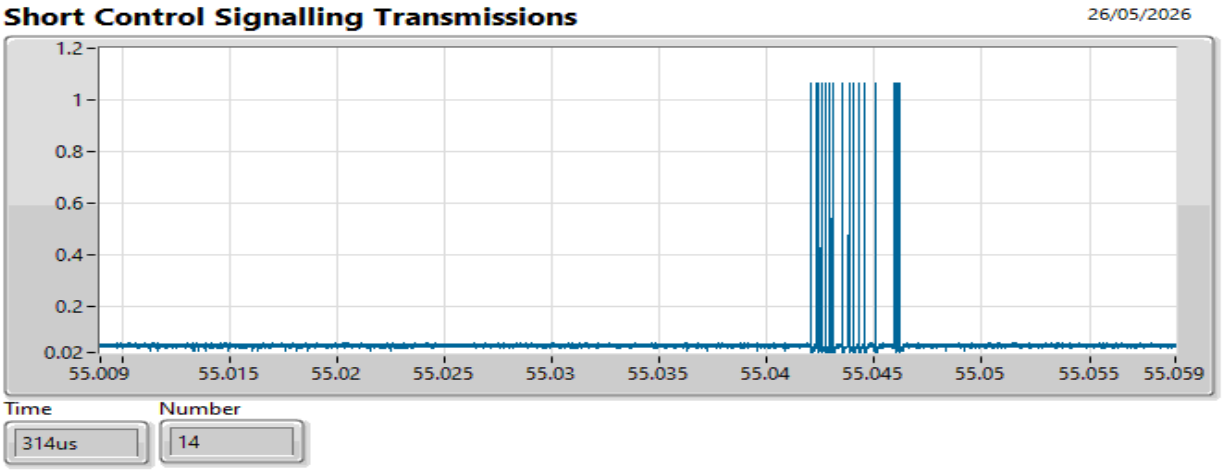

802.11ax (HE20) - 5500MHz (LTE)

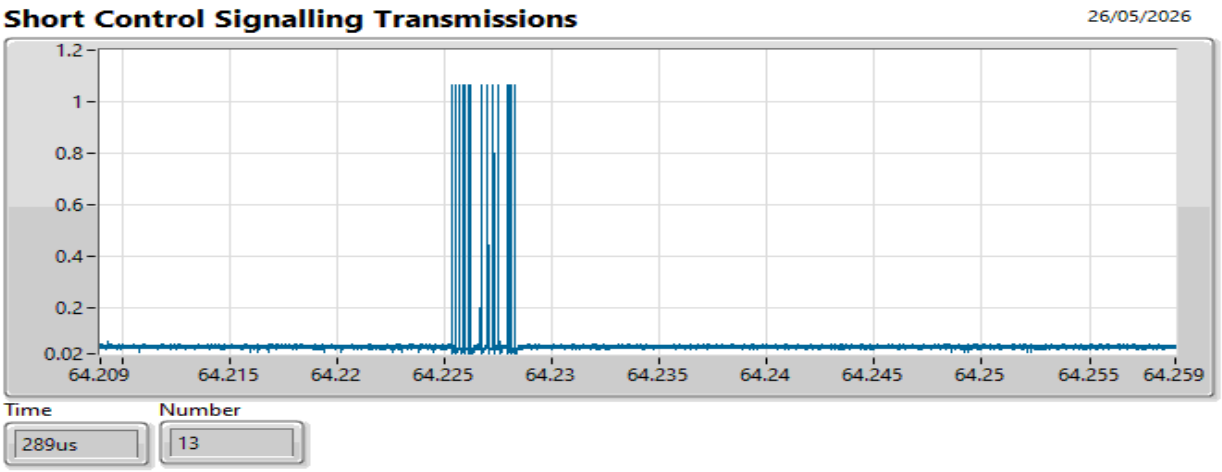

Channel Occupancy Time
802.11ax (HE20) - 5500MHz

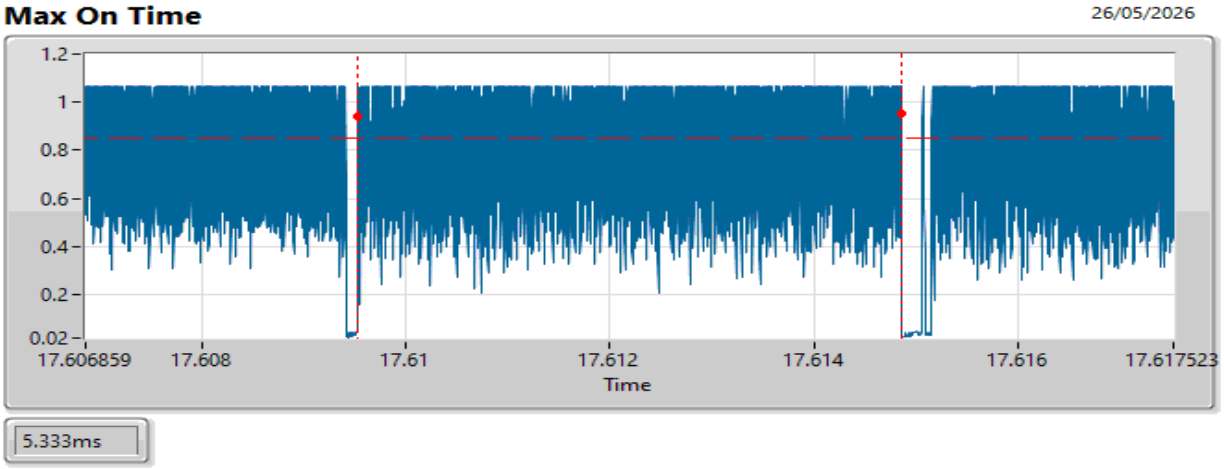

Idle Period probability evaluation

Priority Class	Class 2
Operating Type	Supervised Device
Test condition	802.11ax (HE20) / 5500MHz

n	H(Bn)	Pn	Pn Limit	Result
0	34	0.00292	0.05000	Pass
1	0	0.00292	0.12000	Pass
2	1	0.00301	0.18250	Pass
3	1	0.00310	0.24500	Pass
4	1423	0.12544	0.30750	Pass
5	724	0.18769	0.37000	Pass
6	1170	0.28828	0.43250	Pass
7	582	0.33832	0.49500	Pass
8	167	0.35268	0.55750	Pass
9	502	0.39584	0.62000	Pass
10	257	0.41793	0.68250	Pass
11	238	0.43840	0.74500	Pass
12	219	0.45723	0.80750	Pass
13	225	0.47657	0.87000	Pass
14	204	0.49411	0.93250	Pass
15	195	0.51088	0.99500	Pass
16	5689	1.00000	1.00000	Pass

11a / 5180 MHz

Without Interference Signal Sensitivity Level

Minimum Level of the Wanted Signal (dBm)	-89		
Wanted Signal Mean Power from Companion Device (dBm)	**Blocking Signal Frequency (MHz)**	**Blocking Signal Power (dBm)**	**Test Result**
-83.00	5100	-59	Pass
-83.00	4900	-53	Pass
-83.00	5000		Pass
-83.00	5975		Pass

11a / 5320 MHz

Without Interference Signal Sensitivity Level

Minimum Level of the Wanted Signal (dBm)	-89		
Wanted Signal Mean Power from Companion Device (dBm)	**Blocking Signal Frequency (MHz)**	**Blocking Signal Power (dBm)**	**Test Result**
-83.00	5100	-59	Pass
-83.00	4900	-53	Pass
-83.00	5000		Pass
-83.00	5975		Pass

11a / 5700 MHz

Without Interference Signal Sensitivity Level

Minimum Level of the Wanted Signal (dBm)	-89		
Wanted Signal Mean Power from Companion Device (dBm)	**Blocking Signal Frequency (MHz)**	**Blocking Signal Power (dBm)**	**Test Result**
-83.00	5100	-59	Pass
-83.00	4900	-53	Pass
-83.00	5000		Pass
-83.00	5975		Pass

11a / 5745 MHz

Without Interference Signal Sensitivity Level

Minimum Level of the Wanted Signal (dBm)	-89		
Wanted Signal Mean Power from Companion Device (dBm)	**Blocking Signal Frequency (MHz)**	**Blocking Signal Power (dBm)**	**Test Result**
-83.00	5100	-59	Pass
-83.00	4900	-53	Pass
-83.00	5000		Pass
-83.00	5975		Pass

11a / 5180 MHz

Without Interference Signal Sensitivity Level

Minimum Level of the Wanted Signal (dBm)	-89		
Wanted Signal Mean Power from Companion Device (dBm)	**Blocking Signal Frequency (MHz)**	**Blocking Signal Power (dBm)**	**Test Result**
-79	5200.2	-63	Pass
-79	5199.8	-63	Pass
-79	5159.8	-63	Pass
-79	5160.2	-63	Pass

11a / 5320 MHz

Without Interference Signal Sensitivity Level

Minimum Level of the Wanted Signal (dBm)	-89		
Wanted Signal Mean Power from Companion Device (dBm)	**Blocking Signal Frequency (MHz)**	**Blocking Signal Power (dBm)**	**Test Result**
-79	5340.2	-63	Pass
-79	5339.8	-63	Pass
-79	5299.8	-63	Pass
-79	5300.2	-63	Pass

11a / 5700 MHz

Without Interference Signal Sensitivity Level

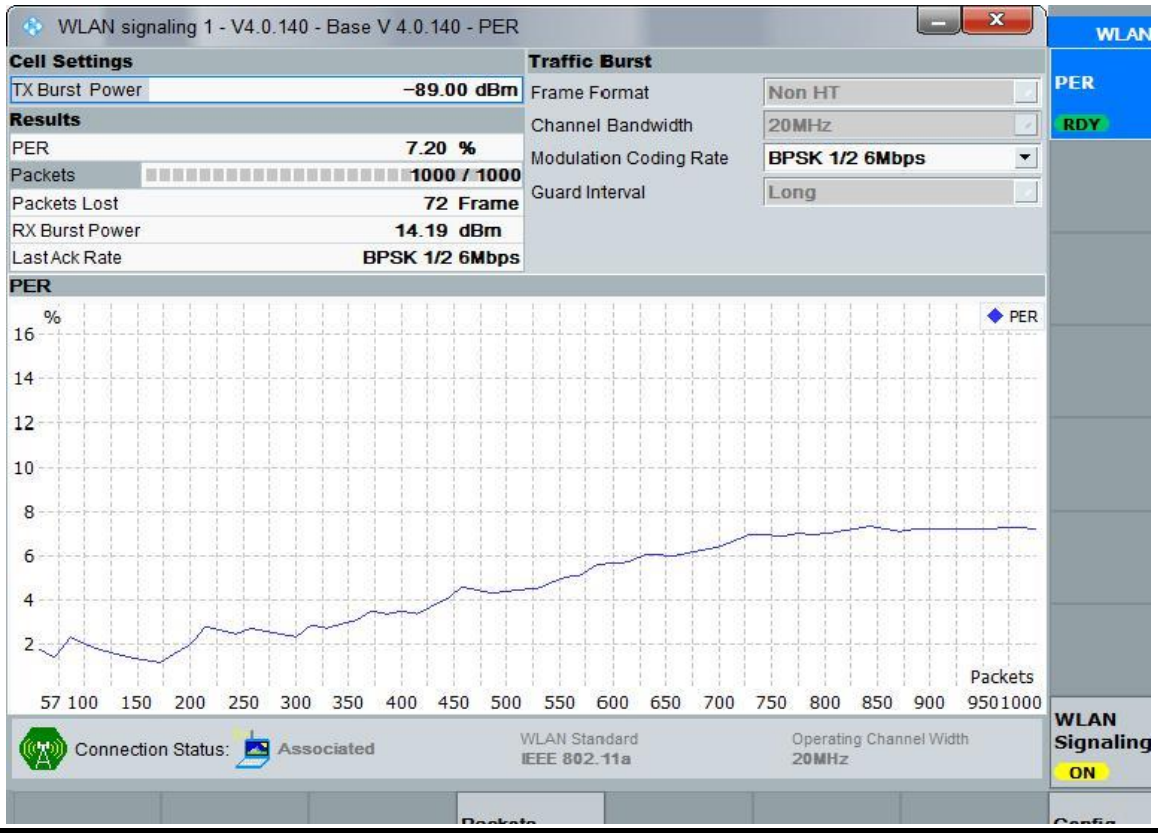

Minimum Level of the Wanted Signal (dBm)	-89		
Wanted Signal Mean Power from Companion Device (dBm)	**Blocking Signal Frequency (MHz)**	**Blocking Signal Power (dBm)**	**Test Result**
-79	5720.2	-63	Pass
-79	5719.8	-63	Pass
-79	5679.8	-63	Pass
-79	5680.2	-63	Pass

11a / 5745 MHz

Without Interference Signal Sensitivity Level

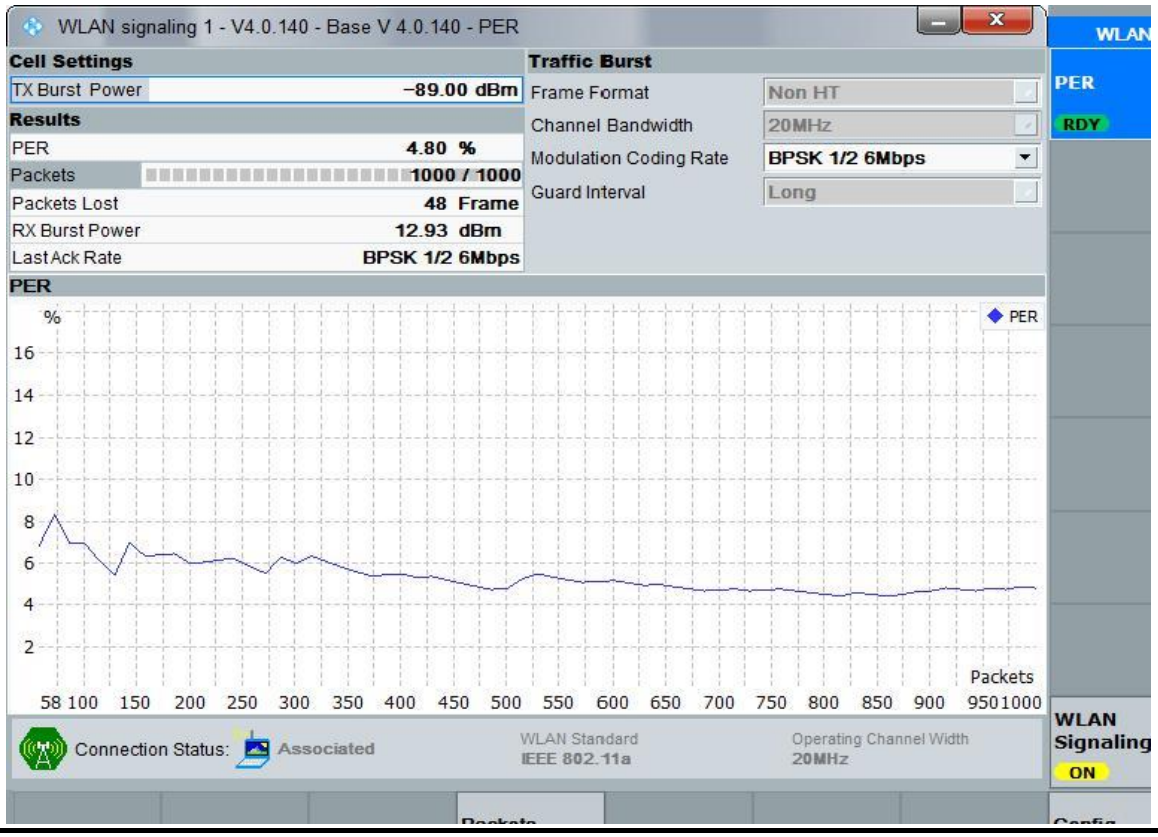

Minimum Level of the Wanted Signal (dBm)	-89		
Wanted Signal Mean Power from Companion Device (dBm)	**Blocking Signal Frequency (MHz)**	**Blocking Signal Power (dBm)**	**Test Result**
-79	5765.2	-63	Pass
-79	5764.8	-63	Pass
-79	5724.8	-63	Pass
-79	5725.2	-63	Pass